

Silicon NPN Power Transistors

2SC5249

**DESCRIPTION**

- With TO-220F package
- High voltage switching transistor

**APPLICATIONS**

- For switching regulator and general purpose applications

**PINNING**

PIN	DESCRIPTION
1	Base
2	Collector
3	Emitter

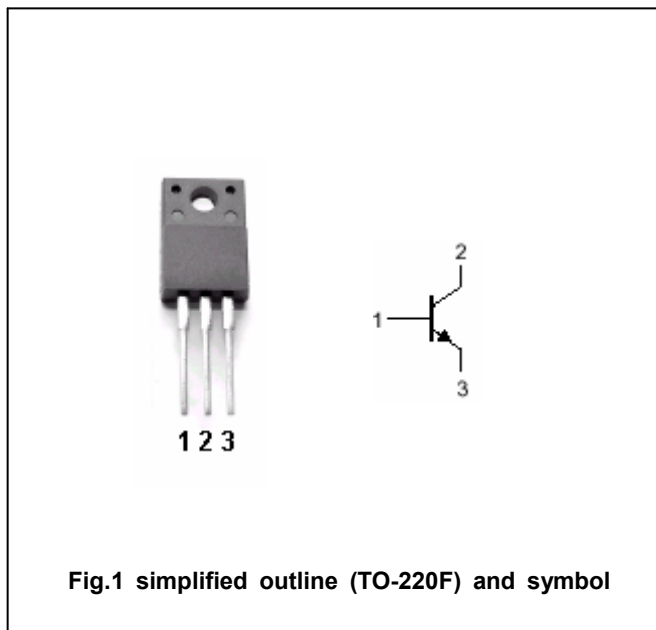


Fig.1 simplified outline (TO-220F) and symbol

**Absolute maximum ratings(Ta=25°C)**

SYMBOL	PARAMETER	CONDITIONS	VALUE	UNIT
V <sub>CB0</sub>	Collector-base voltage	Open emitter	600	V
V <sub>CEO</sub>	Collector-emitter voltage	Open base	600	V
V <sub>EBO</sub>	Emitter-base voltage	Open collector	7	V
I <sub>C</sub>	Collector current		3	A
I <sub>CM</sub>	Collector current-peak		6	A
I <sub>B</sub>	Base current		1.5	A
P <sub>C</sub>	Collector power dissipation	T <sub>C</sub> =25°C	35	W
T <sub>j</sub>	Junction temperature		150	°C
T <sub>stg</sub>	Storage temperature		-55~150	°C

## Silicon NPN Power Transistors

## 2SC5249

## CHARACTERISTICS

T<sub>j</sub>=25°C unless otherwise specified

SYMBOL	PARAMETER	CONDITIONS	MIN	TYP.	MAX	UNIT
V <sub>(BR)CEO</sub>	Collector-emitter breakdown voltage	I <sub>C</sub> =10mA; R <sub>BE</sub> =∞	600			V
V <sub>CEsat</sub>	Collector-emitter saturation voltage	I <sub>C</sub> =1A; I <sub>B</sub> =0.2A			0.5	V
V <sub>BEsat</sub>	Base-emitter saturation voltage	I <sub>C</sub> =1A; I <sub>B</sub> =0.2A			1.2	V
I <sub>CBO</sub>	Collector cut-off current	V <sub>CB</sub> =600V; I <sub>E</sub> =0			100	μA
I <sub>EBO</sub>	Emitter cut-off current	V <sub>EB</sub> =7V; I <sub>C</sub> =0			100	μA
h <sub>FE</sub>	DC current gain	I <sub>C</sub> =1A; V <sub>CE</sub> =4V	20		40	
f <sub>T</sub>	Transition frequency	I <sub>E</sub> =-0.3A; V <sub>CE</sub> =12V		6		MHz
C <sub>OB</sub>	Output capacitance	V <sub>CB</sub> =10V; f=1MHz		50		pF

## Switching times

t <sub>on</sub>	Turn-on time	I <sub>C</sub> =1A; I <sub>B1</sub> =0.1A; I <sub>B2</sub> =-0.1A; R <sub>L</sub> =200Ω V <sub>CC</sub> =200V			1.0	μs
t <sub>stg</sub>	Storage time				19	μs
t <sub>f</sub>	Fall time				1.0	μs

Silicon NPN Power Transistors

2SC5249

PACKAGE OUTLINE

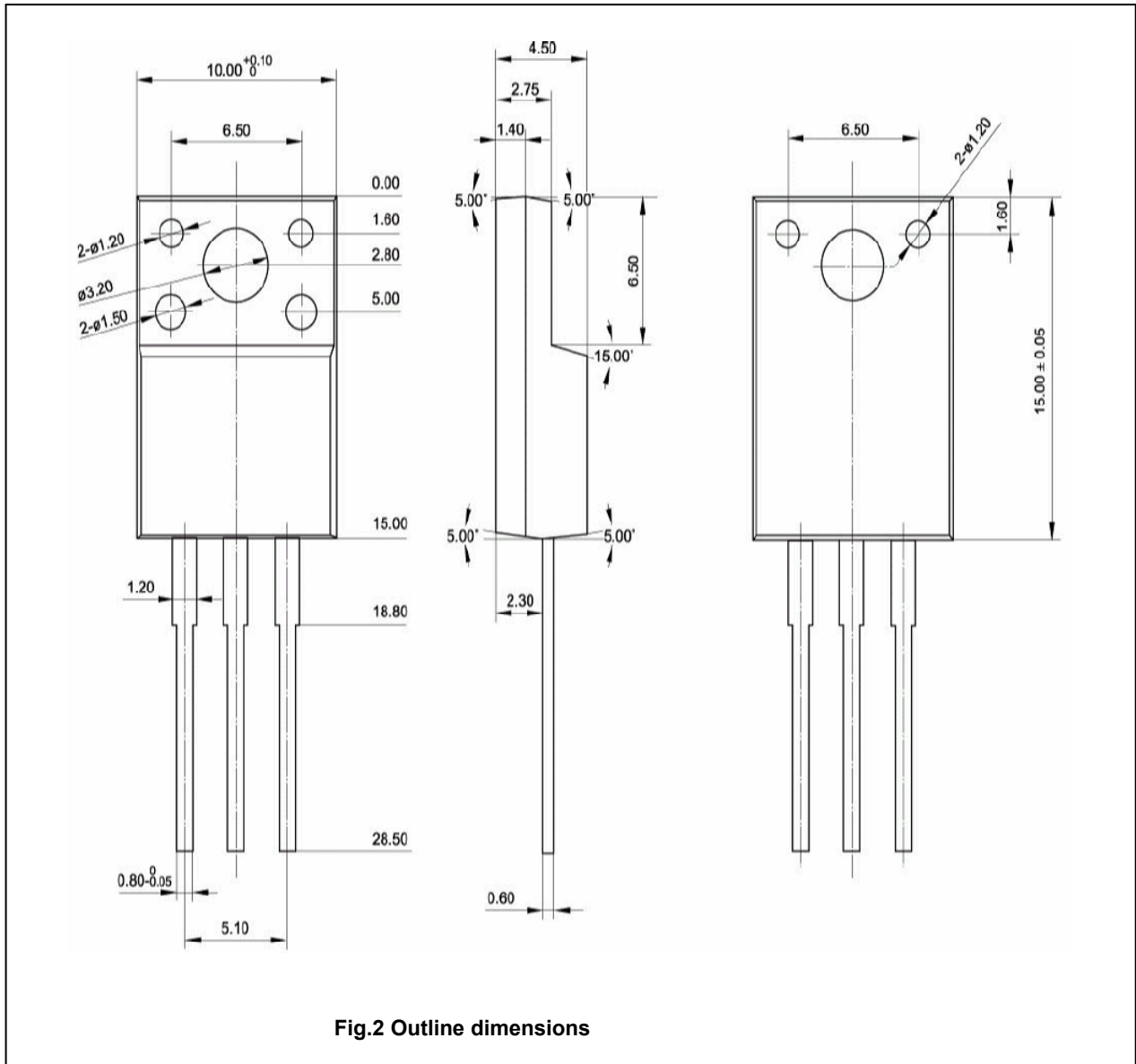


Fig.2 Outline dimensions

Silicon NPN Power Transistors

2SC5249

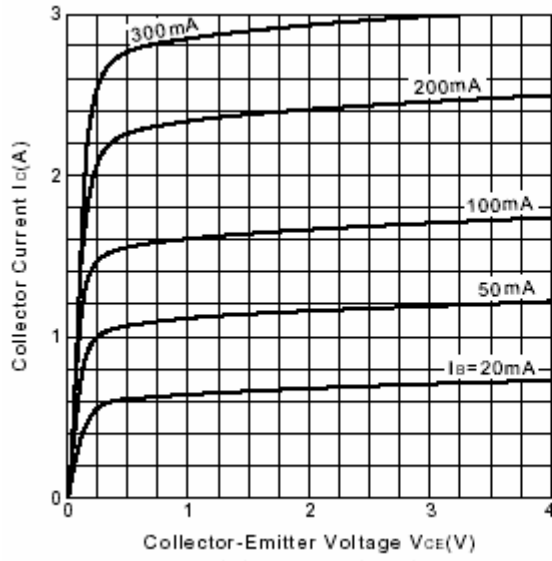


Fig.3 Static Characteristic

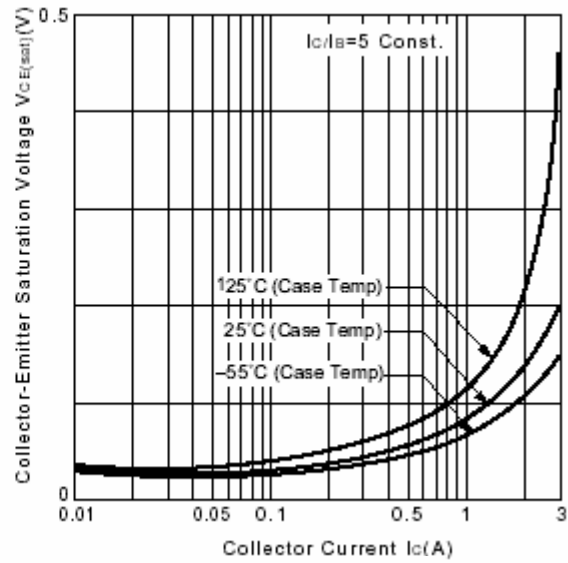


Fig.4  $V_{ce(sat)}-I_c$

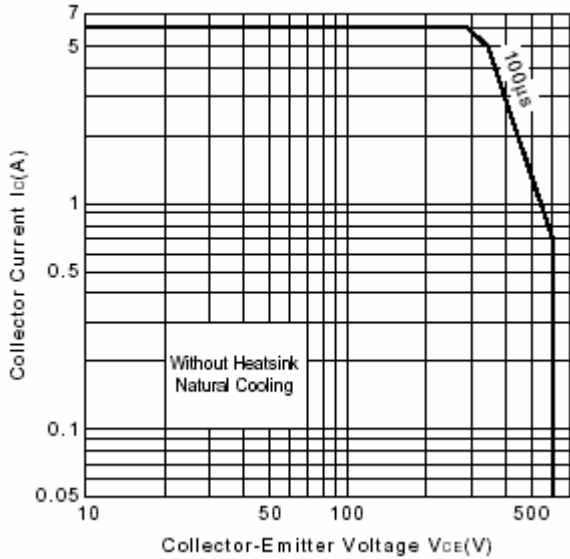


Fig.5 Safe Operating Area

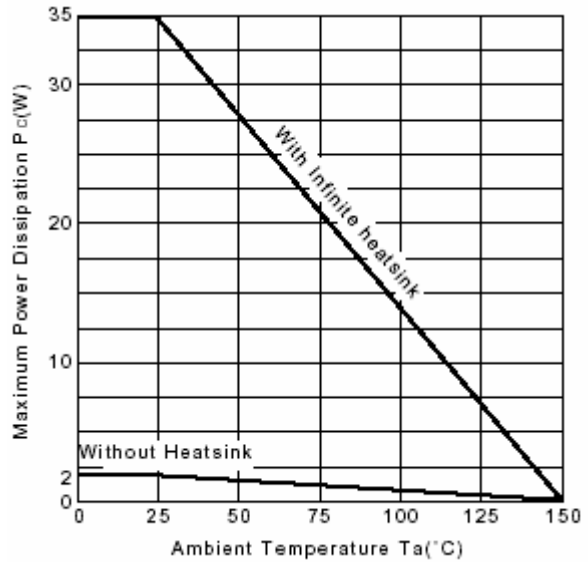


Fig.6 Power Derating

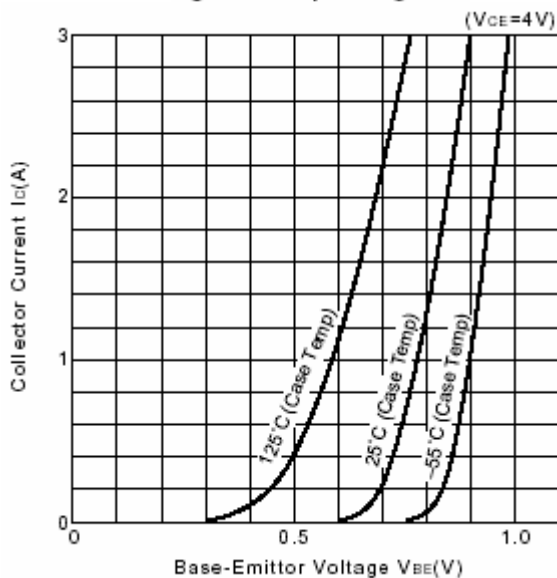


Fig.7  $I_c-V_{BE}$

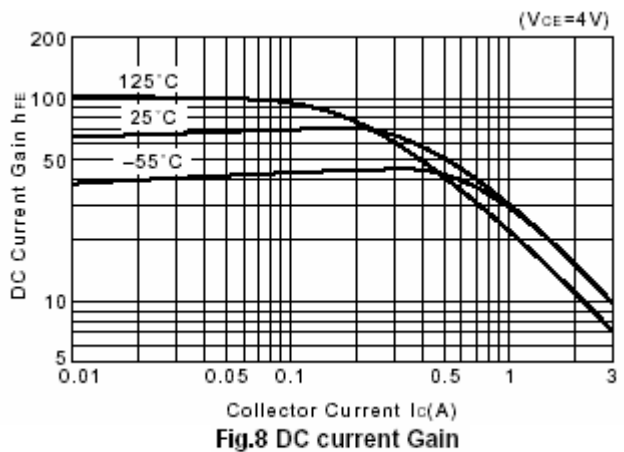


Fig.8 DC current Gain