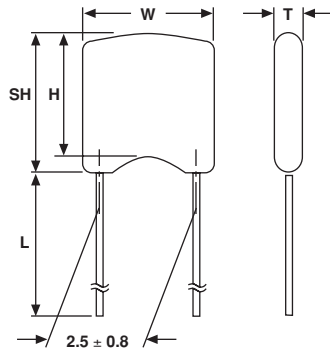
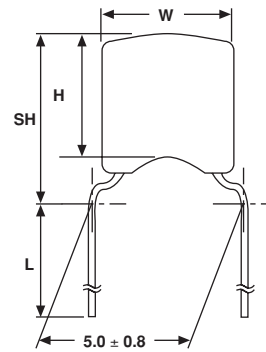


Dipped Radial Multilayer Ceramic Capacitors

DIMENSIONS

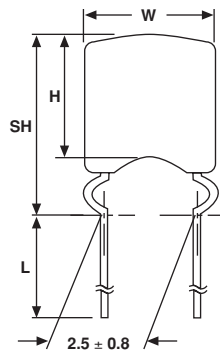


L2
Component outline for
Lead spacing 2.5 ± 0.8 mm
(straight leads)

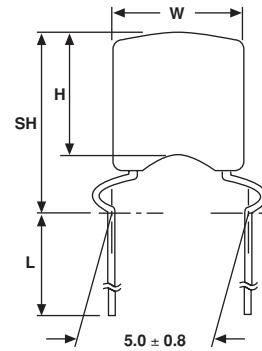


H5
Component outline for
Lead spacing 5.0 ± 0.8 mm
(flat bent leads)

L2 and H5 are preferred styles



K2
Component outline for
Lead spacing 2.5 ± 0.8 mm
(outside kink)



K5
Component outline for
Lead spacing 5.0 ± 0.8 mm
(outside kink)

CAPACITOR DIMENSIONS AND WEIGHT								
SIZE	W _{MAX}	H _{MAX}	T _{MAX}	MAX. SEATING HEIGHT (SH)				WEIGHT (g)
				L2	H5	K2	K5	
15	4.0 (0.15)	4.0 (0.15)	2.5 (0.100)	5.58 (0.220)	6.50 (0.256)	7.50 (0.295)	7.50 (0.295)	≈ 0.15
20	5.0 (0.20)	5.0 (0.20)	3.2 (0.13)	6.58 (0.259)	7.50 (0.295)	8.50 (0.335)	8.50 (0.335)	≈ 0.16

Note

- Bulk packed types have a standard lead length L = 25.4 mm (1.0 inch) minimum
- Dimensions between parentheses are in inches
- Thickness is defined as T



QUICK REFERENCE DATA			
DESCRIPTION	VALUE		
Capacitance range	10 pF to 6800 pF		100 pF to 1.0 μ F
Rated DC voltage	50 V	100 V	50 V 100 V
Tolerance on capacitance	$\pm 5\%$ / $\pm 10\%$		$\pm 10\%$ / $\pm 20\%$
Dielectric Code	COG		X7R

ORDERING INFORMATION									
K	103	K	15	X7R	F	5	3	H	5
PRODUCT TYPE	CAPACITANCE CODE	CAPACITANCE TOLERANCE	SIZE CODE	TEMP. CHAR.	RATED VOLTAGE	LEAD DIAMETER	LEAD LENGTH/PACKAGING	LEAD STYLE	LEAD SPACING
K = Mono-Kap	Two significant digits followed by the number of zeros. example: 103 = 10,000 pF	J = $\pm 5\%$ K = $\pm 10\%$ M = $\pm 20\%$	Ref. mechanical spec.	COG X7R	F = 50 V _{DC} H = 100 V _{DC}	5 = 0.5mm (0.020")	3 = bulk, with lead length of 30 \pm 5.0 (1.25") T = Tape and Reel U = Ammo pack	L = Straight Lead H = High Seated assy	2 = 2.5 (0.100") 5 = 5.0 (0.200")



CAPACITANCE RANGE CHART

COG DIELECTRIC

SIZE		15		20	
RATED VOLTAGE		50	100	50	100
VALUE	CODE				
10pF	100				
12pF	120				
15pF	150				
18pF	180				
22pF	220				
27pF	270				
33pF	330				
39pF	390				
47pF	470				
56pF	560				
68pF	680				
82pF	820				
100pF	101				
120pF	121				
150pF	151				
180pF	181				
220pF	221				
270pF	271				
330pF	331				
390pF	391				
470pF	471				
560pF	561				
680pF	681				
820pF	821				
1000pF	102				
1200pF	122				
1500pF	152				
1800pF	182				
2200pF	222				
2700pF	272				
3300pF	332				
3900pF	392				
4700pF	472				
5600pF	562				
6800pF	682				
8200pF	822				
0.01μF	103				

X7R DIELECTRIC

SIZE		15		20	
RATED VOLTAGE		50	100	50	100
VALUE	CODE				
100pF	101				
120pF	121				
150pF	151				
180pF	181				
220pF	221				
270pF	271				
330pF	331				
390pF	391				
470pF	471				
560pF	561				
680pF	681				
820pF	821				
1000pF	102				
1200pF	122				
1500pF	152				
1800pF	182				
2200pF	222				
2700pF	272				
3300pF	332				
3900pF	392				
4700pF	472				
5600pF	562				
6800pF	682				
8200pF	822				
0.01μF	103				
0.012μF	123				
0.015μF	153				
0.018μF	183				
0.022μF	223				
0.027μF	273				
0.033μF	333				
0.039μF	393				
0.047μF	473				
0.056μF	563				
0.068μF	683				
0.082μF	823				
0.10μF	104				
0.15μF	154				
0.22μF	224				
0.33μF	334				
0.47μF	474				
0.68μF	684				
1.0μF	105				