

HANDWHEELS

TYPE

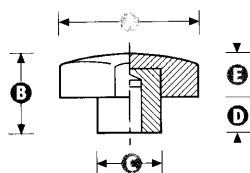

PATTERN



THREAD OR BORE

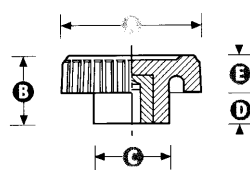
6

Gloss finish duroplast



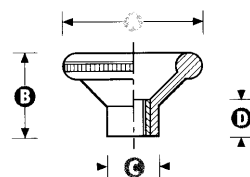
FEMALE	97	26	22	13	11	11	5	6
Aluminium insert	98	36	25	17	12	13	6	8 10
	99	47	28	22	13	15	10	12

Gloss finish duroplast



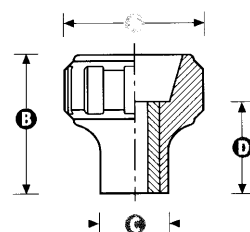

FEMALE	1308	35	24	18	10	14	6	8
Aluminium insert	1309	48	26	26	12	14	6	8 10
	1310	60	32	30	14	18	8	10 12

Gloss finish duroplast



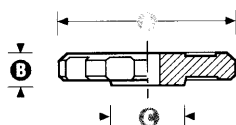

THREADED RIGHT THROUGH								
Brass insert	17/T	70	41	27	22		M10 M12	

Gloss finish duroplast



THREADED RIGHT THROUGH								
Brass insert	24/T	51	52	25	33		M10 M12	

Gloss finish duroplast



FEMALE	166	44	14	24			6	8
Moulded square hole	167	63	14	26			6	8 10
	168	75	14	32			6	8 10 12
	169	88	14	38			8	10 12

TYPE

PATTERN



THREAD OR BORE

Most patterns are available with imperial threads (Whitworth) or bores

Non standard thread diameters, lengths, insert materials and other modifications are available for minimum quantities.
The standard colour is black. Some patterns are available in a choice of colours. Contact our sales department for details.

All dimensions in mm and are approximate