


ECONOLINE - DC/DC-Converter

RD and RC Series, 2 Watt, SIP7/DIP14 (Dual Output)

RECOM

Features

- Dual Output from a Single Input Rail
- Power Sharing on Output
- 1kVDC & 2kVDC Isolation
- Custom Solutions Available
- UL94V-0 Package Material
- Efficiency to 80%

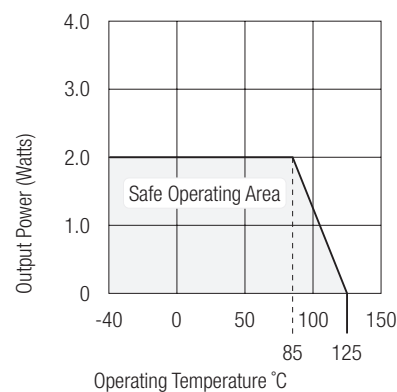


Selection Guide

Part Number	Part Number	Input Voltage (VDC)	Output Voltage (VDC)	Output Current (mA)	Efficiency (%)
SIP7	DIP14	2kV			
RD-XX3.3D	RC-XX05D (H)	5, 9, 12, 15, 24	±3.3	±303	70
RD-XX05D	RC-XX05D (H)	5, 9, 12, 15, 24	±5	±200	70-75
RD-XX09D	RC-XX09D (H)	5, 9, 12, 15, 24	±9	±111	75-81
RD-XX12D	RC-XX12D (H)	5, 9, 12, 15, 24	±12	±84	78-83
RD-XX15D	RC-XX15D (H)	5, 9, 12, 15, 24	±15	±66	80-84
RD-XX24D	RC-XX05D (H)	5, 9, 12, 15, 24	±24	±42	80-85

Specifications (Core Operating Area) and Operating Temperature / Derating-Graph

Input Voltage	±10%		
Input Filter	Capacitor Type		
Output Voltage Accuracy	±5%		
Line Voltage Regulation	1,2% / 1% V Input		
Load Voltage Regulation (10% to 100% full load)	3.3V output type	20% max.	
	5V output type	15% max.	
	9V, 12V, 15V, 24V output types	10% max.	
Ripple and Noise (20MHz limited)	150mVp-p max.		
Efficiency at Full Load	70% min.		
Isolation Voltage	1.000VDC min. (also available with 2.000VDC, Suffix „H“)		
Isolation Resistance (Viso = 500VDC)	10 GΩ min.		
Isolation Capacitance	40pF min./115pF max.		
Short Circuit Protection	1 Second		
Switching Frequency at Full Load	34kHz min. / 85kHz max.		
Operating Temperature	-40°C to +85°C (see Graph)		
Storage Temperature	-55°C to +125°C		
Package Weight	2.8g		



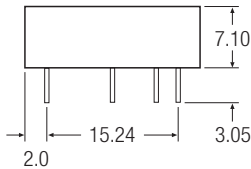
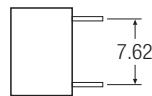
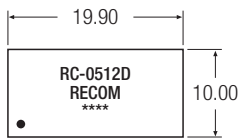
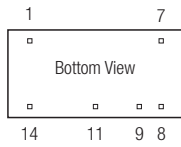
ECONOLINE - DC/DC-Converter

RD and RC Series, 2 Watt, SIP7/DIP14 (Dual Output)

RECOM

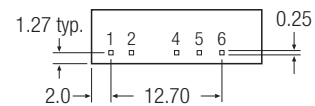
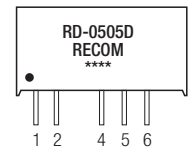
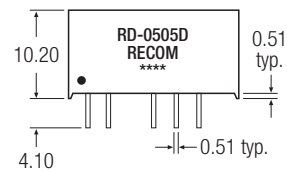
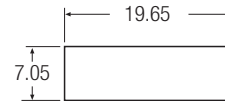
Package Style and Pinning (mm)

14 PIN DIP Package

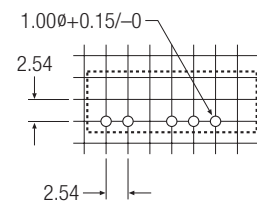
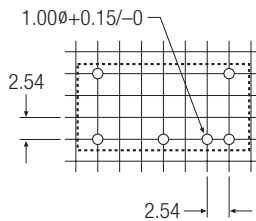


7 PIN SIP Package

3rd angle projection



Recommended Footprint Details



Pin Connections

Pin #	RC	RD
1	-Vin	+Vin
2	No Pin	-Vin
4	No Pin	-Vout
5	No Pin	Com
6	No Pin	+Vout
7	NC	No Pin
8	Com	No Pin
9	+Vout	No Pin
11	-Vout	No Pin
14	+Vin	No Pin

XX.X ± 0.5 mm
XX.XX ± 0.25 mm