

B-TRIP CHARACTERISTICS

Application Examples:

Business equipment, wiring protection, lighting, appliances, control circuits, some motors and some electronic applications. Relatively long thermal trip delay but low magnetic trip point.

Type Designation

2 B N U 60
(a) **(b)** **(c)** **(d)** **(e)**

- (a)** = Number of Poles
- (b)** = Trip Characteristic
- (c)** = Blank: without neutral pole
= N: with neutral pole
- (d)** = U: UL/CSA version
= R: ring tongue terminals, UL/CSA version
- = Blank: European version
- (e)** = Rated Current

Approvals:



Voltage Rating®

Interrupting Capacity (UL/CSA - Ratings)

Group Short Circuit (UL/CSA - Ratings)

Interrupting Capacity (VDE - Ratings)

Mechanical Endurance

Calibration Temperature

Standard Pack and Weight

Terminal Size Acceptability

Terminal Torque

Basic Dimensions (Elevation View)

- ❶ Not European standard rating.
- ❷ Please refer to page 21 for specific applications.
- ❸ DC rating (Manufacturer's self certification): One pole 48VDC, two pole series 125VDC
- * VDE pending

ONE POLE



1B



ONE POLE PLUS NEUTRAL



2BN



Rated Current	Type/ Cat. No.	Approvals	Type/ Cat. No.	Approvals
0.3A	NA		NA	
0.5A	NA		NA	
0.75A	NA		NA	
0.8A❶	NA		NA	
1.0A	1BU1	UL SF	2BNU1	UL SF
1.6A	1BU1.6	UL SF	2BNU1.6	UL SF
2.0A	1BU2	UL SF	2BNU2	UL SF
2.5A	1BU2.5	UL SF	2BNU2.5	UL SF
3.0A	1BU3	UL SF	2BNU3	UL SF
3.5A	1BU3.5	UL SF	2BNU3.5	UL SF
4.0A	1BU4	UL SF	2BNU4	UL SF
5.0A	1BU5	UL SF	2BNU5	UL SF
6.0A	1BU6	UL SF ⚠	2BNU6	UL SF ⚠
8.0A	NA		NA	
10A	1BU10	UL SF ⚠	2BNU10	UL SF ⚠
12A❶	NA		NA	
12.5A	NA		NA	
13A	1BU13	UL SF ⚠	2BNU13	UL SF ⚠
15A❶	1BU15	UL SF	2BNU15	UL SF
16A	1BU16	UL SF ⚠	2BNU16	UL SF ⚠
20A	1BU20	UL SF ⚠	2BNU20	UL SF ⚠
25A	1BU25	UL SF ⚠	2BNU25	UL SF ⚠
30A❶	1BU30	UL SF	2BNU30	UL SF
32A	1BU32	UL SF ⚠*	2BNU32	UL SF ⚠*
40A	1BU40	UL SF ⚠*	2BNU40	UL SF ⚠*
50A	1BU50	UL SF ⚠*	2BNU50	UL SF ⚠*
60A❶	1BU60	UL SF	2BNU60	UL SF
63A	1BU63	⚠*	2BNU63	⚠*
277VAC			277VAC	
0.3-60A (RC): 10kA with UL-listed RK5 back-up fuse or MCCB			0.3-60A (RC): 10kA with UL-listed RK5 back-up fuse or MCCB	
0.3-10A (RC): 10kA; 13-60A (RC): 5kA no branch circuit protection required			0.3-10A (RC): 10kA; 13-60A (RC): 5kA no branch circuit protection required	
0.3-63A (RC): 10kA			0.3-63A (RC): 10kA	
10000 ON/OFF operations❷			10000 ON/OFF operations❷	
40°C (104°F)			40°C (104°F)	
10/0.3A - 32A = 1.4kg (3.1 lb.) 40A - 63A = 1.6kg (3.5 lb.)			5/0.3A - 32A = 1.3kg (2.9 lb.) 40A - 63A = 1.45kg (3.2 lb.)	
Top: 18-3 AWG; Bottom: 18-2 AWG			Top: 18-3 AWG; Bottom: 18-2 AWG	
20 lb.in.			20 lb.in.	

TWO POLE



2B



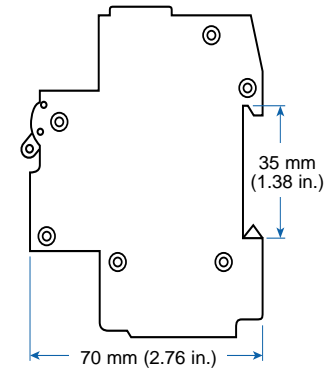
THREE POLE



3B



Basic Dimensions (side view)



Rated Current	Type/ Cat. No.	Approvals
---------------	-------------------	-----------

0.3A	NA	
0.5A	NA	
0.75A	NA	
0.8A ^①	NA	
1.0A	2BU1	UL SF
1.6A	2BU1.6	UL SF
2.0A	2BU2	UL SF
2.5A	2BU2.5	UL SF
3.0A	2BU3	UL SF
3.5A	2BU3.5	UL SF
4.0A	2BU4	UL SF
5.0A	2BU5	UL SF
6.0A	2BU6	UL SF
8.0A	NA	
10A	2BU10	UL SF
12A ^①	NA	
12.5A	NA	
13A	2BU13	UL SF
15A ^①	2BU15	UL SF
16A	2BU16	UL SF
20A	2BU20	UL SF
25A	2BU25	UL SF
30A ^①	2BU30	UL SF
32A	2BU32	UL SF
40A	2BU40	UL SF
50A	2BU50	UL SF
60A ^①	2BU60	UL SF
63A	2BU63	UL SF

480Y/277VAC

0.3-60A (RC): 10kA with UL-listed RK5 back-up fuse or MCCB

0.3-10A (RC): 10kA; 13-60A (RC): 5kA no branch circuit protection required

0.3-63A (RC): 10kA

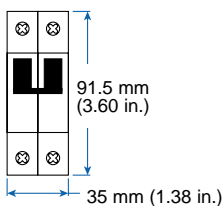
10000 ON/OFF operations^②

40°C (104°F)

5/1.4kg (3.1 lb.)

Top: 18-3 AWG; Bottom: 18-2 AWG

20 lb.in.



Type/ Cat. No.	Approvals
-------------------	-----------

NA	
NA	
NA	
NA	
3BU1	UL SF
3BU1.6	UL SF
3BU2	UL SF
3BU2.5	UL SF
3BU3	UL SF
3BU3.5	UL SF
3BU4	UL SF
3BU5	UL SF
3BU6	UL SF
NA	
3BU10	UL SF
NA	
NA	
3BU13	UL SF
3BU15	UL SF
3BU16	UL SF
3BU20	UL SF
3BU25	UL SF
3BU30	UL SF
3BU32	UL SF
3BU40	UL SF
3BU50	UL SF
3BU60	UL SF
3BU63	UL SF

480Y/277VAC

0.3-60A (RC): 10kA with UL-listed RK5 back-up fuse or MCCB

0.3-10A (RC): 10kA; 13-60A (RC): 5kA no branch circuit protection required

0.3-63A (RC): 10kA

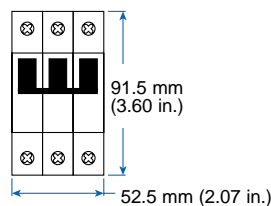
10000 ON/OFF operations^②

40°C (104°F)

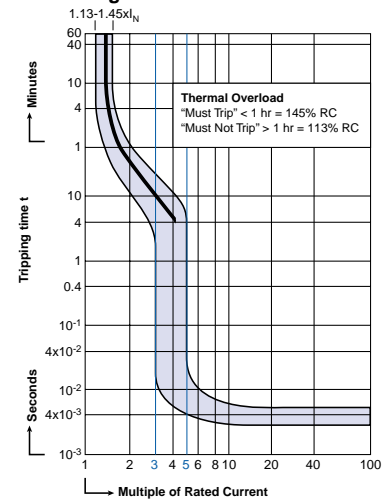
4/1.68kg (3.7 lb.)

Top: 18-3 AWG; Bottom: 18-2 AWG

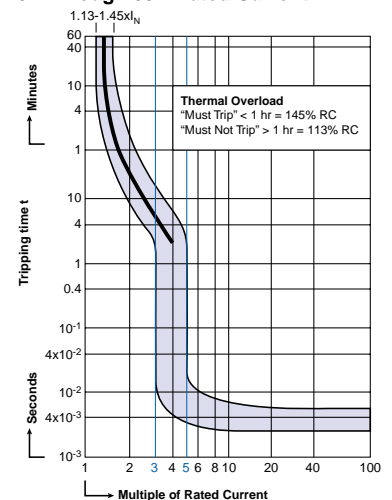
20 lb.in.



V-EA-B Trip 6.0A Through 10A Rated Current



V-EA-B Trip 13A Through 63A Rated Current



“B” Magnetic Trip Parameters

Rated current 0.3A to 63A.

1. Hold for a minimum of 100ms at surge of 3 times rated current.
2. Trip in under 100ms at 5 times rated current.

NB: Trip curves shown comply with North American standards. For trip curves according to European standards please consult Altech.