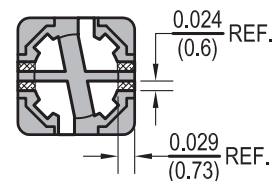
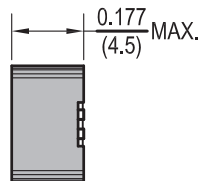
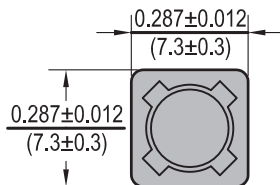




SMD COMMON MODE POWER INDUCTORS PCSDW74

Dimensions: $\frac{\text{Inches}}{\text{(mm)}}$



Allied Part Number	Inductance (μh)	Tolerance (%)	Test Freq. KHz, 0.25V	DCR (Ω)	Rated Current (A)
PCSDW74-6R8M-RC	6.8	20	100	0.0418	3.670
PCSDW74-100M-RC	10	20	100	0.1200	3.000
PCSDW74-151M-RC	150	20	100	0.7100	0.810

Features

- Small SMD common mode choke
- Suitable for reflow soldering
- Low DCR
- Suitable for pick and place

Electrical

Inductance Range: 6.8μh to 150μh

Tolerance: 20% over entire inductance range
Available in tighter tolerances

Operating Temp: -55°C ~ +125°C

Rated Current: Current at which the inductance drops 35% of initial value or ΔT=40°C whichever is lower

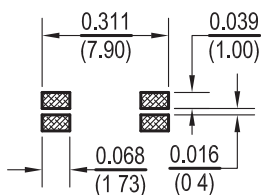
Resistance to Soldering Heat

Pre-Heat 150°C, 1 Min.

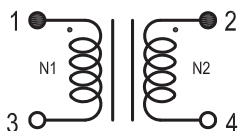
Solder Temp: 260°C +/- 5°C

Immersion time: 10 sec. +/- 1 sec.

Land Pattern



Schematic



Test Equipment

(L): HP 4284A LCR meter or equivalent

(DCR): HP 4338B Milliohm meter or equivalent

(Rated Current): 3260N WK LCR Meter & DC Bias 3265B WK

Physical

Packaging: 1000 pieces per 13 inch reel.

Marking: EIA Inductance Code.