


Aircraft Limiter

Fast-Acting

ACH



Catalog Symbol: ACH
Fast-Acting

Ampere Rating: 1 to 60 Amperes

Voltage Rating: 208 Volts AC
125 Volts DC

Interrupting Rating:

6000A @ 120 VAC

4200A @ 208 VAC

6000A @ 125 VDC

At sea level to 6000 ft.

Test specification - carry 200% rated current for 5 minutes,
open at 240% within 5 minutes.

For Military Use
Qualified to MIL-F-5372C

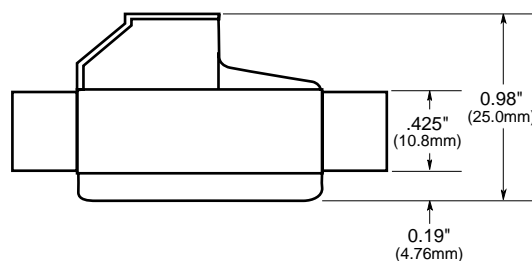
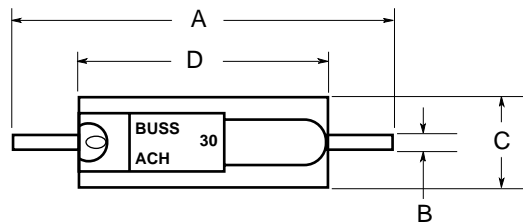
Military Type Designation	Buss Cat. Symbol
MS28938-02	ACH2
MS28938-03	ACH3
MS28937-05	ACH5
MS28937-10	ACH10
MS28938-15	ACH15
MS28937-20	ACH20

Military Type Designation	Buss Cat. Symbol
MS28938-25	ACH25
MS28937-30	ACH30
MS28938-35	ACH35
MS28937-40	ACH40
MS28937-50	ACH50
MS28937-60	ACH60

Symbol	Amperes	A	B	C	D
ACH	2, 3, 5, 10, 15, 20, 25 or 30	1.97" (50.0mm)	0.06" (1.59mm)	0.48" (12.3mm)	1.33" (33.8mm)
ACH	35, 40, 50 or 60	2.22" (56.39mm)	0.09" (2.27mm)	0.55" (13.97mm)	1.45" (36.83mm)

Dimensional Data

All other tolerances (± 0.005) in
 (± 0.13) mm



Buss Aircraft Fuses

Mechanical Indicating - Limiter type

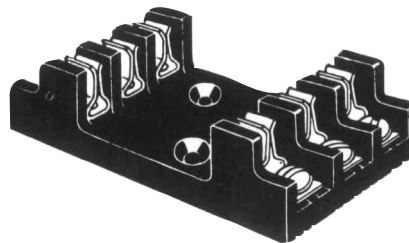
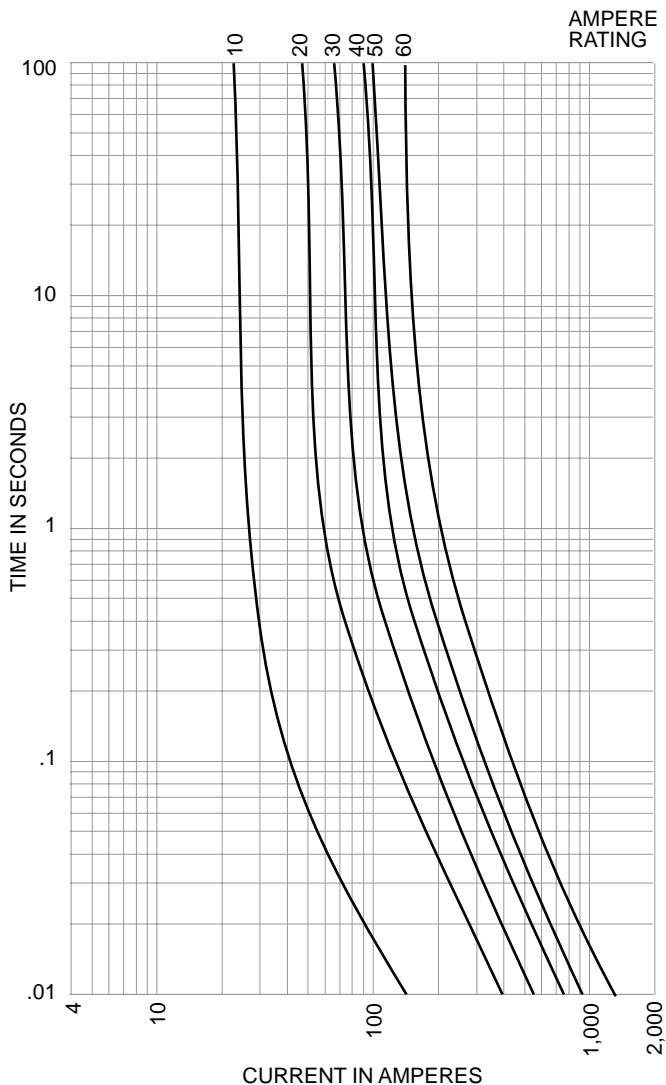
- ACH limiters are designed to meet the very rigorous requirements of high speed, high performance aircraft.
- Isolate faults or grounds in aircraft electric systems of 120/208 volts 400 cycles AC or 125 volts DC.
- ACH limiters give visual indication when open by a spring-activated pin that extends from the limiter body.
- The knife blade terminals on ACH limiters are silver-plated.
- Limiters are made with a silicone body that assures reliable performance under severe conditions.
- Designed to withstand exposure to moisture, fungus, salt spray, sand and dust, and mechanical vibration and shock.

Aircraft Limiter

Fast-Acting

ACH

Time-Current Characteristic Curves—Average Melt



Fuseblocks

- All metal parts silver-plated.
- Clips are beryllium copper.
- The blocks have molded melamine base and are qualified to MIL-F-5373C.

1 to 30 Amp

Catalog Number	Dimension of base, inches
3887 (1-pole)	0.688" x 3.125"
3888 (2-pole)	1.188" x 3.125"
3967 (3-pole)	1.625" x 3.125"

35 to 60 Amp

Catalog Number	Dimension of base, inches
3889 (1-pole)	0.844" x 3.375"
3890 (2-pole)	1.594" x 3.375"
3968 (3-pole)	2.25" x 3.375"

The only controlled copy of this BIF document is the electronic read-only version located on the Bussmann Network Drive. All other copies of this document are by definition uncontrolled. This bulletin is intended to clearly present comprehensive product data and provide technical information that will help the end user with design applications. Bussmann reserves the right, without notice, to change design or construction of any products and to discontinue or limit distribution of any products. Bussmann also reserves the right to change or update, without notice, any technical information contained in this bulletin. Once a product has been selected, it should be tested by the user in all possible applications.