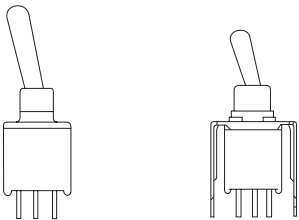
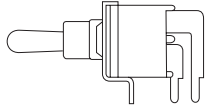


FEATURE

1. Sealed construction - internal actuator o-ring and epoxy terminal seal standard □
2. Carry the IP67 approvals □
3. The ESD protection available - Anti-static plastic actuator -9000 V DC static resistance between □ toggle and terminal.



IP 67 protection degree

SPECIFICATIONS

CONTACT RATING:R- 0.4 VA max @ 20 V AC or DC
 ELECTRICAL LIFE:30,000 make-and-break cycles at full load
 CONTACT RESISTANCE: 20 m? max. initial @2-4 VDC,100 mA
 INSULATION RESISTANCE: 1,000 M? min.
 DIELECTRIC STRENGTH: 1,500 V RMS @ sea level.

ESD Resistant Option :

P2 insulating actuator only:9,000 VDC min. @ sea level,actuator to terminals.

DEGREE OF PROTECTION : IP67
 OPERATING TEMPERATURE: -30? C to 85? C

MATERIALS

CASE and BUSHING - glass filled nylon 4/6,flame retardant heat stabilized (UL94V-0)
 Actuator - Brass , chrome plated,internal o-ring seal standard with all actuators
 P2 / the anti-static actuator: Nylon 6/6,black standard(UL 94V-0)
 CONTACT AND TERMINAL - Brass , silver plated
 SWITCH SUPPORT - Brass , tin-lead
 TERMINAL SEAL - Epoxy

How do you build the switches you need!!

The ES-4 / ES-5 , please see the (A) ;

The ES-6/ES-7/ES-8/ES-9, please see the (B)


(A) E S - 4 - P 2 C R - A 5

Switch Function		Actuator		Termination	Contact Material	Vertical support Bracket	
ES-4	SP on-none-on	T1	Std. 10.57	C (std) P.C	Q	silver plated	(none) A5 straight type A5S (std.) snap-in type
ES-4B	SP on-none-(on)	T2	Std. 6.10		R	gold plated	
ES-4A	SP on-off-on	T3	8.13	ESD protection actuator	G	gold over silver	
ES-4H	SP (on)-off-(on)	T4	13.97		K	gold / tin-lead	
ES-4I	SP on-off-(on)	T5	3.5				
ES-5	DP on-none-on	ESD protection actuator					
ES-5B	DP on-none-(on)	P2	(std - black) 6.10				
ES-5A	DP on-off-on	P21	(white) 6.10				
ES-5H	DP (on)-off-(on)						
ES-5I	DP on-off-(on)						

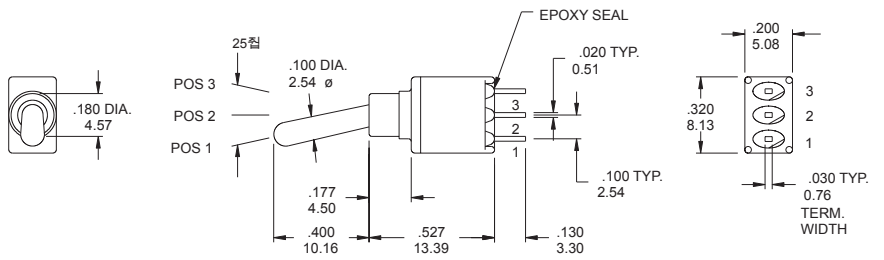
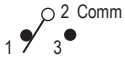
(B) E S - 6 - T 2 R - S

Horizon Right Angle	Vertical Right Angle	Switches Function	Actuator		Contact Material	Support Bracket □ type	
ES-6	ES-8	SP on-none-on	T1	10.57	Q	silver plated	S (std.) Snap-in type (none) straight type
ES-6B	ES-8B	SP on-none-(on)	T2	Std. 6.10	R	gold plated	
ES-6A	ES-8A	SP on-off-on	T3	8.13	G	gold over silver	
ES-6H	ES-8H	SP (on)-off-(on)	T4	13.97	K	gold / tin-lead	
ES-6I	ES-8I	SP on-off-(on)	T5	3.5			
ES-7	ES-9	DP on-none-on	ESD protection actuator				
ES-7B	ES-9B	DP on-none-(on)	P2	(std - black) 6.10			
ES-7A	ES-9A	DP on-off-on	P21	(white) 6.10			
ES-7H	ES-9H	DP (on)-off-(on)					
ES-7I	ES-9I	DP on-off-(on)					

SPDT



Model No.	Switching position		
ES-4	ON	none	ON
ES-4A	ON	OFF	ON
ES-4B	ON	None (ON)	
ES-4H	(ON)	OFF	(ON)
ES-4I	ON	OFF	(ON)
Term. Comm.	2-3	open	2-1

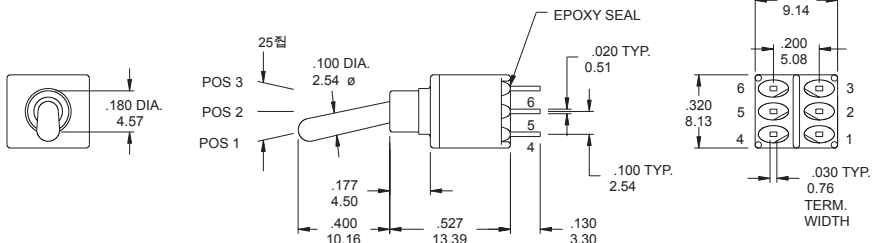


ES-4 - T1CR

DPDT




Model No.	Switching position		
ES-5	ON	none	ON
ES-5A	ON	OFF	ON
ES-5B	ON	None (ON)	
ES-5H	(ON)	OFF	(ON)
ES-5I	ON	OFF	(ON)
Term. Comm.	2-3,5-6	open	2-1,5-4

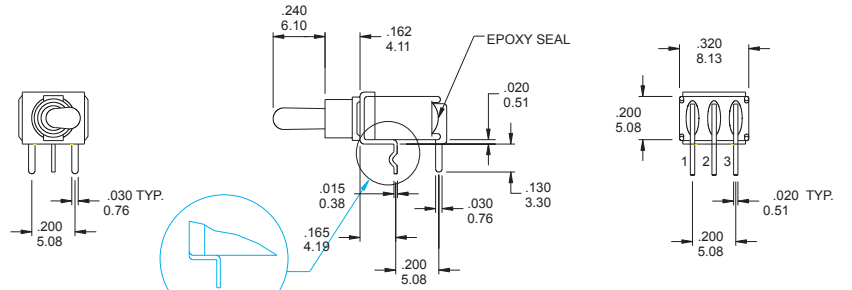
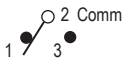


ES-5 - T1CR

SPDT




Model No.	Switching position		
ES-6	ON	none	ON
ES-6A	ON	OFF	ON
ES-6B	ON	None (ON)	
ES-6H	(ON)	OFF	(ON)
ES-6I	ON	OFF	(ON)
Term. Comm.	2-3	open	2-1

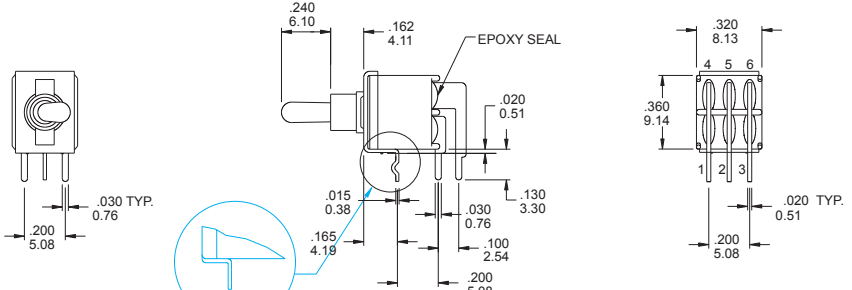


ES-6 - T2R-S

DPDT




Model No.	Switching position		
ES-7	ON	none	ON
ES-7A	ON	OFF	ON
ES-7B	ON	None (ON)	
ES-7H	(ON)	OFF	(ON)
ES-7I	ON	OFF	(ON)
Term. Comm.	2-3,5-6	open	2-1,5-4

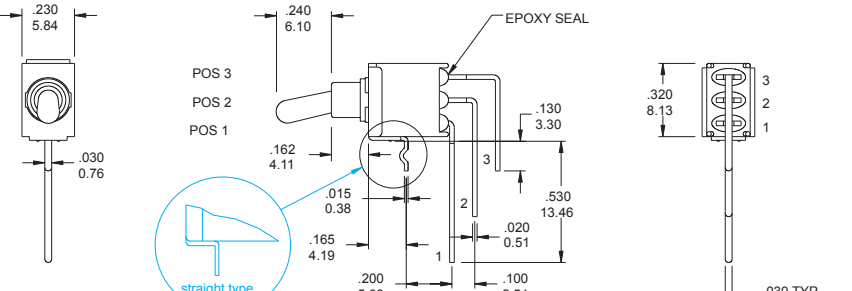
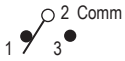


ES-7 - T2R-S

SPDT



Model No.	Switching position		
ES-8	ON	none	ON
ES-8A	ON	OFF	ON
ES-8B	ON	None (ON)	
ES-8H	(ON)	OFF	(ON)
ES-8I	ON	OFF	(ON)
Term. Comm.	2-3	open	2-1

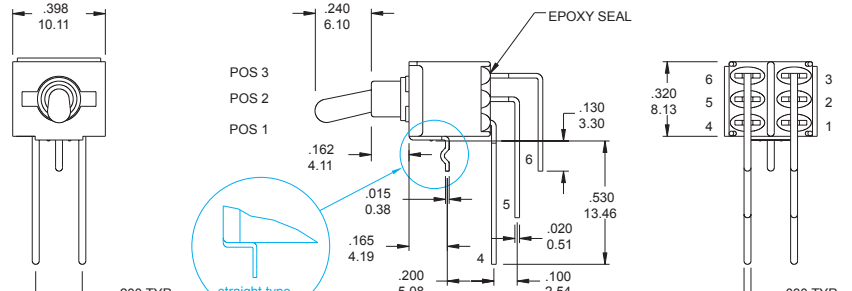


ES-8 - T2R-S

DPDT

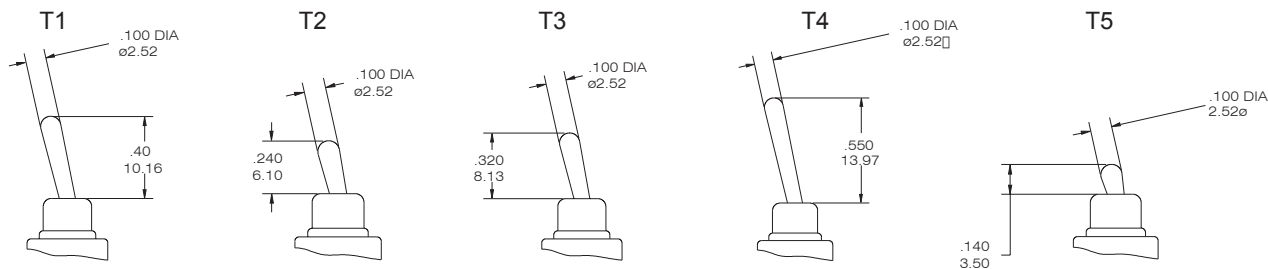


Model No.	Switching position		
ES-9	ON	none	ON
ES-9A	ON	OFF	ON
ES-9B	ON	None (ON)	
ES-9H	(ON)	OFF	(ON)
ES-9I	ON	OFF	(ON)
Term. Comm.	2-3,5-6	open	2-1,5-4

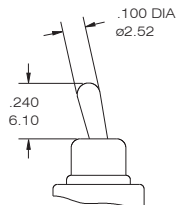


ES-9 - T2R-S

Actuator Option



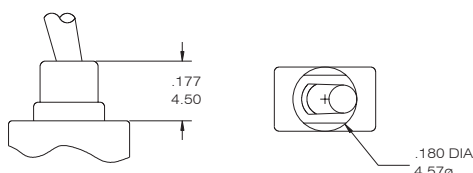
P2 PLASTIC TOGGLE (NEW)



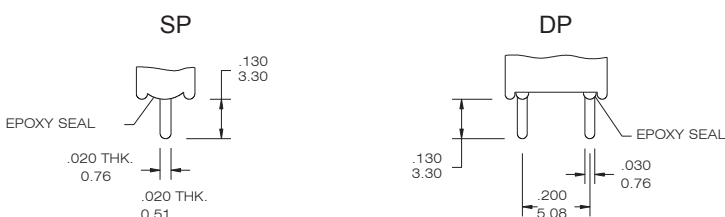
Material Nylon 4/6 (UL 94V-0), black std.
Static resistance: 9,000V DC min. @ sea level, actuator to terminals

code	description
P2	black(std.)
P21	white

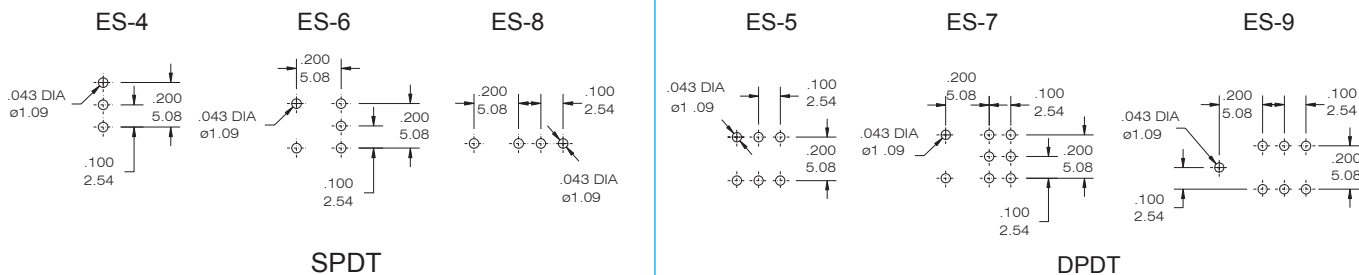
Bushing dimension



Terminal dimension



P.C.B Mounting Dimension



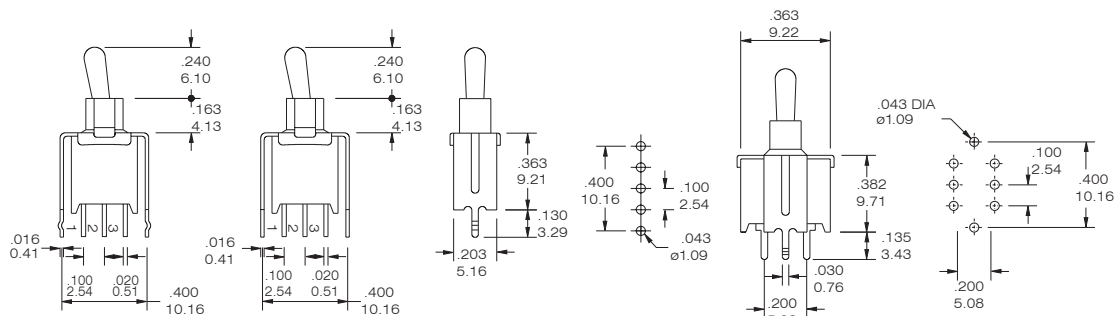
CONTACT MATERIAL OPTIONS

CODE	CONTACT MATERIAL	TERMINAL MATERIAL	RATING
Q	Silver plated	Silver plated	3 A @ 120V AC or 28 V DC; 1.5 A @ 250 VAC
R	Gold plated over nickel plated	Gold plated over nickel plated	0.4VA MAX @ 20 V AC or DC MAX
G	Gold plated over silver plated	Gold plated over silver plated	0.4 VA MAX @ 20 V AC or DC MAX or 3 A @ 120V AC or 28 V DC; 1.5 A @ 250 VAC
K	Gold plated over nickel plated	Tin-lead over nickel plated	0.4VA MAX @ 20 V AC or DC MAX

* The "K" option is only for some special item. Please inquiry first when you need the "K" option

VERTICAL SUPPORT BRACKET OPTION

A5



A5S (std.) snap-in type

A5 straight type

ES-4-T2-CQ-A5S

ES-5-T2-CQ-A5S

FEATURE

1. Sealed construction - internal actuator o-ring and epoxy terminal seal standard
2. Carry the IP67 approvals
3. The ESD protection available - Anti-static plastic actuator -9000 V DC static resistance between toggle and terminal.
4. Surface mounting (SMT)
5. Tape and Reel package

SPECIFICATIONS

CONTACT RATING:R- 0.4 VA max @ 20 V AC or DC
 DCELECTRICAL LIFE:30,000 make-and-break cycles at full load
 CONTACT RESISTANCE: 20 m? max. initial @2-4 VDC,100 mA
 INSULATION RESISTANCE: 1,000 M? min.
 DIELECTRIC STRENGTH: 1,500 V RMS @ sea level.

ESD Resistant Option :

P2 insulating actuator only:9,000 VDC min. @ sea level,actuator to terminals.

DEGREE OF PROTECTION : IP67

OPERATING TEMPERATURE: -30? C to 85? C

MATERIALS

CASE and BUSHING - glass filled nylon 4/6,flame retardant heat stabilized (UL94V-0)

Actuator - Brass , chrome plated,internal o-ring seal standard with all actuators

P2 / the anti-static actuator: Nylon 4/6,black standard(UL 94V-0)

CONTACT AND TERMINAL - Copper alloy , silver plated

SWITCH SUPPORT - Brass , tin-lead

TERMINAL SEAL - Epoxy



IP67

How do you build the switches you need!!

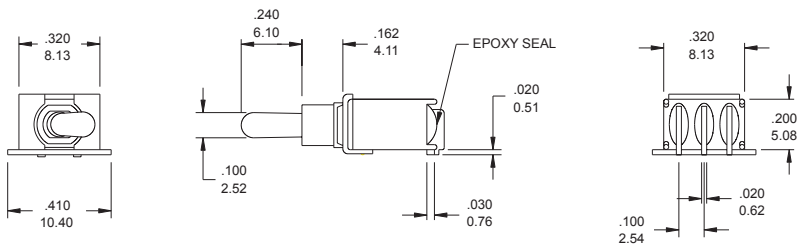


Switches Function		Actuator		Terminal		Contact Material	
ES-3	SP on-none-on	T1	10.57	(none)	std	Q	silver plated
ES-3B	SP on-none-(on)	T2	Std. 6.10	N	backward	R	gold plated
ES-3A	SP on-off-on	T3	8.13	M	backward	G	gold over silver
ES-3H	SP (on)-off-(on)	T4	13.97			K	gold / tin-lead
ES-3I	SP on-off-(on)	T5	3.5				
		ESD protection actuator					
		P2	(std - black) 6.10				
		P21	(white) 6.10				

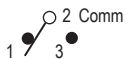
* the Contact K only apply to the terminal N/ M




Model No.	Switching position		
ES-3	ON	none	ON
ES-3A	ON	OFF	ON
ES-3B	ON	None	(ON)
ES-3H	(ON)	OFF	(ON)
ES-3I	ON	OFF	(ON)
Term. Comm.	2-3	open	2-1



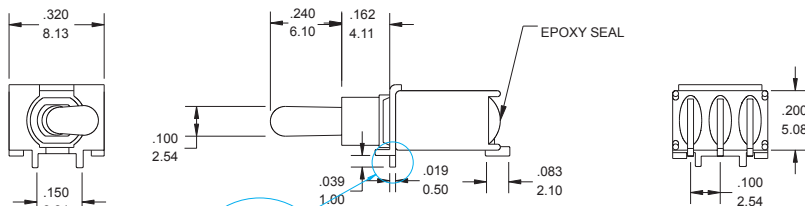
ES-3 - T2R



The N terminal type

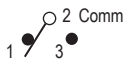


Model No.	Switching position		
ES-3	ON	none	ON
ES-3A	ON	OFF	ON
ES-3B	ON	None	(ON)
ES-3H	(ON)	OFF	(ON)
ES-3I	ON	OFF	(ON)
Term. Comm.	2-3	open	2-1



without positioning pings
ES-3-T2NK

ES-3 - T2 MK



Actuator Option

T1

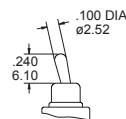
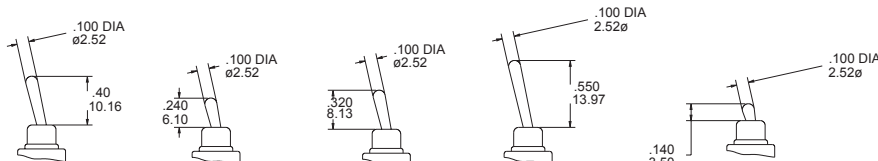
T2

T3

T4

T5

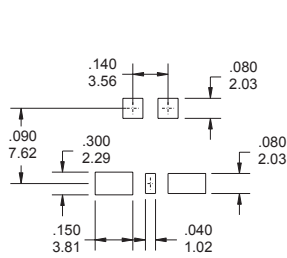
P2 PLASTIC TOGGLE (NEW)



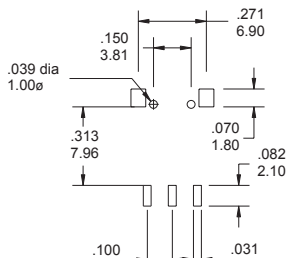
code	description
P2	black(std.)
P21	white

Material Nylon 4/6 (UL 94V-0), black std.
Static resistance: 9,000V DC min. @ sea level, actuator to terminals

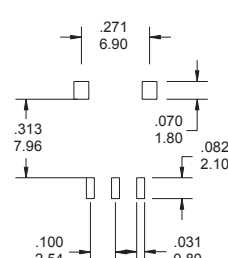
THE P.C.B MOUNTING



ES-3-TX-R



ES-3-TX-MK



ES-3-TX-NK

CONTACT MATERIAL OPTIONS

CODE	CONTACT MATERIAL	TERMINAL MATERIAL	RATING
Q	Silver plated	Silver plated	3 A @ 120V AC or 28 V DC; 1.5 A @ 250 VAC
R	Gold plated over nickel plated	Gold plated over nickel plated	0.4VA MAX @ 20 V AC or DC MAX
G	Gold plated over silver plated	Gold plated over silver plated	0.4 VA MAX @ 20 V AC or DC MAX or 3 A @ 120V AC or 28 V DC; 1.5 A @ 250 VAC
K	Gold plated over nickel plated	Tin-lead over nickel plated	0.4VA MAX @ 20 V AC or DC MAX

* THE K option is only for the terminal "N/ M"