


10/15 Watts

AA10C/AA15C

Total Power: 10/15 Watts
 Input Voltages: 48V
 No. of Outputs: Single

AA10C



AA15C

Special Features

- 10/15 W, Single Output
- Unencapsulated package
- 1.0" x 2.0" x 0.38 case
- Unencapsulated package
- Trim and enable functions

Electrical Specs

Input

Input range	36 to 75VDC
Input capacitance	1.4 μ F typ
No load input power	750mW max
Input reflected ripple (P-P)	10mA max
Efficiency	83% typical (5V)

Output

Voltage tolerance	\pm 1.0%
Line regulation	\pm 0.1% max
Load regulation	\pm 0.2% max
Noise/ripple	100mV P-P (see note 1 & 2)
Short circuit protection	Continuous Power Cycle
Overvoltage protection	Active Disable (125% of nom)
Transient response	500 μ S max (25% step load change to within 1%Vo)
Temperature Coefficient	\pm 0.02/ $^{\circ}$ C
Switching frequency	450kHz

Environmental

Operating ambient temperature range:
 -40 $^{\circ}$ C to 60 $^{\circ}$ C (full load, no derating)
 Baseplate: N/A
 Storage temperature: -55 $^{\circ}$ C to +125 $^{\circ}$ C
 Humidity: 5% to 95% (non-condensing)
 MTBF: 1.0 Mil hours.

Safety

UL	UL1950 Recognition
CSA	CSA22.2-950 Recognition
TUV	EN60950 Recognition

Isolation

I/O isolation	1500 VDC
Isolation resistance	1 x 10 ⁹ (Ohms)
Isolation capacitance	220pF

AMERICAS

5810 Van Allen Way
 Carlsbad, CA 92008
 Telephone: 760-930-4600
 Facsimile: 760-930-0698

EUROPE

Astec House, Waterfront Business Park
 Merry Hill, Dudley
 West Midlands, DY5 1LX, UK
 Telephone: 44 (1384) 842-211
 Facsimile: 44 (1384) 843-355

ASIA

Units 2111-2116, Level 21
 Tower1, Metroplaza
 223, Hing Fong Road
 Fwai Fong, New Territories
 Hong Kong
 Telephone: 852-2437-9662
 Facsimile: 852-2402-4426



AA10C / AA15C

Ordering Information

Input Voltage	Output Voltage	Efficiency	Model Number
36-75V	5.0V @ 2.0A	84%	AA10C-048L-050S
36-75V	3.3V @ 3.0A	80%	AA15C-048L-033S
36-75V	5.0V @ 3.0A	84%	AA15C-048L-050S
36-75V	12V @ 1.3A	88%	AA15C-048L-120S

NOTES:

Enable Function

"1" = negative logic enable (std, without "1 or 4" = no enable)

"4" = positive logic enable (std, without "1 or 4" = no enable)

Trim Feature

"9" = Trim option

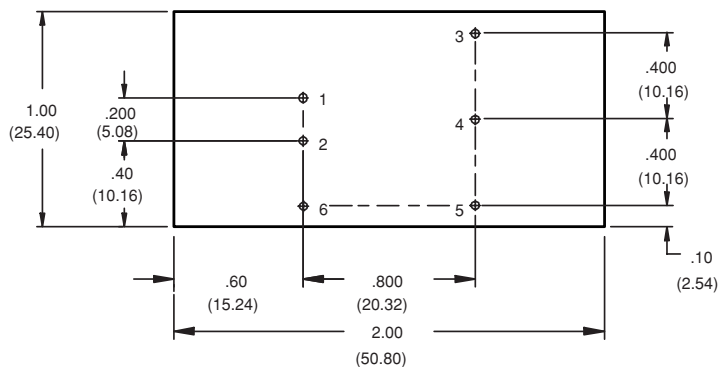
Pin Assignments

Single Output

1. +Vin
2. -Vin
3. Output 1
4. Trim (-9 option)
5. Comm
6. Enable (-1, -4 option)

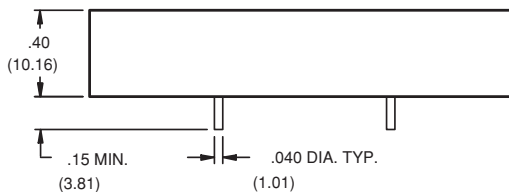
Notes:

1. 20 MHz bandwidth. An external 0.1 uF ceramic capacitor is recommended to be placed from +V out to comm.
2. Meets EN55022 Class A (-150S/D require 2.2uF input capacitor). Consult factory for filter recommendations to meet FCC class B, VDE or EIC specifications.
3. All specifications are typical at nominal line, full load, and 25°C unless otherwise noted.
4. All specifications subject to change without notice.
5. Mechanical drawings are for reference only.
6. Calculated per MIL HDBK 217F, Ground benign at 25°C, full load. BELLCORE calculated per TR-NWT-000332 method 1 parts count, Case 1.
7. Warranty: 1 yr



BOTTOM VIEW

ALL DIMENSIONS ARE IN INCHES (mm)



Case Material: N/A
 Weight: 1.4 oz/40 grams