

PLEASE CHECK WWW.MOLEX.COM FOR LATEST PART INFORMATION

Part Number: [0022031051](#)
Status: **Active**
Description: 2.50mm (.098") Pitch Header, Single Row, 7.50mm (.295") Mating Pin Length, 5 Circuits

Documents:

3D Model	Product Specification PS-3022-002 (PDF)
Drawing (PDF)	Product Specification PS-99020-0088 (PDF)
Product Specification PS-3022-001 (PDF)	RoHS Certificate of Compliance (PDF)

Agency Certification

UL E29179

General

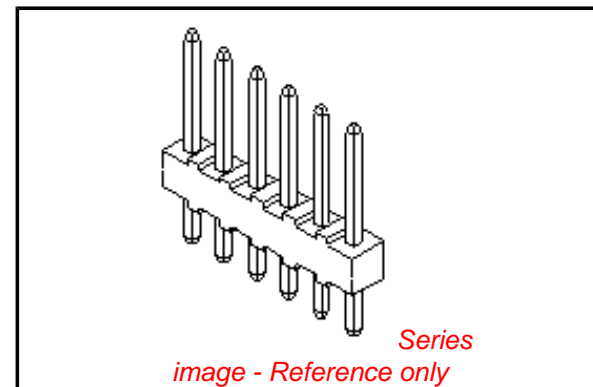
Product Family	PCB Headers
Series	3022
Application	Wire-to-Board
Product Name	N/A

Physical

Breakaway	No
Circuits (Loaded)	5
Circuits (maximum)	5
Color - Resin	Natural (White)
Flammability	94V-0
Glow-Wire Compliant	No
Lock to Mating Part	None
Material - Metal	Brass
Material - Plating Mating	Tin
Material - Plating Termination	Tin
Material - Resin	Nylon
Number of Rows	1
Orientation	Vertical
PC Tail Length (in)	0.134 In
PC Tail Length (mm)	3.40 mm
PCB Locator	No
PCB Retention	None
PCB Thickness Recommended (in)	0.062 In
PCB Thickness Recommended (mm)	1.60 mm
Packaging Type	Bag
Pitch - Mating Interface (in)	0.098 In
Pitch - Mating Interface (mm)	2.50 mm
Plating min: Mating (µin)	200
Plating min: Mating (µm)	5
Plating min: Termination (µin)	200
Plating min: Termination (µm)	5
Polarized to Mating Part	No
Polarized to PCB	No
Shrouded	No
Stackable	No
Temperature Range - Operating	-40°C to +105°C
Termination Interface: Style	Through Hole

Electrical

Current - Maximum per Contact	3A
Voltage - Maximum	250V



EU RoHS

ELV and RoHS Compliant
REACH SVHC
 Not Reviewed
Halogen-Free Status

China RoHS



Need more information on product environmental compliance?

Email productcompliance@molex.com
 For a multiple part number RoHS Certificate of Compliance, [click here](#)

Please visit the [Contact Us](#) section for any non-product compliance questions.

Search Parts in this Series

[3022Series](#)

Mates With

[3024](#) , [5224](#)

Solder Process Data

Duration at Max. Process Temperature (seconds)	5
Lead-free Process Capability	Wave Capable (TH only)
Max. Cycles at Max. Process Temperature	1
Process Temperature max. C	230

Material Info

Old Part Number	3022-05A
-----------------	----------

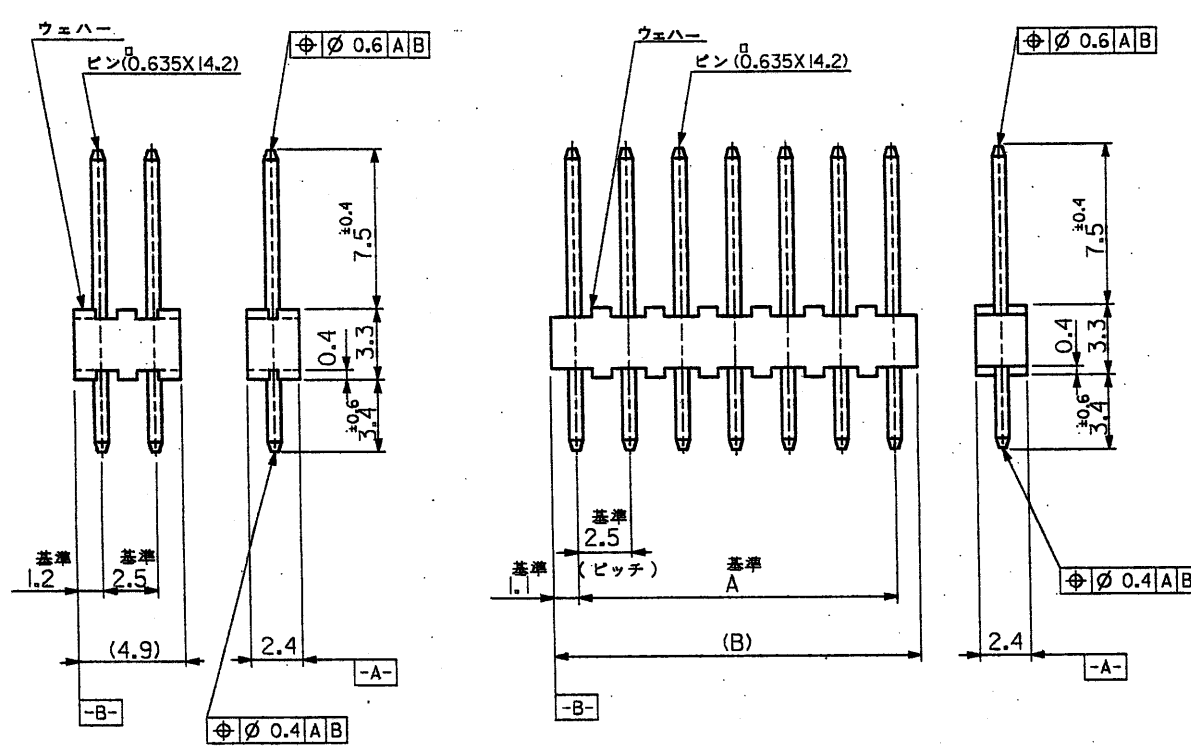
Reference - Drawing Numbers

Product Specification	PS-3022-001, PS-3022-002, PS-99020-0088
Sales Drawing	SD-3022-NA, SDAE-3022-NA-*

This document was generated on 04/15/2010

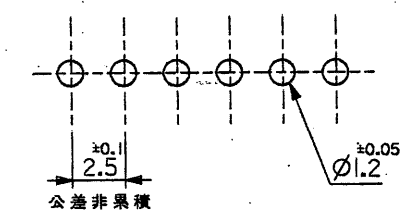
PLEASE CHECK WWW.MOLEX.COM FOR LATEST PART INFORMATION

EDP NO. 22-03-1**1
 ENG. NO. SD -3022-NA
 DIMENSIONS IN METRIC DO NOT SCALE. DRAWING



2 極

3 極 ~ 20 極



基板取付穴推奨寸法

47.5	49.7	22-03 -1201	3022-20A	20
45	47.2	-1191	-19A	19
42.5	44.7	-1181	-18A	18
40	42.2	-1171	-17A	17
37.5	39.7	-1161	-16A	16
35	37.2	-1151	-15A	15
32.5	34.7	-1141	-14A	14
30	32.2	-1131	-13A	13
27.5	29.7	-1121	-12A	12
25	27.2	-1111	-11A	11
22.5	24.7	-1101	-10A	10
20	22.2	-1091	-09A	9
17.5	19.7	-1081	-08A	8
15	17.2	-1071	-07A	7
12.5	14.7	-1061	-06A	6
10	12.2	-1051	-05A	5
7.5	9.7	-1041	-04A	4
5	7.2	-1031	-03A	3
2.5	4.9	22-03 -1021	3022-02A	2
A	(B)	EDP. NO	ENG. NO.	極数

NOTES:

1. ウェハーのソリは、長さ 25.4 mm に対して 0.2 mm MAX.
2. () 内寸法は参考値。

材料 MATERIAL ウェハー: 66ナイロン, UL94V-0 ピン: 黄銅, 銅下付鍍メッキ	MOLEX JAPAN CO., LTD. 日本モレックス株式会社	EDP. NO. 22-03-1**1
仕上げ FINISH 適用電線範囲 WIRE RANGE 被覆外径 INS. RANGE		ENG. NO. SD -3022-NA
角度 ANGLE 30 以上 OVER 10 以上 30 未満 UNDER 10 未満 UNDER	REVISION RECORD DRAWN BY CHK'D BY APPR'D BY	TITLE 名称 KK 2.5 WAFER ASS'Y
一般公差 GENERAL TOLERANCES	REVISE ONLY ON CAD SYSTEM	尺度 SCALE 4-1

THIS DRAWING CONTAINS INFORMATION THAT IS PROPRIETARY TO MOLEX/JAPAN AND SHOULD NOT BE USED WITHOUT WRITTEN PERMISSION
 本図面は日本モレックス(株)の所有する情報を含むもので、当社の許可なく複製を禁止する。

10

9

8

7

6

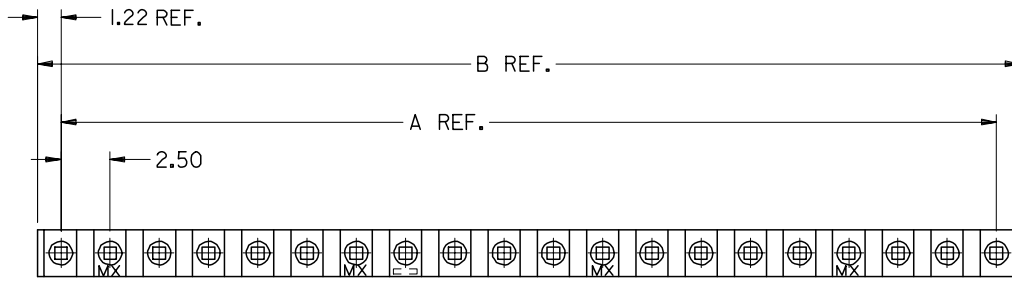
5

4

3

2

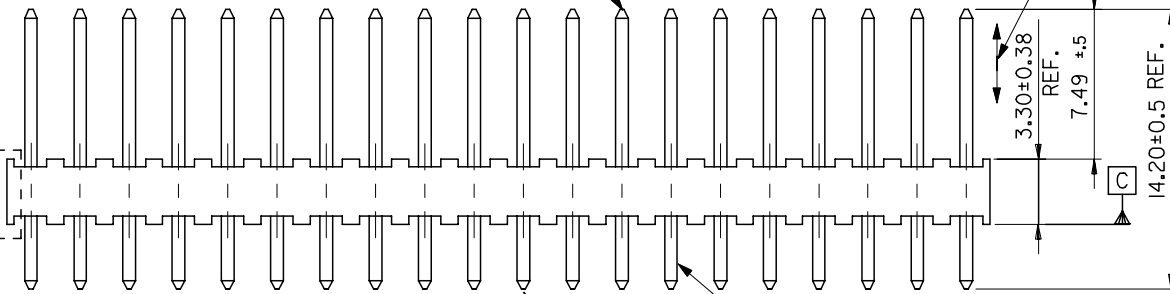
1



Ø 0.51 C

SEE NOTE #1

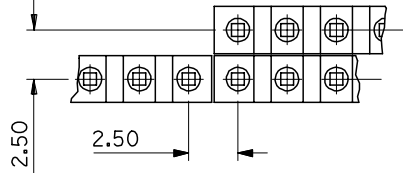
NOTE 5



(0.64) SQ PIN, BRASS
.0076/.0051 TIN OVER .0028/.0025

Ø 0.38 C

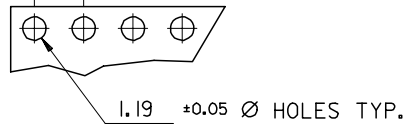
STACKABLE
ON 2.45 GRID



2.50

2.50

2.50 ±0.05 NON-ACCUM.



RECOMMENDED P.C. BOARD
HOLE DIMENSIONS

NOTES :

- PIN PUSH OUT FORCE: 2 LBS. MIN.
- PIN SOLDERABILITY PER MOLEX ENG. STD. No. 152
- DIMENSIONS SHOWN ARE MILLIMETERS.
- CODE LETTER PRECEDING PART No. DESIGNATES MANUFACTURING LOCATION. I = IRELAND
- STEP ON ALL OCT SIZES
MXI: STEP ON 2 CCT SIZE ONLY

MAT'L: NYLON BASFKR4205 PER ES-I28B.

NOT TOOLED	AE-3022-25A	25	60.0	62.4
22-03-1221	AE-3022-22A	22	52.5	54.9
22-03-1211	21A	21	50.0	52.4
22-03-1201	20A	20	47.5	49.9
-1191	19A	19	45.0	47.4
-1181	18A	18	42.5	44.9
-1171	17A	17	40.0	42.4
-1161	16A	16	37.5	39.9
-1151	15A	15	35.0	37.4
-1141	14A	14	32.5	34.9
-1131	13A	13	30.0	32.4
-1121	12A	12	27.5	29.9
-1111	11A	11	25.0	27.4
-1101	10A	10	22.5	24.9
-1091	9A	9	20.0	22.4
-1081	8A	8	17.5	19.9
-1071	7A	7	15.0	17.4
-1061	6A	6	12.5	14.9
-1051	5A	5	10.0	12.4
-1041	4A	4	7.5	9.9
-1031	3A	3	5.0	7.4
22-03-1021	AE-3022 -2A	2	2.5	4.9
PART No.	ENG. No.	No OF Ckts.	DIM. A	DIM. B

ADD NOTE 5 EC NO: E2007-0275 2006/10/13 DRWN:DCARTON 2006/10/16 CHKD: APPR:EOMAHONY 2006/10/17	QUALITY SYMBOLS	GENERAL TOLERANCES (UNLESS SPECIFIED)	DIMENSION STYLE	SCALE	DESIGN UNITS	THIRD ANGLE PROJECTION	
	▽=0 △=0	mm INCH	MM ONLY	4:1	METRIC		
		4 PLACES ± --- ± --- 3 PLACES ± --- ± --- 2 PLACES ± 0.10 ± --- 1 PLACE ± 0.2 ± ---	DRAWN BY DATE P MOORE 1998/01/10 CHECKED BY DATE OCOSTEL 1998/04/08 APPROVED BY DATE MWILHITE 1998/04/08	TITLE	MINI-KON WAFER 2.5 CEN ASSY		
		ANGULAR ±1/2°	MATERIAL NO.	DOCUMENT NO.	SDAE-3022-NA-*		

DRAFT WHERE APPLICABLE
MUST REMAIN
WITHIN DIMENSIONS

SEE CHART

MOLEX INCORPORATED

SHEET NO. 1 OF 3

THIS DRAWING CONTAINS INFORMATION THAT IS PROPRIETARY TO MOLEX INCORPORATED AND SHOULD NOT BE USED WITHOUT WRITTEN PERMISSION