

## FINE PITCH IDC METAL SHELL "D" RECEPTACLE

.050" x .100" CENTERS



### PHYSICAL PROPERTIES

INSULATION MATERIAL: Glass reinforced thermoplastic rated UL 94V-0  
 COLOR: Black  
 CONTACTS: Beryllium copper, 30 microinches gold over nickel plating in the mating area, tin/lead plating in the termination area

### ELECTRICAL PROPERTIES

CURRENT RATING: 1 Amp  
 INSULATION RESISTANCE: >1000 Megohms  
 DIELECTRIC STRENGTH: > 1000 VAC at sea level

### ENVIRONMENTAL PROPERTIES

TEMPERATURE RATING: -55°C TO 125°C

### APPLICATION TOOLING

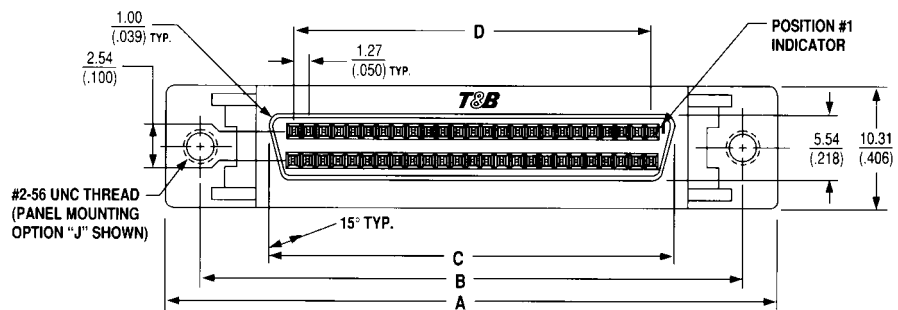
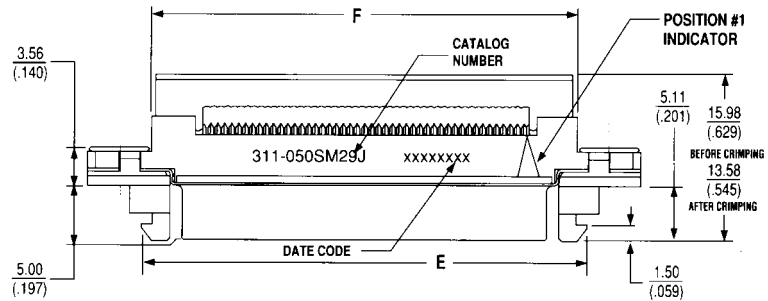
HAND TOOL DIE: 779-3112179  
 BENCH PRESS PLATEN: 779-3113179

### MOUNTING HARDWARE

FEMALE JACKSOCKET: 8700040001  
 (for mounting style "C")

### CABLE

See pages 97-104



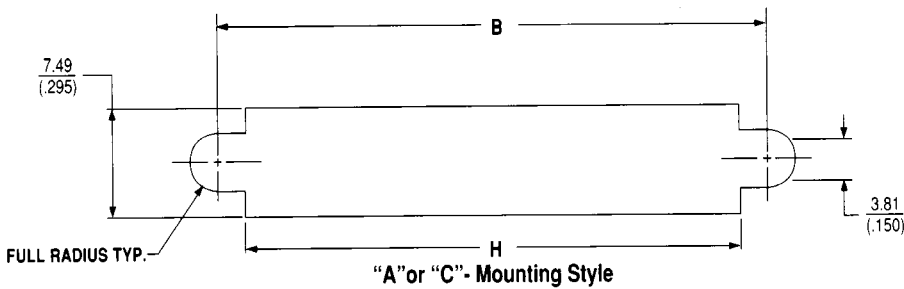
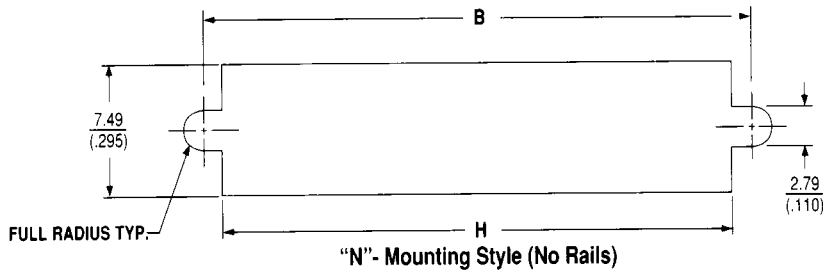
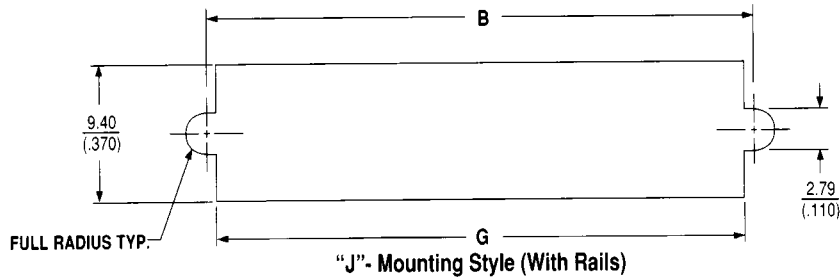
### Ordering Information

NUMBER OF CONTACTS	BULKHEAD MOUNTING STYLE	CATALOG NUMBER	DIMENSIONS								
			A	B	C	D	E	F	G	H	
26	4-40 Flush Threads	311-026SM29C									
	2-56 Cable Latch w/ Rails	311-026SM29J	<u>37.21</u> (1.465)	<u>31.24</u> (1.230)	<u>19.46</u> (.766)	<u>15.24</u> (.600)	<u>27.05</u> (1.065)	<u>25.25</u> (.994)	<u>29.80</u> (1.175)	<u>37.56</u> (1.085)	
	2-56 Cable Latch w/o Rails	311-026SM29N									
40	4-40 Flush Threads	311-040SM29C									
	2-56 Cable Latch w/ Rails	311-040SM29J	<u>46.10</u> (1.815)	<u>40.13</u> (1.580)	<u>28.35</u> (1.116)	<u>24.13</u> (.950)	<u>35.94</u> (1.415)	<u>34.14</u> (1.344)	<u>38.73</u> (1.525)	<u>36.45</u> (1.435)	
	2-56 Cable Latch w/o Rails	311-040SM29N									
50	4-40 Flush Threads	311-050SM29C									
	2-56 Cable Latch w/ Rails	311-050SM29J	<u>52.45</u> (2.065)	<u>46.48</u> (1.830)	<u>34.70</u> (1.366)	<u>30.48</u> (1.200)	<u>42.29</u> (1.665)	<u>40.49</u> (1.594)	<u>45.10</u> (1.775)	<u>42.80</u> (1.685)	
	2-56 Cable Latch w/o Rails	311-050SM29N									
68	4-40 Flush Threads	311-068SM29C									
	2-56 Cable Latch w/ Rails	311-068SM29J	<u>63.88</u> (2.515)	<u>57.91</u> (2.280)	<u>46.13</u> (1.816)	<u>41.91</u> (1.650)	<u>53.72</u> (2.115)	<u>51.92</u> (2.044)	<u>56.50</u> (2.225)	<u>54.23</u> (2.135)	
	2-56 Cable Latch w/o Rails	311-068SM29N									
80	4-40 Flush Threads	311-080SM29C									
	2-56 Cable Latch w/ Rails	311-080SM29J	<u>71.50</u> (2.815)	<u>65.53</u> (2.580)	<u>53.75</u> (2.116)	<u>49.53</u> (1.950)	<u>61.34</u> (2.415)	<u>59.54</u> (2.344)	<u>64.13</u> (2.525)	<u>61.85</u> (2.435)	
	2-56 Cable Latch w/o Rails	311-080SM29N									
100	4-40 Flush Threads	311-100SM29C									
	2-56 Cable Latch w/ Rails	311-100SM29J	<u>84.20</u> (3.315)	<u>78.23</u> (3.080)	<u>66.45</u> (2.616)	<u>62.23</u> (2.450)	<u>74.04</u> (2.915)	<u>72.24</u> (2.844)	<u>76.83</u> (3.025)	<u>74.55</u> (2.935)	
	2-56 Cable Latch w/o Rails	311-100SM29N									

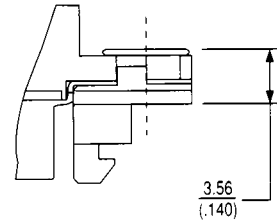
**FINE PITCH IDC  
METAL SHELL  
"D" RECEPTACLE**

**.050" x .100" CENTERS**

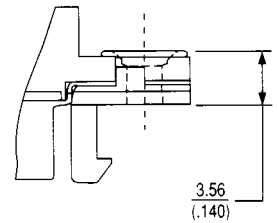
**RECOMMENDED PANEL CUT-OUTS**



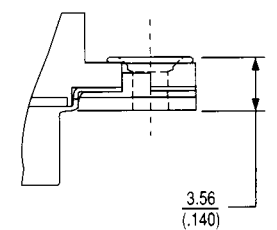
**Latch Block (With Rails)  
Panel Mounting  
Option "J" - (#2-56 Thread)**



**Latch Block (No Rails)  
Panel Mounting  
Option "N" - (#2-56 Thread)**



**Flush Panel Mounting  
Option "C" - (Threaded)**



NUMBER OF CONTACTS	DIMENSIONS		
	B	G	H
26	31.24 (1.230)	29.80 (1.175)	27.56 (1.082)
40	40.13 (1.580)	38.73 (1.525)	36.45 (1.435)
50	46.48 (1.830)	45.10 (1.775)	42.80 (1.685)
68	57.91 (2.280)	56.50 (2.225)	54.23 (2.135)
80	65.53 (2.580)	64.13 (2.525)	61.85 (2.435)
100	78.23 (3.080)	76.83 (3.025)	74.55 (2.935)

## IDC METAL SHELL "D" PLUG

.050" x .100" CENTERS



LR49571 E60980

### PHYSICAL PROPERTIES

INSULATION MATERIAL: Glass reinforced thermoplastic rated UL 94V-0

COLOR: Black

CONTACTS: Beryllium copper, 30 microinches gold over nickel plating in the mating area, tin/lead plating in the termination area.

METAL SHELL: Tin plated steel

### ELECTRICAL PROPERTIES

CURRENT RATING: 1 Amp

INSULATION RESISTANCE: >1000 Megohms

DIELECTRIC STRENGTH: >1000 VAC (Sea Level)

### ENVIRONMENTAL PROPERTIES

TEMPERATURE RATING: -55 C to 125 C

### APPLICATION TOOLING

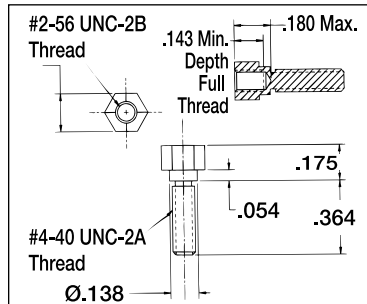
HAND TOOL PLATEN: 779-3112168A

BENCH PRESS PLATEN: 779-3113168A

### CABLE

See pages 97-104

### MOUNTING HARDWARE

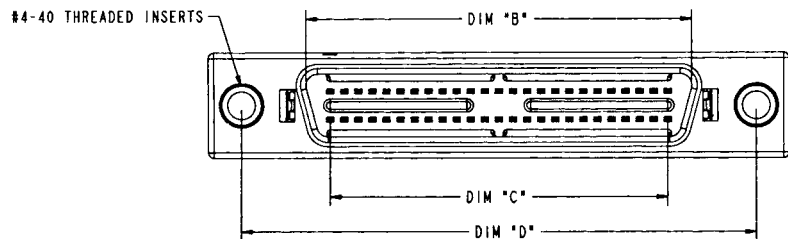
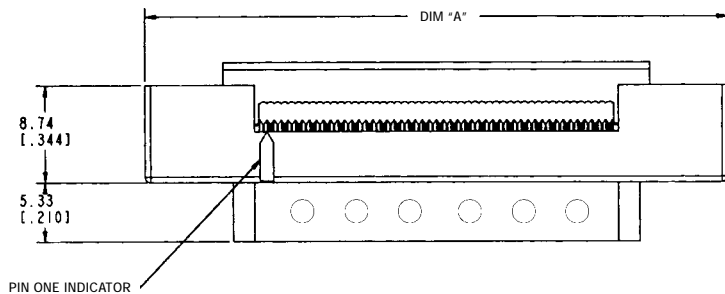
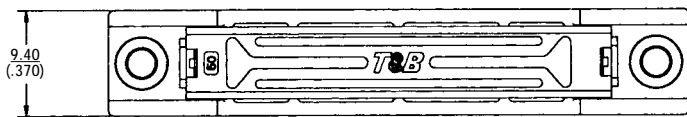


#### Jackscrew Kit

Catalog Number: 8700040001  
(for mounting style "C")

Kit includes:

- 2 Jackscrews (shown above)
- 2 Split Lockwashers



FOR ALL OTHER DIMENSIONS  
SEE OPTION 1 (SHEET 1)

### Ordering Information

PART NUMBER	NUMBER OF CONTACTS	A	B	C	D
311-026PM29C	26	37.21 (1.465)	19.61 (0.772)	15.24 (0.600)	31.24 (1.230)
311-040PM29C	40	46.10 (1.815)	28.50 (1.122)	24.13 (0.950)	40.13 (1.580)
311-050PM29C	50	52.45 (2.065)	34.85 (1.372)	30.48 (1.200)	46.48 (1.830)
311-068PM29C	68	63.88 (2.515)	46.28 (1.822)	41.91 (1.650)	57.91 (2.280)
311-080PM29C	80	71.50 (2.815)	53.90 (2.122)	49.53 (1.950)	65.53 (2.580)
311-100PM29C	100	84.20 (3.315)	66.60 (2.622)	62.23 (2.450)	78.23 (3.080)