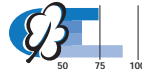


**Power entry module Types 5200, 5220**

- Panel mount:
  - screw-on version, front-side
  - snap-in version, front-side
- Appliance inlet, fuseholder for fuses 5 x 20 mm, 1- and 2-pole and line filter

Type 5200 Fuseholder 1-pole with spare fuse compartment



Plug removal necessary for fuse replacement



Type 5220 Fuseholder 2-pole

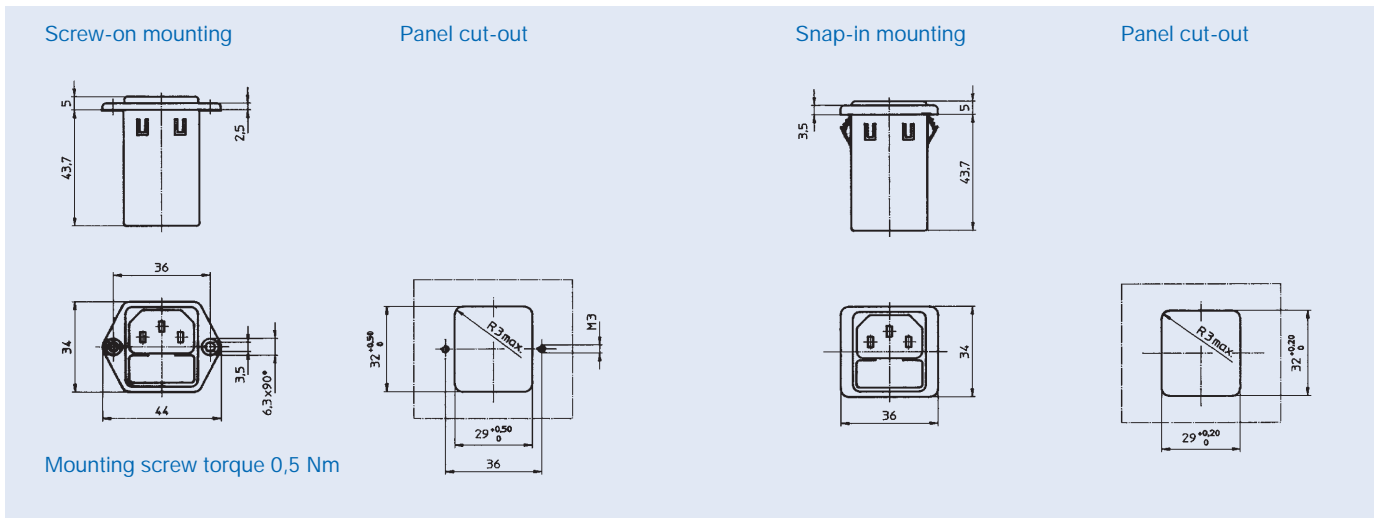

**Characteristics**

- Plug removal necessary for fuse-link replacement
- The fuseholder is accessible from the equipment front
- Qualified for use in equipment according to IEC/EN 60950

**Technical data**

Rated voltage	125/250 VAC; 50/60 Hz
Rated currents	1-10 A; @T <sub>a</sub> 40 °C
Leakage current, Standard	< 0,5 mA (250 V/60 Hz)
Leakage current, Medical	< 5 µA (250 V/60 Hz)
Test voltage (2 sec)	1,7 kVDC between L-N 2,7 kVDC between L/N-PE
Allowable ambient air temperatures T <sub>a</sub>	-25 °C to +85 °C
Climatic category	25/085/21 acc. to IEC/EN 60068-1
Degree of protection (front-side)	IP40 acc. to IEC 60529
Protection class	suitable for equipment with prot. cl. I, acc. to IEC 61140
Terminals	quick-connect 6,3 x 0,8 mm
Panel thickness s	screw-on: max. 8 mm snap-in: 0,8-3 mm
Materials: Housing	Thermoplastic, black, UL94 V-0
Appliance-inlet	acc. to IEC/EN 60320-1/C14, Protection class I, pin-temperature 70 °C (cold condition)
Fuseholder	1- or 2-pole, shocksafe category PC2 acc. to IEC/EN 60127-6, for fuse-links 5 x 20 mm
Rated power acceptance at ambient air temp. T <sub>a</sub> 23 °C	2 W (1-pole), 1,6 W (2-pole) per pole
Admissible power acceptance at higher T <sub>a</sub>	see derating curves. Take note of the information page 197
Line filter, standard and medical	acc. to IEC 60939, EN 133 200, UL 1283, CSA C 22.2 no. 8 Technical details see page 202

Dimensions Type 5200



Dimensions Type 5220

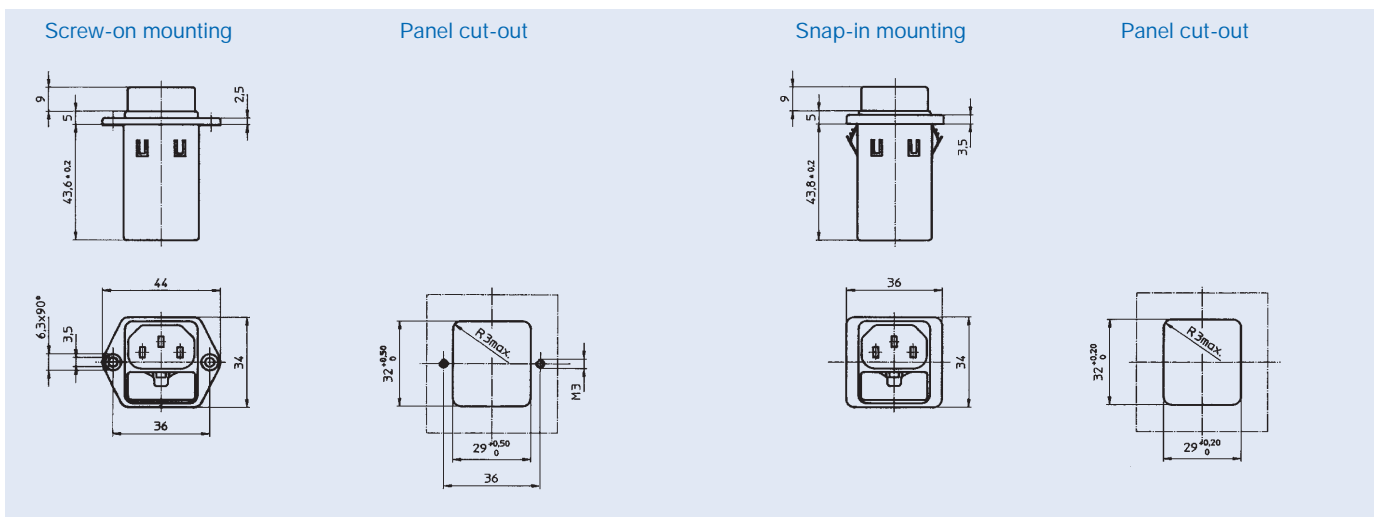
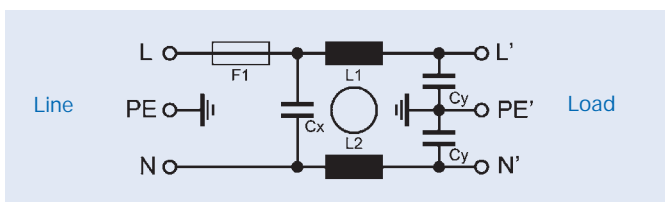


Diagram Type 5200

Standard version



Medical version

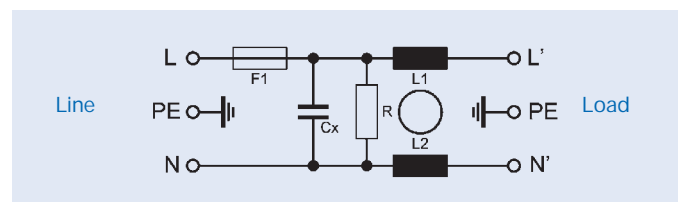
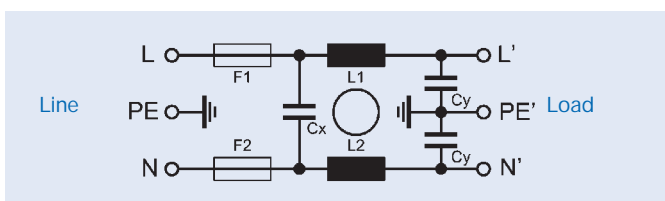
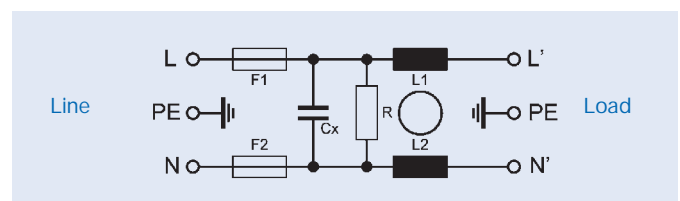


Diagram Type 5220

Standard version



Medical version



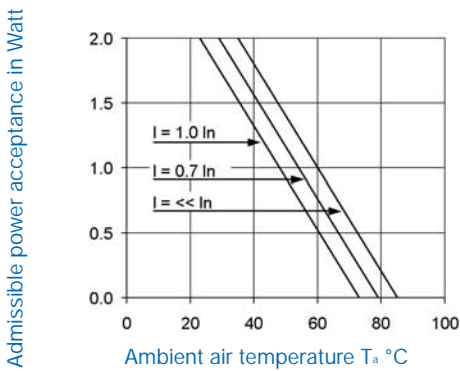
Technical data of filter-components Types 5200, 5220

Rated current (A)	Filter-Type	Inductance L1/L2 (mH)	Capacitance		R (MΩ)
			CX (nF)	CY (nF)	
1	Standard	2 x 11	47	2 x 2,2	-
2		2 x 4			
4		2 x 1,6			
6		2 x 0,7			
8		2 x 0,6			
10		2 x 0,4			
1	Medical	2 x 11	47	-	1
2		2 x 4			
4		2 x 1,6			
6		2 x 0,7			
8		2 x 0,6			
10		2 x 0,4			

Derating curves for fuseholder

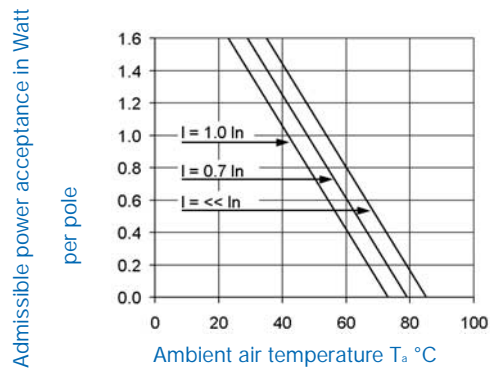
Type 5200

1-pole



Type 5220

2-pole

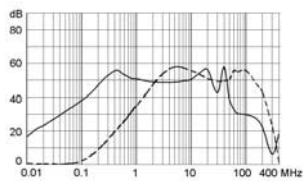


Attenuation loss Types 5200, 5220

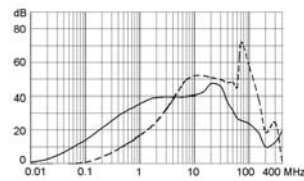
Standard version

differential mode .....  
common mode \_\_\_\_\_

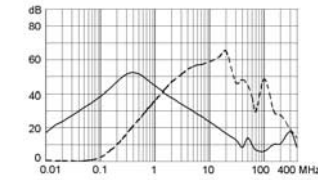
1 A



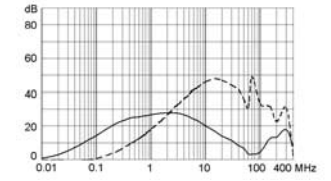
6 A



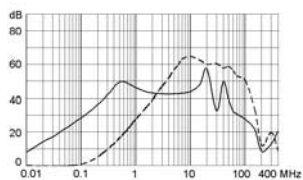
1 A



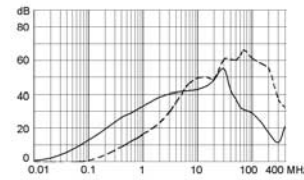
6 A



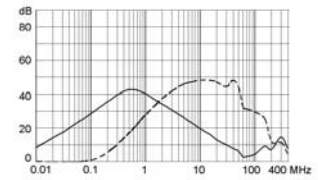
2 A



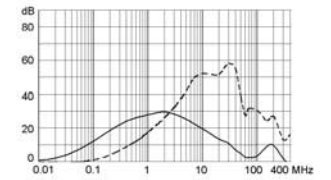
8 A



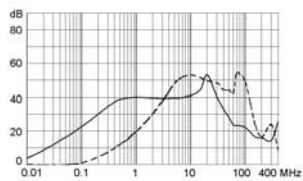
2 A



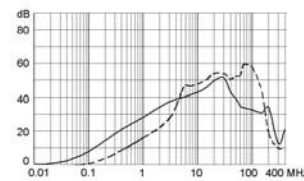
8 A



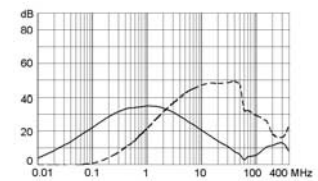
4 A



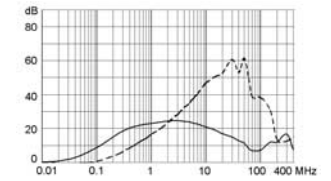
10 A



4 A



10 A



## Order Numbers

Type	Order no	Rated current	Filter-Type	Fuseholder	Panel mount screw	Snap-in, panel thickness
5200	5200.0123.1	1 A	Standard	1-pole	•	0,8–3 mm
	5200.0223.1	2 A				
	5200.0423.1	4 A				
	5200.0623.1	6 A				
	5200.0823.1	8 A				
	5200.1023.1	10 A	Standard	1-pole		•
	5200.0143.1	1 A				
	5200.0243.1	2 A				
	5200.0443.1	4 A				
	5200.0643.1	6 A				
	5200.0843.1	8 A	Medical	1-pole	•	
	5200.1023.3	10 A				
	5200.0143.3	1 A				
	5200.0243.3	2 A				
	5200.0443.3	4 A				
	5200.0643.3	6 A	Medical	1-pole		•
	5200.0843.3	8 A				
	5200.1043.3	10 A				
	5200.0123.3	1 A				
	5200.0223.3	2 A				
5200.0423.3	4 A	Standard	2-pole	•		
5200.0623.3	6 A					
5200.0823.3	8 A					
5200.1023.3	10 A					
5200.0143.3	1 A					Standard
5200.0243.3	2 A					
5200.0443.3	4 A					
5200.0643.3	6 A					
5200.0843.3	8 A	Medical	2-pole	•		
5200.1043.3	10 A					
5200.0123.3	1 A					
5200.0223.3	2 A					
5200.0423.3	4 A					Medical
5200.0623.3	6 A					
5200.0823.3	8 A					
5200.1023.3	10 A					
5200.0143.3	1 A					
5200.0243.3	2 A	Medical	2-pole		•	
5200.0443.3	4 A					
5200.0643.3	6 A					
5200.0843.3	8 A					
5200.1043.3	10 A					

Accessories see page 171