




Bulk Metal[®] Foil Technology

18 Pin Dual-In-Line Hermetic Resistor Network



Product may not be to scale

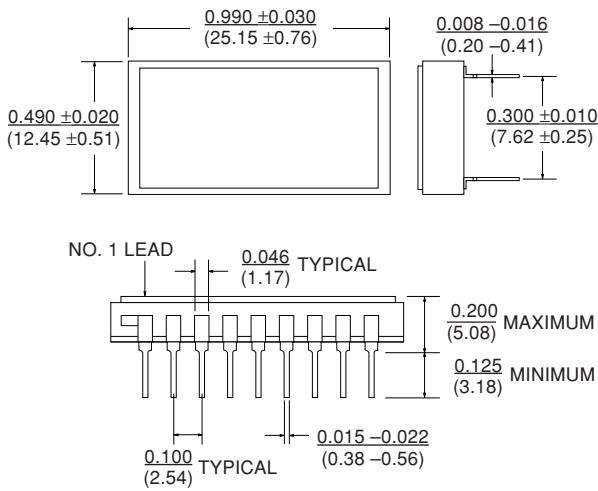
The 18 pin "L" brazed DIP is still a 0.300" pin spacing package but overlaps the mounting holes, providing added chip capacity. It is a good choice for a 14 bit R/2R ladder of R = 5K. Select Model 1460 for added chip area or additional pins. This network can contain up to 80 V5X5 resistor chips.

Review data sheet "7 Technical Reasons to Specify Bulk Metal[®] Foil Resistor Networks.")

ORDERING INFORMATION - 1457 PARTS

Networks are built to your requirements. Send your schematic and electrical requirements to the Applications Engineering Department. (See data sheet "Network Worksheet.") A unique part number will be assigned which defines all aspects of your network.

FIGURE 1 - STANDARD DIMENSIONS in inches (millimeters)



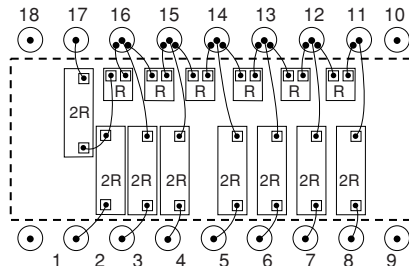
VISHAY MODEL NUMBER	CHIP CAPACITY	MAXIMUM POWER RATING (WATTS) @ +70°C
1457	V15X5 - 25 chips	1.8 Watts
	V5X5 - 80 chips	

NOTE:

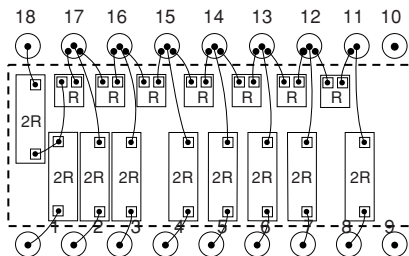
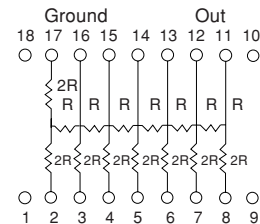
1. These networks utilize Vishay Bulk Metal[®] Foil resistor chips V5X5 and V15X5 or VTF15X5 Thin Film chips.
2. The V5X5 and V15X5 chips have maximum resistance values of 10K and 33K respectively in Bulk Metal[®] Foil and 500K in VTF15X5 Thin Film chips.
3. The V5X5 and V15X5 chip(s) can be intermixed in a package.

FIGURE 2 - SAMPLE CIRCUIT DESIGNS AND CHIP LAYOUTS

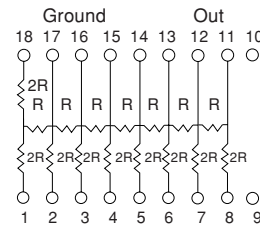
NOTE: Usable area is represented by the dotted lines—a rectangle 0.250 Inches x 0.800 Inches. Illustrations not to scale. Chips shown undersize for clarity. Drawing view is from the top looking down into the package.



R/2R LADDER



R/2R LADDER



VISHAY FOIL • FRANCE +33.4.93.37.28.24 FAX: +33.4.93.37.27.31
 • GERMANY +49.9287.710 FAX: +49.9287.70435
 • ISRAEL +972.3.557.0945 FAX: +972.3.558.9121

• ITALY +39.2.300.11919 FAX: +39.2.300.11999
 • JAPAN +81.42.729.0661 FAX: +81.42.729.3400
 • SINGAPORE +65.788.6668 FAX: +65.788.0988

• SWEDEN +46.8.594.70590 FAX: +46.8.594.70581
 • UK +44 191 514 8237 FAX: +44 1953 457 722
 • USA +1 610 407-4800 FAX: +1 610 640-9081