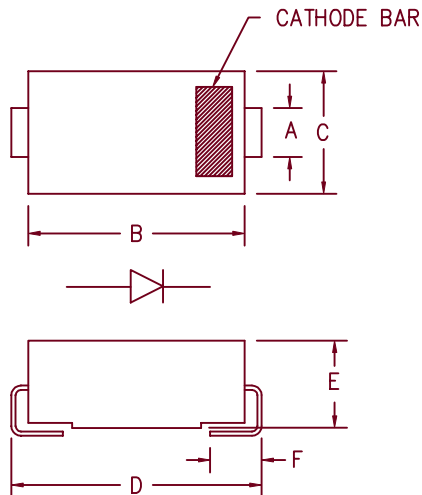


# 1 Amp Schottky Rectifier HSM150J, HSM160J



Dim.	Inches		Millimeter		Notes
	Minimum	Maximum	Minimum	Maximum	
A	.073	.087	1.85	2.21	
B	.160	.180	4.06	4.57	
C	.130	.155	3.30	3.94	
D	.205	.220	5.21	5.59	
E	.075	.130	1.91	3.30	
F	.030	.060	.76	1.52	

## DO-214BA Package

Microsemi Catalog Number	Industry Part Number	Working Peak Reverse Voltage	Repetitive Peak Reverse Voltage
HSM150J		50V	50V
HSM160J	10MQ060N 10BQ060 SK16	60V	60V

- Schottky Barrier Rectifier
- Guard Ring Protection
- 150°C Junction Temperature
- VRRM 50 to 60 Volts
- Surface mount package

### Electrical Characteristics

Average forward current	I <sub>F(AV)</sub> 1.0 Amps	Square wave
Maximum surge current	I <sub>FSM</sub> 50 Amps	8.3ms, half sine, T <sub>J</sub> = 150°C
Max peak forward voltage	V <sub>FM</sub> .51 Volts	I <sub>FM</sub> = 0.1A: T <sub>J</sub> = 25°C*
Max peak forward voltage	V <sub>FM</sub> .69 Volts	I <sub>FM</sub> = 1.0A: T <sub>J</sub> = 25°C*
Max peak reverse current	I <sub>RM</sub> 100 μA	V <sub>R</sub> = 5.0V, T <sub>J</sub> = 25°C
Typical junction capacitance	C <sub>J</sub> 53pF	

\*Pulse test: Pulse width 300 μsec, Duty cycle 2%

### Thermal and Mechanical Characteristics

Storage temperature range	T <sub>STG</sub>	-55°C to 175°C
Operating junction temp range	T <sub>J</sub>	-55°C to 175°C
Maximum thermal resistance	R <sub>θJL</sub>	15°C/W Junction to lead
Weight		.0047 ounces (.013 grams) typical

11-20-01 Rev. 3

# HSM150J, HSM160J

Figure 1  
Typical Forward Characteristics

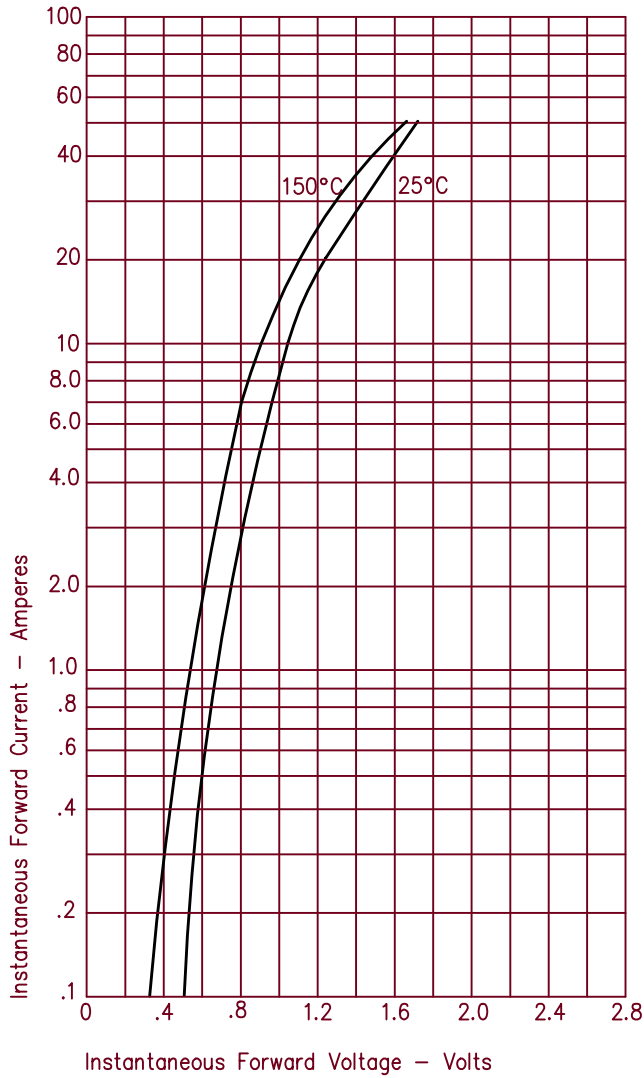


Figure 3  
Typical Junction Capacitance

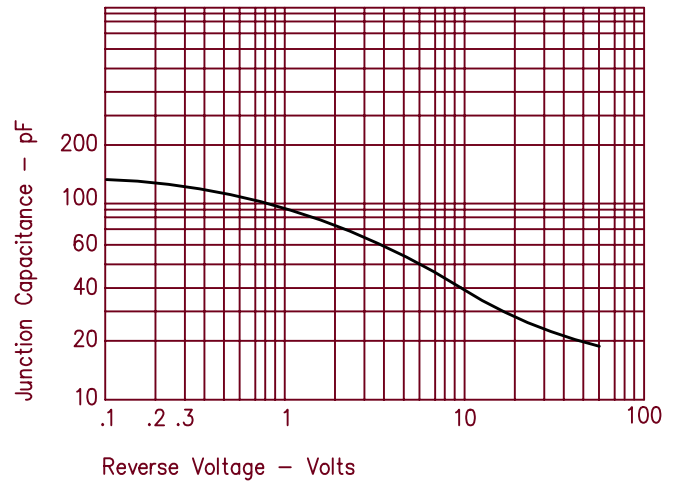


Figure 2  
Typical Forward Characteristics

