


Features

- +4 dBm Output Level at 1705 MHz
- 2nd Harmonic : < -20 dBc
- Spurious Level : < -70 dBc
- Lock Time : < 10ms
- 30 mA Current Consumption
- Strip-line Resonator

Description

The plerow™ PLL synthesizer module was designed for use in wireless and wireline systems in a wide range of frequency from 50 MHz to 6 GHz. ASB's PLL provides exceptionally low spurious and phase noise performance with fast locking time and low current consumption. All products are available in a surface-mount type package.



Specifications

Parameter	Unit	Min.	Typical	Max.
Frequency Range	MHz		1705	
Output Power	dBm	+2	+4	+6
Supply Voltage	V	4.7	5.0	5.3
Current Consumption	mA		26	30
Channel Step Size	kHz		-	
2 nd Harmonics	dBc		-30	-20
Spurious Level	dBc			-70
Lock Time	ms		3	10
Reference Frequency	MHz		-	
Reference Input Level	dBm		-	
Phase Noise (C / N)	@ 1 kHz		-80	-75
	@ 10 kHz		-105	-100
	@ 100 kHz		-120	-115
Output Impedance	Ω		50	
Operating Temp. Range	°C	-40	+25	+85
Package Type & Size	mm	SMT, 19.0W×19.0L×5.8H		

1) Measurement conditions are as follows: T = 25°C, V_{CC} = 5.0 V, Freq. = 1705 MHz, 50 ohm system.

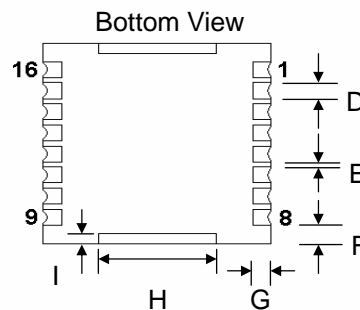
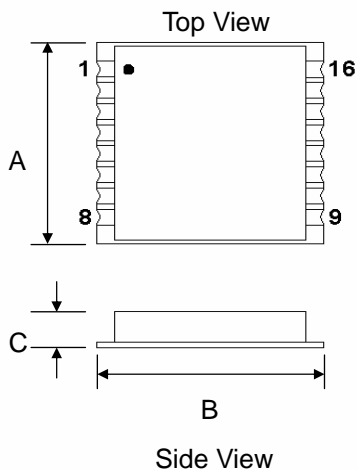
More Information

Website: www.asb.co.kr
E-mail: sales@asb.co.kr

Tel: (82) 42-528-7223
Fax: (82) 42-528-7222

ASB Inc., 4th Fl. Venture Town
Bldg., 367-17 Gojeong-Dong,
Seo-Gu, Daejeon 302-716, Korea

Outline Drawing



Pin Configuration		Dimension (mm)	
1	Ground	A	19.0
2	Ground	B	19.0
3	Ground	C	5.8
4	Ground	D	1.5
9	VCC (VCO)	E	0.5
13	RF OUT	F	1.75
15	VCP (PLL)	G	1.35
16	LOCK DETECT	H	15.0
Others	Ground	I	0.9
Tolerance: ± 0.2			