

PLEASE CHECK WWW.MOLEX.COM FOR LATEST PART INFORMATION

Part Number: [0717412001](#)
Status: **Active**
Description: 1.00mm (.039") Pitch Mezzanine Plug, Surface Mount, Dual Row, Vertical Stacking, 84 Circuits, 6.35mm (.250") Unmated Height, with PCB Locator Pegs, with Robotic Placement Metal Cap, 0.76µm (30µ") Gold (Au) Selective Plating, Embossed Tape on R

Documents:

[3D Model](#) [Product Specification PS-71741-9999 \(PDF\)](#)
[Drawing \(PDF\)](#) [RoHS Certificate of Compliance \(PDF\)](#)

Agency Certification

CSA LR19980
 UL E29179

General

Product Family PCB Headers
 Series [71741](#)
 Application Board-to-Board
 Product Name Mezzanine

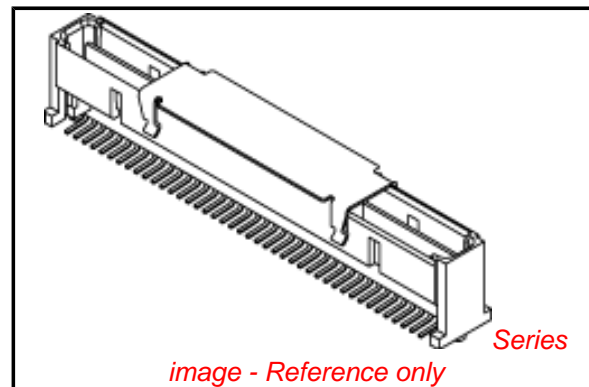
Physical

Breakaway No
 Circuits (Loaded) 84
 Circuits (maximum) 84
 Color - Resin Natural
 Flammability 94V-0
 Glow-Wire Compliant No
 Lock to Mating Part None
 Mated Height (in) 0.315 In, 0.512 In
 Mated Height (mm) 13.00 mm, 8.00 mm
 Material - Metal Phosphor Bronze
 Material - Plating Mating Gold
 Material - Plating Termination Tin
 Material - Resin High Temperature Thermoplastic
 Number of Rows 2
 Orientation Vertical
 PCB Locator Yes
 PCB Retention None
 Packaging Type Embossed Tape on Reel
 Pitch - Mating Interface (in) 0.039 In
 Pitch - Mating Interface (mm) 1.00 mm
 Plating min: Mating (µin) 30.4
 Plating min: Mating (µm) 0.76
 Plating min: Termination (µin) 76.4
 Plating min: Termination (µm) 1.91
 Robotic Placement Pick and Place Cap
 Shrouded Fully
 Stackable No
 Temperature Range - Operating -55°C to +85°C
 Termination Interface: Style Surface Mount

Electrical

Current - Maximum per Contact 1A
 Voltage - Maximum 100V

Solder Process Data



EU RoHS

ELV and RoHS Compliant
REACH SVHC
 Not Reviewed
Halogen-Free Status
Not Reviewed

China RoHS



Need more information on product environmental compliance?

Email productcompliance@molex.com
 For a multiple part number RoHS Certificate of Compliance, [click here](#)

Please visit the [Contact Us](#) section for any non-product compliance questions.

Search Parts in this Series

[71741Series](#)

Mates With

[717420](#) for Stack Height 8mm, [717423](#) for Stack Height 13mm

Lead-free Process Capability
Process Temperature max. C

Reflow Capable (SMT only)
260

Material Info

Reference - Drawing Numbers

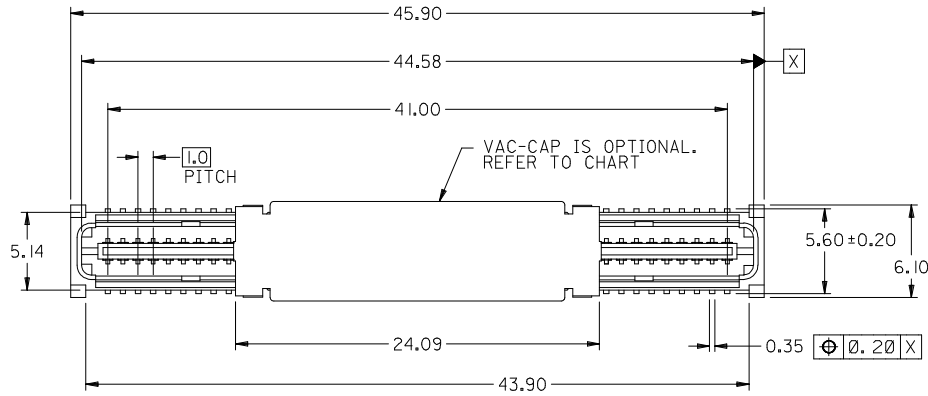
Product Specification
Sales Drawing

PS-71741-9999
SDA-71741-2***

This document was generated on 03/31/2010

PLEASE CHECK WWW.MOLEX.COM FOR LATEST PART INFORMATION

71741-2002	NO	YES	PK-70873-063	TAPE & REEL	0.76 GOLD
71741-2001	YES	YES	PK-70873-063	TAPE & REEL	0.76 GOLD
ITEM NUMBER	PEGS	PICK & PLACE CAP	PACKAGING SPEC. NUMBER	PACKAGING TYPE	TERMINAL PLATING

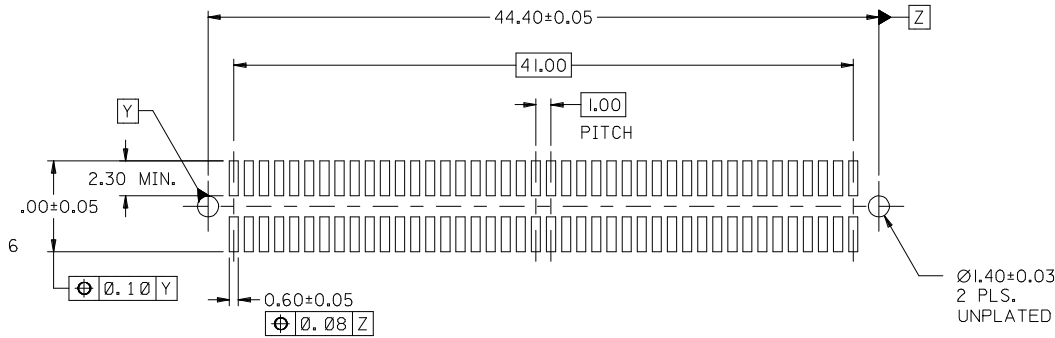
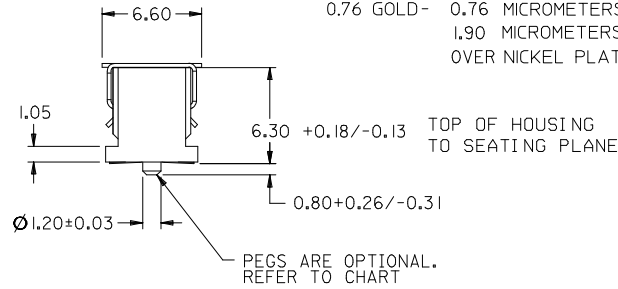
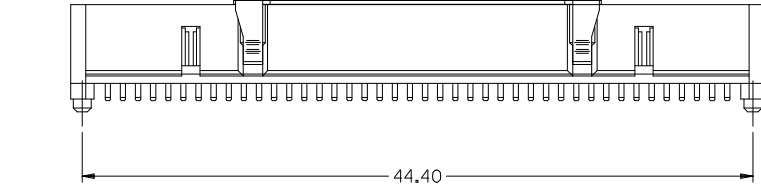


NOTES:

- HOUSING MATERIAL: G.F. THERMOPLASTIC; UL RATING: 94V-0; COLOR: WHITE
TERMINAL MATERIAL: PHOSPHOR BRONZE
VACUUM CAP MATERIAL: STAINLESS STEEL
- COPLANARITY OF SMT TAILS: 0.10 MAX.
- PACKAGING SPECIFICATIONS: REFER TO CHART
- DIMENSIONS ARE IN MILLIMETERS.
- THIS PART, WHEN MATED WITH MOLEX U.S. PART NO. 71742-0*** OR MOLEX JAPAN PART NO. 52841-0848, CONFORMS TO MOLEX PRODUCT SPECIFICATION PS-71741-9999.

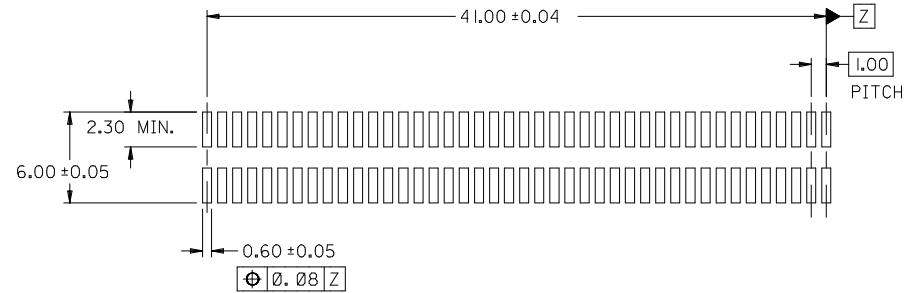
PLATING CODE:

0.76 GOLD- 0.76 MICROMETERS MINIMUM GOLD PLATING IN CONTACT AREA,
1.90 MICROMETERS MINIMUM TIN PLATING IN TERMINAL AREA,
OVER NICKEL PLATING OVERALL



RECOMMENDED PCB LAYOUT

RECOMMENDED PCB THICKNESS: 1.0±0.1mm MIN.



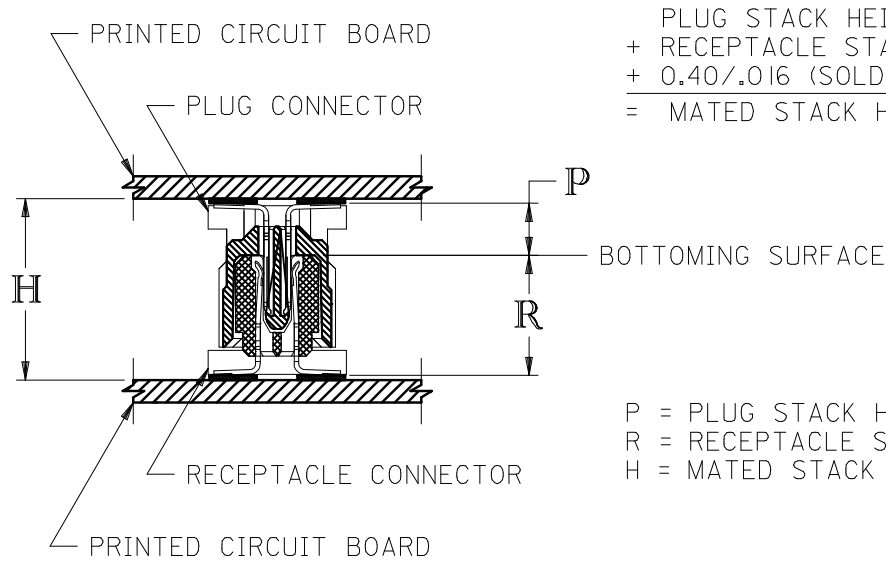
RECOMMENDED PCB LAYOUT (WITHOUT PEGS)

RECOMMENDED PCB THICKNESS: 1.0±0.1mm MIN.

CLARIFY DIMENSIONS EC NO: UCP2009-2408 DRWN:BBARKER 2009/04/20 CHKD:DMORGAN 2009/04/20 APPR:SMILLER 2009/04/21	QUALITY SYMBOLS ▽=0 ▽=0	GENERAL TOLERANCES (UNLESS SPECIFIED)		DIMENSION STYLE MM ONLY		SCALE	DESIGN UNITS METRIC	THIRD ANGLE PROJECTION		
		mm	INCH	DRAWN BY JJS	DATE 99/08/16	TITLE	SALES ASSEMBLY, 1 MM 84 CKT, BTB PLUG 2.30 MM STACK HEIGHT MOLEX INCORPORATED			
		4 PLACES ±---	±---	CHECKED BY PAR	DATE 99/08/16					
		3 PLACES ±---	±---	APPROVED BY DJB	DATE 99/08/16	MATERIAL NO. SEE TABLE	DOCUMENT NO. SDA-71741-2***	SHEET NO. 1 OF 2		
2 PLACES ±0.18	±---	DRAFT WHERE APPLICABLE MUST REMAIN WITHIN DIMENSIONS		THIS DRAWING CONTAINS INFORMATION THAT IS PROPRIETARY TO MOLEX INCORPORATED AND SHOULD NOT BE USED WITHOUT WRITTEN PERMISSION						
1 PLACE ±0.33	±---									
ANGULAR ±1/2°										

RECOMMENDED PLUG/RECEPTACLE COMBINATION FOR
MATED STACK HEIGHT PER EIA STANDARD 700 AAAB

MATED STACK HEIGHT "H"	RECEPTACLE HEIGHT "R"	RECEPTACLE SERIES NO.	PLUG HEIGHT "P"	PLUG SERIES NO.
8.00/-.315	5.30/-.209	71742-0***	2.30/-.091	71741-2***
13.00/-.512	10.30/-.406	71742-3***		



$$\begin{aligned}
 & \text{PLUG STACK HEIGHT} \\
 & + \text{RECEPTACLE STACK HEIGHT} \\
 & + 0.40/-.016 \text{ (SOLDER PASTE ALLOWANCE)} \\
 & = \text{MATED STACK HEIGHT}
 \end{aligned}$$

P = PLUG STACK HEIGHT
R = RECEPTACLE STACK HEIGHT
H = MATED STACK HEIGHT

SEE SHEET 1 EC NO: UCP2009-2408 DRWN:BBARKER 2009/04/20 CHKD:DMORGAN 2009/04/20 APPR:SMILLER 2009/04/21	QUALITY SYMBOLS ▽=0 ▽=0	GENERAL TOLERANCES (UNLESS SPECIFIED) <table border="1"> <thead> <tr> <th></th> <th>mm</th> <th>INCH</th> </tr> </thead> <tbody> <tr> <td>4 PLACES</td> <td>± .---</td> <td>± .---</td> </tr> <tr> <td>3 PLACES</td> <td>± .---</td> <td>± .---</td> </tr> <tr> <td>2 PLACES</td> <td>± 0.18</td> <td>± .---</td> </tr> <tr> <td>1 PLACE</td> <td>± 0.33</td> <td>± .---</td> </tr> </tbody> </table> ANGULAR ±1/2°		mm	INCH	4 PLACES	± .---	± .---	3 PLACES	± .---	± .---	2 PLACES	± 0.18	± .---	1 PLACE	± 0.33	± .---	DIMENSION STYLE MM ONLY	SCALE 1:1	DESIGN UNITS METRIC	THIRD ANGLE PROJECTION
		mm	INCH																		
	4 PLACES	± .---	± .---																		
	3 PLACES	± .---	± .---																		
2 PLACES	± 0.18	± .---																			
1 PLACE	± 0.33	± .---																			
DRAWN BY JJS	DATE 99/08/16	TITLE SALES ASSEMBLY, 1 MM 84 CKT, BTB PLUG 2.30 MM STACK HEIGHT																			
CHECKED BY PAR	DATE 99/08/16	MOLEX INCORPORATED																			
APPROVED BY DJB	DATE 99/08/16	MATERIAL NO. SEE TABLE	DOCUMENT NO. SDA-71741-2***	SHEET NO. 2 OF 2																	
DRAFT WHERE APPLICABLE MUST REMAIN WITHIN DIMENSIONS		THIS DRAWING CONTAINS INFORMATION THAT IS PROPRIETARY TO MOLEX INCORPORATED AND SHOULD NOT BE USED WITHOUT WRITTEN PERMISSION																			

