

PLEASE CHECK WWW.MOLEX.COM FOR LATEST PART INFORMATION

Part Number: [0872633223](#)
Status: **Active**
Description: 2.00mm (.079") Pitch Milli-Grid™ Receptacle, Surface Mount, Bottom Entry, 0.38µm (15µ") Gold (Au) Selective, 32 Circuits, without Pick-and-Place Cap, Tube, Leadfree

Documents:

[3D Model](#) [RoHS Certificate of Compliance \(PDF\)](#)
[Drawing \(PDF\)](#)

Agency Certification

CSA LR19980
 UL E29179

General

Product Family PCB Receptacles
 Series [87263](#)
 Application Board-to-Board
 Product Literature Order No 987650-1991
 Product Name Milli-Grid™

Physical

Circuits (Loaded) 32
 Color - Resin Black
 Durability (mating cycles max) 25
 Flammability 94V-0
 Glow-Wire Compliant No
 Lock to Mating Part None
 Material - Plating Mating Gold
 Material - Plating Termination Tin
 Material - Resin High Temperature Thermoplastic
 Number of Rows 2
 Orientation Bottom Entry
 PCB Locator Yes
 PCB Retention None
 Packaging Type Tube
 Pitch - Mating Interface (in) 0.079 In
 Pitch - Mating Interface (mm) 2.00 mm
 Pitch - Term. Interface (in) 0.079 In
 Pitch - Term. Interface (mm) 2.00 mm
 Plating min: Mating (µin) 15.2
 Plating min: Mating (µm) 0.38
 Polarized to Mating Part No
 Polarized to PCB Yes
 Temperature Range - Operating -55°C to +105°C
 Termination Interface: Style Surface Mount

Electrical

Current - Maximum per Contact 1A
 Voltage - Maximum 125V

Solder Process Data

Duration at Max. Process Temperature (seconds) 14
 Lead-free Process Capability Reflow Capable (SMT only)
 Max. Cycles at Max. Process Temperature 1
 Process Temperature max. C 265

Material Info

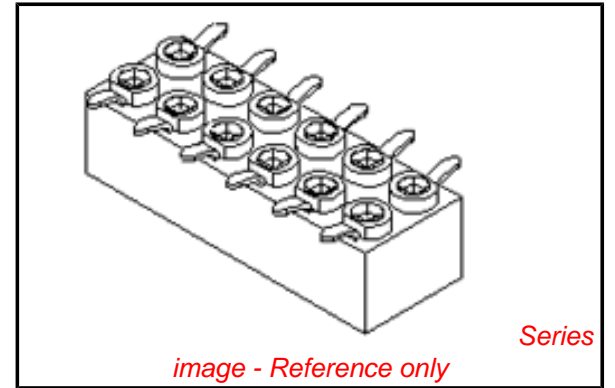


image - Reference only

EU RoHS

ELV and RoHS Compliant
REACH SVHC Contains SVHC: No
Halogen-Free Status

China RoHS



Not Reviewed

Need more information on product environmental compliance?

Email productcompliance@molex.com
 For a multiple part number RoHS Certificate of Compliance, [click here](#)

Please visit the [Contact Us](#) section for any non-product compliance questions.

Search Parts in this Series

[87263Series](#)

Mates With

[87759](#) Vertical, Surface Mount, Stackable PCB Headers, [87760](#) Right Angle, Through Hole, Stackable PCB Headers, [87758](#) Vertical, Through Hole, Stackable PCB Headers

Reference - Drawing Numbers

Sales Drawing

SD-87263-**2*

This document was generated on 04/27/2010

PLEASE CHECK WWW.MOLEX.COM FOR LATEST PART INFORMATION



PARTS TO BE PACK WITH CAP (12 CKT SHOWN)



RECOMMENDED SOLDER PAD DESIGN

PART NO. LEGEND

87263 - * * * *

CIRCUIT SIZE

PLATING OPTION
 3 - 0.38um MIN. GOLD
 5 - 0.76um MIN. GOLD
 6 - (0.13-0.38)um GOLD FLASH

PACKAGING
 0 - W/CAP IN TUBE (SEE SHEET 2)
 2 - W/O CAP IN TUBE (SEE SHEET 2)
 9 - W/CAP IN TAPE & REEL (SEE SHEET 3)

CKT. SIZE	DIM. A	DIM. B
4	2.00	4.00
6	4.00	6.00
8	6.00	8.00
10	8.00	10.00
12	10.00	12.00
14	12.00	14.00
16	14.00	16.00
18	16.00	18.00
20	18.00	20.00
22	20.00	22.00
24	22.00	24.00
26	24.00	26.00
28	26.00	28.00
30	28.00	30.00
32	30.00	32.00
34	32.00	34.00
36	34.00	36.00
38	36.00	38.00
40	38.00	40.00
42	40.00	42.00
44	42.00	44.00

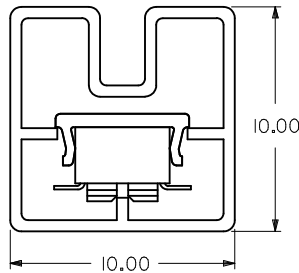
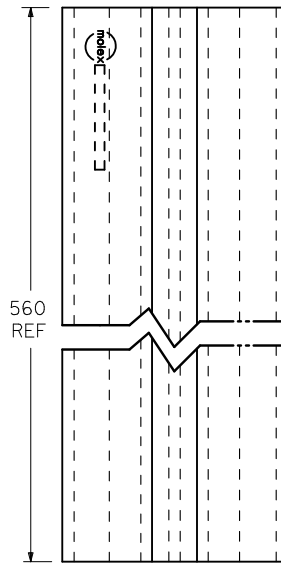
NOTES:

- FOR ILLUSTRATION PURPOSES, DRAWING SHOWS PART WITH 12 CIRCUIT SIZE.
- PLATING
 POST-PLATING - SELECTIVE GOLD (SEE LEGEND) AT CONTACT AREA, AND 1.27um MIN. SELECTIVE TIN AT SOLDER AREA BOTH OVER 1.27um MIN. NICKEL OVERALL.
- CO-PLANARITY OF P.C TAIL TO BE MEASURED BY RESTING THE PART ON A FLAT GAGE SURFACE.
- PRODUCT SPECIFICATION PS-87263 APPLIES.
- CAP : HIGH TEMPERATURE THERMOPLASTIC, UL RATED 94V-0, SUITABLE FOR SURFACE-MOUNT SOLDERING PROCESS. COLOR BLACK
- POSITION OF CAP TO BE CENTRAL WITH RESPECT TO DIMENSION "A"
- CONTACT FACTORY FOR DETAILS ON THIS PART NO.
- PARTS SHALL BE PACKED IN MOISTURE BARRIER BAG.

ADD 32CKT T&R INFO EC NO: S2010-0732 DRWN:SKANG 2010/03/08 CHKD:ATSEE 2010/03/18 APPR:MLONG 2010/03/22	QUALITY SYMBOLS ▽=0 ◻=0	GENERAL TOLERANCES (UNLESS SPECIFIED)		DIMENSION STYLE MM ONLY		SCALE NTS	DESIGN UNITS METRIC	THIRD ANGLE PROJECTION		
			mm	INCH	DRAWN BY	DATE	TITLE			
		4 PLACES	± ---	± ---	JDK	1991/01/11	MGRID, B/ENTRY RECEPT. 2.80MM HT. W/LOC. PEGS W/CAP, SMT			
		3 PLACES	± ---	± ---	CHECKED BY	DATE				
2 PLACES	± 0.20	± ---	MLA1	1991/01/11	MOLEX INCORPORATED					
1 PLACE	± ---	± ---	APPROVED BY	DATE						
ANGULAR ± 3 °		DRAFT WHERE APPLICABLE MUST REMAIN WITHIN DIMENSIONS		MATERIAL NO.		DOCUMENT NO.		SHEET NO.		
				SEE TABLE		SD-87263-**2*		1 OF 3		
				THIS DRAWING CONTAINS INFORMATION THAT IS PROPRIETARY TO MOLEX INCORPORATED AND SHOULD NOT BE USED WITHOUT WRITTEN PERMISSION						



P/N 87263-**2*



P/N 87263-**0*

CKT. SIZE	PART NO. FOR PARTS WITHOUT CAP	△ PART NO. FOR PARTS WITH CAP
4	87263-042*	87263-040*
6	87263-062*	87263-060*
8	87263-082*	87263-080*
10	87263-102*	87263-100*
12	87263-122*	87263-120*
14	87263-142*	87263-140*
16	87263-162*	87263-160*
18	87263-182*	87263-180*
20	87263-202*	87263-200*
22	87263-222*	87263-220*
24	87263-242*	87263-240*
26	87263-262*	87263-260*
28	87263-282*	87263-280*
30	87263-302*	87263-300*
32	87263-322*	87263-320*
34	87263-342*	87263-340*
36	87263-362*	87263-360*
38	87263-382*	87263-380*
40	87263-402*	87263-400*
42	87263-422*	87263-420*
44	△ 87263-442*	87263-440*

ADD 32CKT T&R INFO EC NO: S2010-0732 DRWN:SKANG 2010/03/08 CHKD:ATSEE 2010/03/18 APPR:MLONG 2010/03/22	QUALITY SYMBOLS	GENERAL TOLERANCES (UNLESS SPECIFIED)	DIMENSION STYLE	SCALE	DESIGN UNITS	THIRD ANGLE PROJECTION
	▽=0	mm INCH	MM ONLY	NTS	METRIC	□
	∇=0	4 PLACES ± --- ± ---	DRAWN BY DATE			
		3 PLACES ± --- ± ---	JDK 1991/01/11			
	2 PLACES ± 0.20 ± ---	CHECKED BY DATE				
	1 PLACE ± --- ± ---	MLA1 1991/01/11				
		APPROVED BY DATE				
		MLONG 2010/03/19				
		ANGULAR ± 3 °				
		DRAFT WHERE APPLICABLE MUST REMAIN WITHIN DIMENSIONS				
			SEE TABLE			
			SIZE A3			
			THIS DRAWING CONTAINS INFORMATION THAT IS PROPRIETARY TO MOLEX INCORPORATED AND SHOULD NOT BE USED WITHOUT WRITTEN PERMISSION			

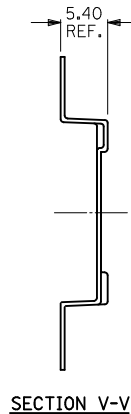
MATERIAL NO.		DOCUMENT NO.		SHEET NO.	
		SD-87263-**2*		2 OF 3	

TITLE		MOLEX INCORPORATED	
MGRID, B/ENTRY RECEPT. 2.80MM HT. W/LOC. PEGS W/CAP, SMT			

DRAWN BY DATE		TITLE	
JDK 1991/01/11		MGRID, B/ENTRY RECEPT. 2.80MM HT. W/LOC. PEGS W/CAP, SMT	
CHECKED BY DATE		MOLEX INCORPORATED	
MLA1 1991/01/11			
APPROVED BY DATE			
MLONG 2010/03/19			
MATERIAL NO.		DOCUMENT NO.	
SEE TABLE		SD-87263-**2*	
SIZE A3		SHEET NO. 2 OF 3	
THIS DRAWING CONTAINS INFORMATION THAT IS PROPRIETARY TO MOLEX INCORPORATED AND SHOULD NOT BE USED WITHOUT WRITTEN PERMISSION			



PART NO. 87263-***9* (CKTS 04 TO 14)
SINGLE SPROCKET HOLE T/REEL - TYPE A

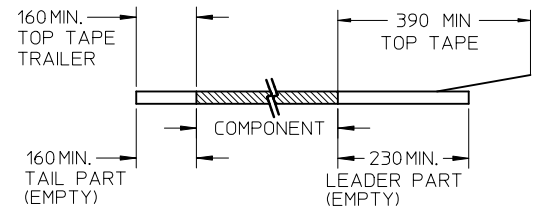


PART NO. 87263-***9* (CKTS 16 TO 40)
DOUBLE SPROCKET HOLE T/REEL - TYPE B

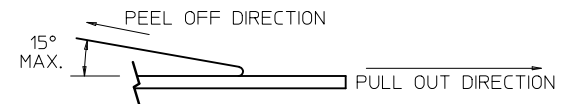
△ PART NO. FOR PARTS IN T/REEL	CKT. SIZE	F	So	W	T/REEL TYPE
87263-049*	4	11.5	-	24	A
87263-069*	6	11.5	-	24	
87263-089*	8	11.5	-	24	
87263-109*	10	11.5	-	24	
87263-129*	12	11.5	-	24	
87263-149*	14	11.5	-	24	
87263-169*	16	11.5	-	24	
87263-189*	18	14.2	28.4	32	
87263-209*	20	20.2	40.4	44	B
87263-229*	22	-	-	-	
87263-249*	24	20.2	40.4	44	
87263-269*	26	20.2	40.4	44	
87263-289*	28	20.2	40.4	44	
87263-309*	30	20.2	40.4	44	
87263-329*	32	26.2	52.4	56	
87263-349*	34	-	-	-	
87263-369*	36	26.2	52.4	56	
87263-389*	38	-	-	-	
87263-409*	40	-	-	-	

NOTES:

1. LEADER AND TRAILER TAPE



2. PEELING OFF FORCE OF THE TOP TAPE: 20-80gf.
(PEELING DIRECTION AS SHOWN IN FOLLOWING FIGURE)



- 3. PACKAGING STANDARD IS AS PER EIA-481.
- 4. TAPE & REEL QUANTITY = 1000PCS/REEL.
- 5. THE TAPE IS TREATED FOR ANTI-STATIC.

ADD 32CKT T&R INFO EC NO: S2010-0732 DRWN:SKANG 2010/03/08 CHKD:ATSEE 2010/03/18 APPR:MLONG 2010/03/22	QUALITY SYMBOLS ▽=0 ◻=0	GENERAL TOLERANCES (UNLESS SPECIFIED)		DIMENSION STYLE MM ONLY		SCALE NTS	DESIGN UNITS METRIC	THIRD ANGLE PROJECTION		
			mm	INCH	DRAWN BY	DATE	TITLE			
		4 PLACES	± ---	± ---	JDK	1991/01/11	MGRID, B/ENTRY RECEPT. 2.80MM HT. W/LOC. PEGS W/CAP, SMT			
		3 PLACES	± ---	± ---	CHECKED BY	DATE				
2 PLACES	± 0.20	± ---	MLA1	1991/01/11	MOLEX INCORPORATED					
1 PLACE	± ---	± ---	APPROVED BY	DATE						
ANGULAR ± 3 °			MLONG	2010/03/19	MATERIAL NO. SEE TABLE		DOCUMENT NO. SD-87263-***2*			
DRAFT WHERE APPLICABLE MUST REMAIN WITHIN DIMENSIONS			SIZE		SHEET NO.					
			A3		3 OF 3					