

**PLEASE CHECK WWW.MOLEX.COM FOR LATEST PART INFORMATION**

**Part Number:** **0009652058**  
**Status:** **Active**  
**Overview:** kk  
**Description:** 3.96mm (.156") Pitch SPOX™ and KK® Wire-to-Board Header, Vertical, with Friction Lock, 5 Circuits

**Documents:**

<a href="#">3D Model</a>	<a href="#">Product Specification PS-5239-006 (PDF)</a>
<a href="#">Drawing (PDF)</a>	<a href="#">Product Specification PS-5239-007 (PDF)</a>
<a href="#">Product Specification PS-5195-001 (PDF)</a>	<a href="#">Product Specification PS-5273-003 (PDF)</a>
<a href="#">Product Specification PS-5195-005 (PDF)</a>	<a href="#">Product Specification PS-5273-004 (PDF)</a>
<a href="#">Product Specification PS-5239-002 (PDF)</a>	<a href="#">RoHS Certificate of Compliance (PDF)</a>
<a href="#">Product Specification PS-5239-004 (PDF)</a>	

**Agency Certification**

CSA	LR19980
TUV	R72090224
UL	E29179

**General**

Product Family	PCB Headers
Series	<u>5273</u>
Application	Wire-to-Board
Overview	<u>kk</u>
Product Name	KK®, SPOX™

**Physical**

Breakaway	No
Circuits (Loaded)	5
Circuits (maximum)	5
Color - Resin	Natural
Durability (mating cycles max)	30
First Mate / Last Break	No
Flammability	94V-2
Glow-Wire Compliant	No
Guide to Mating Part	No
Keying to Mating Part	None
Lock to Mating Part	Yes
Material - Metal	Brass
Material - Plating Mating	Tin
Material - Plating Termination	Tin
Material - Resin	Nylon
Number of Rows	1
Orientation	Vertical
PC Tail Length (in)	0.142 In
PC Tail Length (mm)	3.60 mm
PCB Locator	No
PCB Retention	None
PCB Thickness Recommended (in)	0.062 In
PCB Thickness Recommended (mm)	1.60 mm
Packaging Type	Bag
Pitch - Mating Interface (in)	0.156 In
Pitch - Mating Interface (mm)	3.96 mm
Plating min: Mating (µin)	200
Plating min: Mating (µm)	5
Plating min: Termination (µin)	200

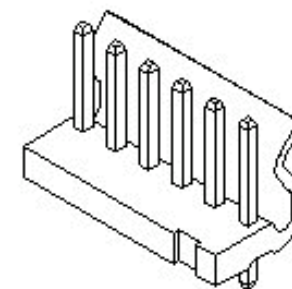


image - Reference only

Series

**EU RoHS**

**ELV and RoHS Compliant**  
**REACH SVHC Contains SVHC: No**  
**Halogen-Free Status**  
**Not Reviewed**

**China RoHS**



**Need more information on product environmental compliance?**

Email [productcompliance@molex.com](mailto:productcompliance@molex.com)  
 For a multiple part number RoHS Certificate of Compliance, [click here](#)

Please visit the [Contact Us](#) section for any non-product compliance questions.

**Search Parts in this Series**

[5273Series](#)

**Mates With**

[5195](#) SPOX™ Crimp Housing. [5239](#) KK® Crimp Housing

Plating min: Termination (µm)	5
Polarized to PCB	No
Shrouded	Partial
Stackable	No
Surface Mount Compatible (SMC)	No
Temperature Range - Operating	-40°C to +105°C
Termination Interface: Style	Through Hole

**Electrical**

Current - Maximum per Contact	7A
Voltage - Maximum	250V

**Material Info**

Old Part Number	5273-05A
-----------------	----------

**Reference - Drawing Numbers**

Packaging Specification	SPK-5273-001
Product Specification	PS-5195-001, PS-5195-005, PS-5239-002, PS-5239-004, PS-5239-006, PS-5239-007, PS-5273-003, PS-5273-004, RPS-5195-002, RPS-5239-001
Sales Drawing	SD-5273-001

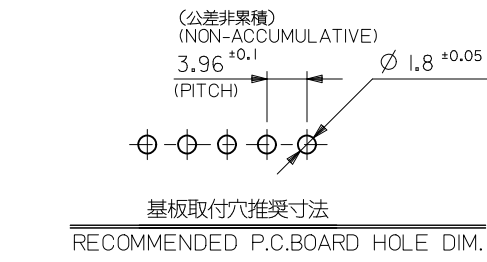
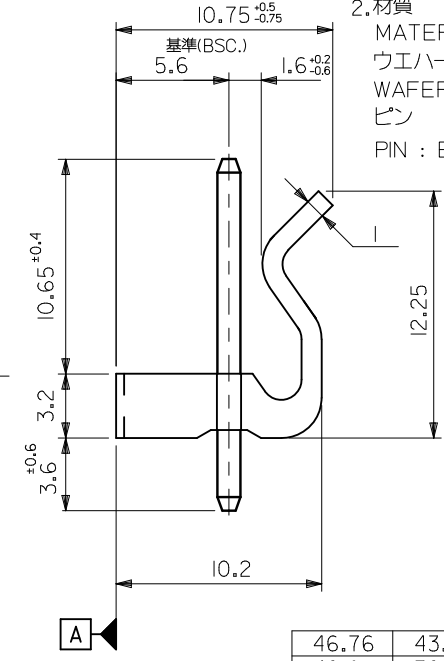
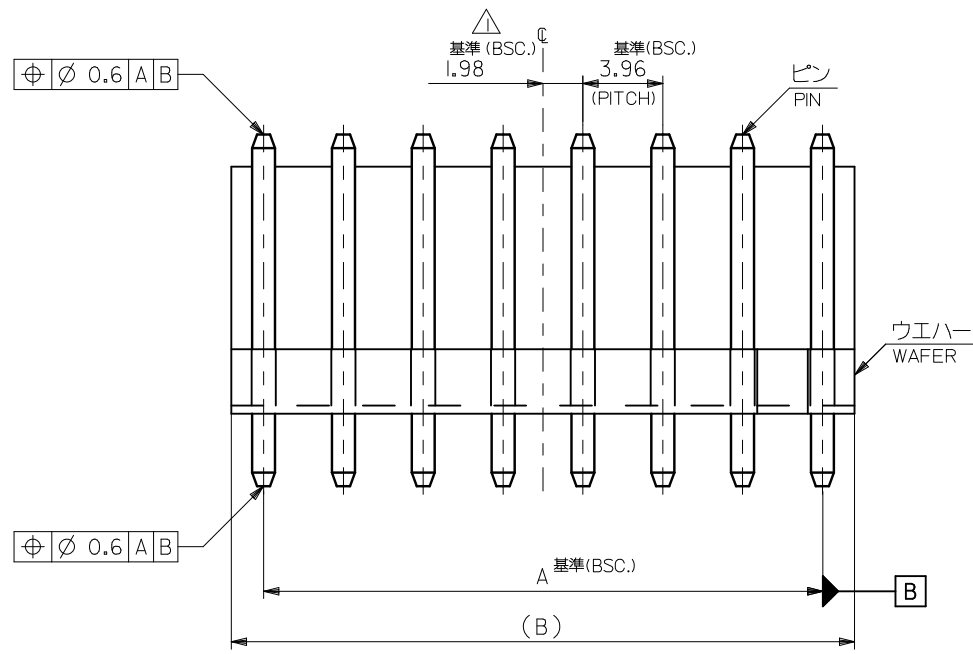
This document was generated on 05/24/2010

**PLEASE CHECK [WWW.MOLEX.COM](http://WWW.MOLEX.COM) FOR LATEST PART INFORMATION**

注記  
NOTES

△全極数が偶数の場合のみ適用。  
TO BE APPLIED ONLY WHEN ALL CKTS ARE EVEN.

2.材質  
MATERIAL  
ウエハー : 66ナイロン, UL 94V-2  
WAFER : 66NYLON, UL-94V-2  
ピン : 黄銅, 銅下地錫メッキ (□1.14X17.45)  
PIN : BRASS, TIN OVER COPPER PLATING (□1.14X17.45)



46.76	43.56	09-65-2128	5273-12A	12
42.8	39.6	▲ -2118	▲ -11A	11
38.84	35.64	-2108	-10A	10
34.88	31.68	-2098	-09A	9
30.92	27.72	-2088	-08A	8
26.96	23.76	-2078	-07A	7
23	19.8	-2068	-06A	6
19.04	15.84	-2058	-05A	5
15.08	11.88	-2048	-04A	4
11.12	7.92	▼ -2038	▼ -03A	3
7.16	3.96	09-65-2028	5273-02A	2
B	A	オーダー番号 (EDP NO.) ORDER NO. (EDP NO.)	ENG. NO.	極数 CKTS

REVISED EC NO.: J2009-2884 DRWN: YSHIBATA 2009/06/23 CHKD: THARUYAMA 2010/03/15 APPR: NUKITA 2010/03/15	GENERAL TOLERANCES (UNLESS SPECIFIED)		DIMENSION STYLE MM ONLY		SCALE ---		DESIGN UNITS METRIC		THIRD ANGLE PROJECTION	
	10 UNDER	±0.2	DRAWN BY S. MOCHIZUKI	DATE 1989/05/12	TITLE KK 3.96 WAFER ASSY WITH LOCK					
	10 OVER 30 UNDER	±0.25	CHECKED BY H.H.	DATE 1991/04/10	MOLEX INCORPORATED					
	30 OVER	±0.3	APPROVED BY M. ENOMOTO	DATE 1991/04/10	DOCUMENT NO. SD-5273-001					
REV	DESCRIPTION	ANGULAR ±3 °	DRAFT WHERE APPLICABLE MUST REMAIN WITHIN DIMENSIONS		SIZE A3		SHEET NO. 1 OF 1			