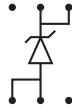


CMKTC825A
CMKTC825E

**SURFACE MOUNT
TEMPERATURE COMPENSATED
SILICON ZENER DIODE**

ULTRAmulti™



SOT-363 CASE

Central
Semiconductor Corp.

www.centrasemi.com

DESCRIPTION:

The CENTRAL SEMICONDUCTOR CMKTC825A and CMKTC825E are 6.2 volt, temperature compensated Zener reference diodes. These devices are ideal for applications requiring long term voltage stability over the specified temperature range.

CMKTC825A MARKING CODE: CT25

CMKTC825E MARKING CODE: C25E

MAXIMUM RATINGS: ($T_A=25^\circ\text{C}$)

Power Dissipation

SYMBOL

P_D

325

UNITS

mW

Operating and Storage Junction Temperature

T_J, T_{stg}

-65 to +150

$^\circ\text{C}$

Tolerance

± 5

%

ELECTRICAL CHARACTERISTICS: ($T_A=25^\circ\text{C}$ unless otherwise noted)

SYMBOL	TEST CONDITIONS	MIN	NOM	MAX	UNITS
V_Z	$I_Z=7.5\text{mA}$	5.89	6.20	6.51	V
Z_Z	$I_Z=7.5\text{mA}$			20	Ω
ΔV_Z^*	$I_Z=7.5\text{mA}$ (CMKTC825A)			44	mV
ΔV_Z^*	$I_Z=7.5\text{mA}$ (CMKTC825E)			20	mV

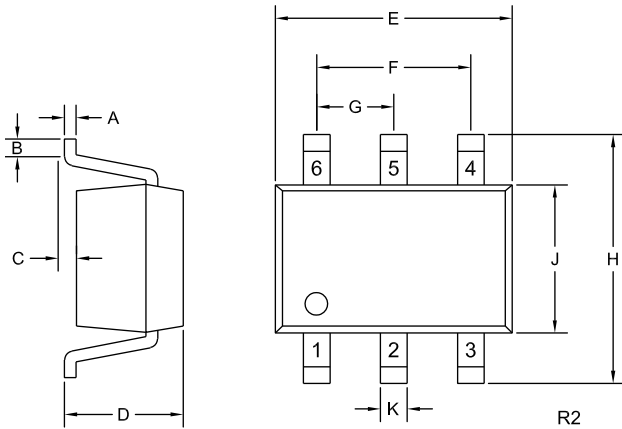
* The maximum allowable voltage change observed at the specified temperatures of -55°C , 0°C , 25°C , 75°C , and 100°C

CMKTC825A
CMKTC825E

SURFACE MOUNT
TEMPERATURE COMPENSATED
SILICON ZENER DIODE



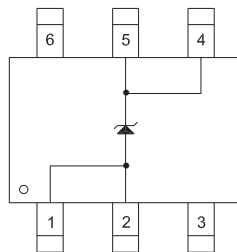
SOT-363 CASE - MECHANICAL OUTLINE



SYMBOL	INCHES		MILLIMETERS	
	MIN	MAX	MIN	MAX
A	0.004	0.010	0.10	0.25
B	0.005	-	0.12	-
C	0.000	0.004	0.00	0.10
D	0.031	0.043	0.80	1.10
E	0.071	0.087	1.80	2.20
F	0.051		1.30	
G	0.026		0.65	
H	0.075	0.091	1.90	2.30
J	0.043	0.055	1.10	1.40
K	0.006	0.012	0.15	0.30

SOT-363 (REV: R2)

PIN CONFIGURATION



LEAD CODE:

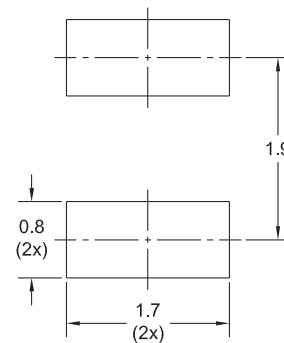
- 1) Anode
- 2) Anode
- 3) NC
- 4) Cathode
- 5) Cathode
- 6) NC

MARKING CODES:

CMKTC825A: CT25
CMKTC825E: C25E

SUGGESTED MOUNTING PADS

(Dimensions in mm)



R5 (13-January 2010)