



BD840YT~BD8200YT

THROUGH HOLE MOUNT SCHOTTKY BARRIER RECTIFIERS

VOLTAGE 40 to 200 Volts **CURRENT** 8 Ampere

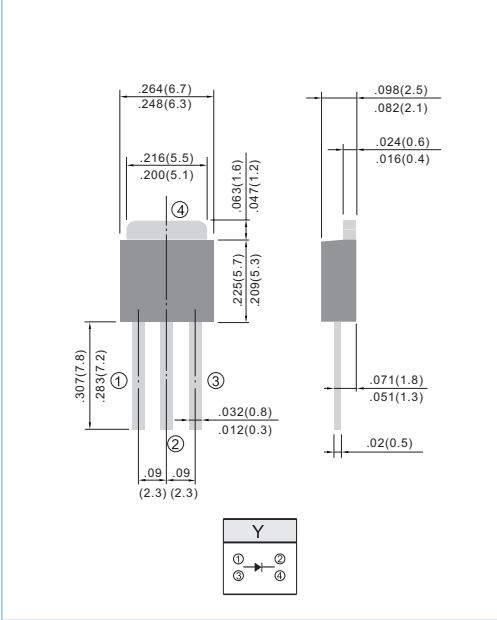
TO-251AB Unit : inch (mm)

FEATURES

- Plastic package has Underwriters Laboratory Flammability Classification 94V-O
- For surface mounted applications
- Low profile package
- Built-in strain relief
- Low power loss, High efficiency
- High surge capacity
- In compliance with EU RoHS 2002/95/EC directives

MECHANICAL DATA

- Case: TO-251AB molded plastic
- Terminals: Solder plated, solderable per MIL-STD-750, Method 2026
- Polarity: As marking
- Standard packaging: 16mm tape (EIA-481)
- Weight: 0.0104 ounces, 0.297grams.



MAXIMUM RATINGS AND ELECTRICAL CHARACTERISTICS

Ratings at 25°C ambient temperature unless otherwise specified. Resistive or inductive load.

PARAMETER	SYMBOL	BD840YT	BD845YT	BD850YT	BD860YT	BD880YT	BD890YT	BD8100YT	BD8150YT	BD8200YT	UNITS
Maximum Recurrent Peak Reverse Voltage	V_{RRM}	40	45	50	60	80	90	100	150	200	V
Maximum RMS Voltage	V_{RMS}	28	31.5	35	42	56	63	70	105	140	V
Maximum DC Blocking Voltage	V_{DC}	40	45	50	60	80	90	100	150	200	V
Maximum Average Forward Current (See Figure 1)	$I_{F(AV)}$	8									A
Peak Forward Surge Current :8.3ms single half sine-wave superimposed on rated load(JEDEC method)	I_{FSM}	85									A
Maximum Forward Voltage at 8.0A	V_F	0.70		0.75		0.80		0.90			V
Maximum DC Reverse Current $T_J=25^{\circ}C$ at Rated DC Blocking Voltage $T_J=100^{\circ}C$	I_R					0.05					mA
						20					
Typical Thermal Resistance	$R_{\theta JC}$					5					$^{\circ}C / W$
Operating Junction and Storage Temperature Range	T_J, T_{STG}	-55 to +150				-65 to +175					$^{\circ}C$

PRELIMINARY



BD840YT~BD8200YT

RATING AND CHARACTERISTIC CURVES

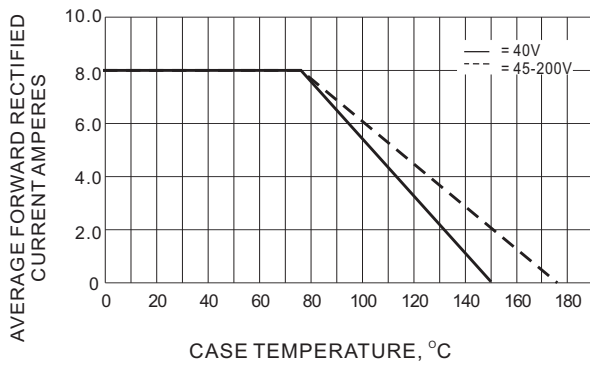


Fig.1- FORWARD CURRENT DERATING CURVE

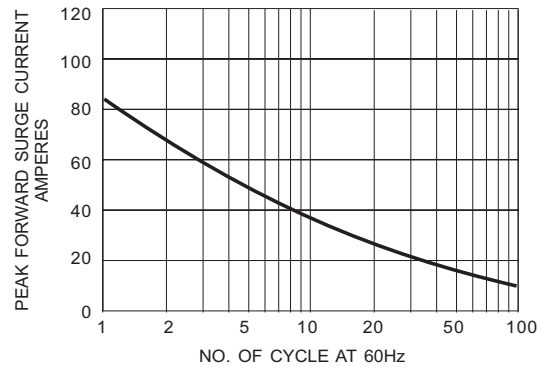


Fig.2- MAXIMUM NON - REPETITIVE SURGE CURRENT

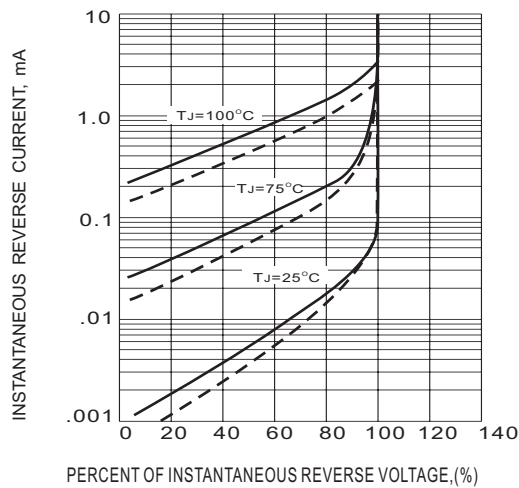


Fig.3- TYPICAL REVERSE CHARACTERISTICS

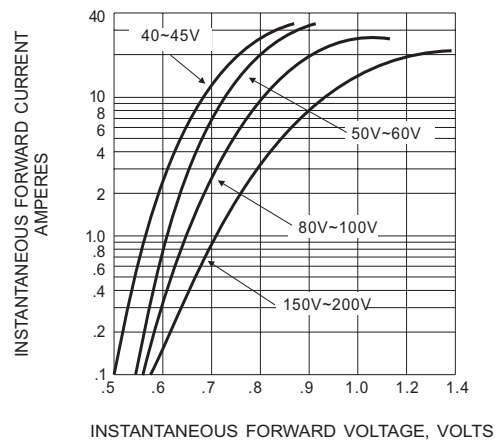


Fig.4- TYPICAL INSTANTANEOUS FORWARD CHARACTERISTICS

PRELIMINARY