

**PLEASE CHECK WWW.MOLEX.COM FOR LATEST PART INFORMATION**

**Part Number:** [0901230112](#)  
**Status:** **Active**  
**Overview:** [cgrid\\_iii](#)  
**Description:** 2.54mm (.100") Pitch C-Grid III™ Modular Crimp Housing - Single Row, 2 Polarizing Buttons, 12 Circuits

**Documents:**

[3D Model](#)  
[Drawing \(PDF\)](#)

[RoHS Certificate of Compliance \(PDF\)](#)

**General**

Product Family	Crimp Housings
Series	<a href="#">90123</a>
Comments	2 Polarizing Buttons
Overview	<a href="#">cgrid_iii</a>
Product Name	C-Grid III™

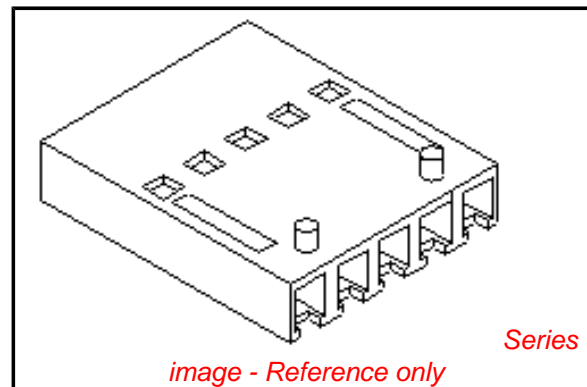
**Physical**

Circuits (maximum)	12
Color - Resin	Black
Gender	Female
Glow-Wire Compliant	No
Material - Resin	PPO
Number of Rows	1
Packaging Type	Bag
Panel Mount	No
Pitch - Mating Interface (in)	0.100 In
Pitch - Mating Interface (mm)	2.54 mm
Stackable	Yes
Temperature Range - Operating	-55°C to +105°C

**Material Info**

**Reference - Drawing Numbers**

Sales Drawing	SD-90123
---------------	----------



**EU RoHS**

**ELV and RoHS Compliant**  
**REACH SVHC**  
 Not Reviewed  
**Halogen-Free Status**

**China RoHS**



**Need more information on product environmental compliance?**

Email [productcompliance@molex.com](mailto:productcompliance@molex.com)  
 For a multiple part number RoHS Certificate of Compliance, [click here](#)

Please visit the [Contact Us](#) section for any non-product compliance questions.

**Search Parts in this Series**

[90123Series](#)

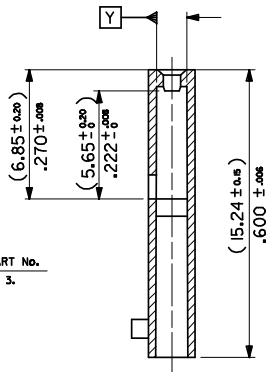
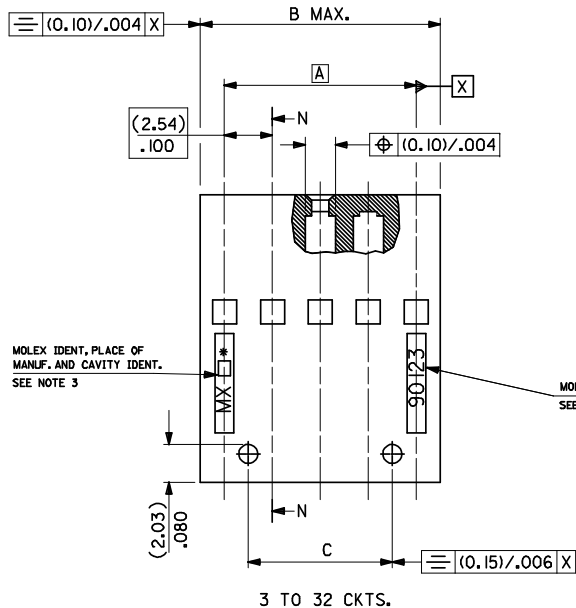
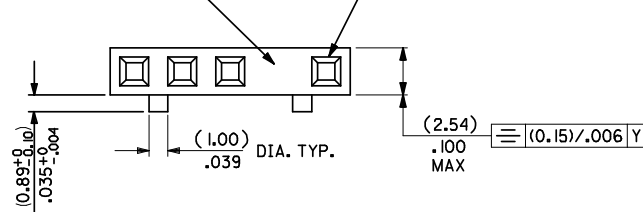
**Mates With**

C-Grid III™ Header [90120](#) , [90121](#) , C-Grid III™ Header [90136](#)

**Use With**

[90119](#) C-Grid III™ Crimp Terminal

SEE SHT 2 FOR VOIDED OPTIONS



SECTION N-N  
(THROUGH VOIDS WHERE APPLICABLE)

NO. OF CKTS	PART NUMBER		DIM A	DIM B	DIM C
	2 BUTT'S	4 BUTT'S			
2	90123-0102	90123-0202	(2.54)/0.100	(5.08)/0.200	---
3	90123-0103	90123-0203	(5.08)/0.200	(7.62)/0.300	(2.54)/0.100
4	90123-0104	90123-0204	(7.62)/0.300	(10.16)/0.400	(5.08)/0.200
5	90123-0105	90123-0205	(10.16)/0.400	(12.70)/0.500	(7.62)/0.300
6	90123-0106	90123-0206	(12.70)/0.500	(15.24)/0.600	(10.16)/0.400
7	90123-0107	90123-0207	(15.24)/0.600	(17.78)/0.700	(12.70)/0.500
8	90123-0108	90123-0208	(17.78)/0.700	(20.32)/0.800	(15.24)/0.600
9	90123-0109	90123-0209	(20.32)/0.800	(22.86)/0.900	(17.78)/0.700
10	90123-0110	90123-0210	(22.86)/0.900	(25.40)/1.000	(20.32)/0.800
11	90123-0111	90123-0211	(25.40)/1.000	(27.94)/1.100	(22.86)/0.900
12	90123-0112	90123-0212	(27.94)/1.100	(30.48)/1.200	(25.40)/1.000
13	90123-0113	90123-0213	(30.48)/1.200	(33.02)/1.300	(27.94)/1.100
14	90123-0114	90123-0214	(33.02)/1.300	(35.56)/1.400	(30.48)/1.200
15	90123-0115	90123-0215	(35.56)/1.400	(38.10)/1.500	(33.02)/1.300
16	90123-0116	90123-0216	(38.10)/1.500	(40.64)/1.600	(35.56)/1.400
17	90123-0117	90123-0217	(40.64)/1.600	(43.16)/1.700	(38.10)/1.500
18	90123-0118	90123-0218	(43.18)/1.700	(45.72)/1.800	(40.64)/1.600
19	90123-0119	90123-0219	(45.72)/1.800	(48.26)/1.900	(43.18)/1.700
20	90123-0120	90123-0220	(48.26)/1.900	(50.80)/2.000	(45.72)/1.800
21	90123-0121	90123-0221	(50.80)/2.000	(53.34)/2.100	(48.26)/1.900
22	90123-0122	90123-0222	(53.34)/2.100	(55.88)/2.200	(50.80)/2.000
23	90123-0123	90123-0223	(55.88)/2.200	(58.42)/2.300	(53.34)/2.100
24	90123-0124	90123-0224	(58.42)/2.300	(60.96)/2.400	(55.88)/2.200
25	90123-0125	90123-0225	(60.96)/2.400	(63.50)/2.500	(58.42)/2.300
26	90123-0126	90123-0226	(63.50)/2.500	(66.04)/2.600	(60.96)/2.400
27	90123-0127	90123-0227	(66.04)/2.600	(68.58)/2.700	(63.50)/2.500
28	90123-0128	90123-0228	(68.58)/2.700	(71.12)/2.800	(66.04)/2.600
29	90123-0129	90123-0229	(71.12)/2.800	(73.66)/2.900	(68.58)/2.700
30	90123-0130	90123-0230	(73.66)/2.900	(76.20)/3.000	(71.12)/2.800
31	90123-0131	90123-0231	(76.20)/3.000	(78.74)/3.100	(73.66)/2.900
32	90123-0132	90123-0232	(78.74)/3.100	(81.28)/3.200	(76.20)/3.000

NOTES:

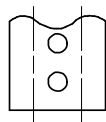
- MATERIAL: POLYPHENYLENE OXIDE 94 VI  
COLOUR BLACK.
- BUTTONS ARE LOCATED BETWEEN CIRCUITS 1 & 2 AND N-1 & N (WHERE N IS THE NUMBER OF CIRCUITS)
- PART NO. AND CAVITY I.D. TO BE (1.00)/.040 HIGH AND RAISED (0.07)/.003 IN A (0.15)/.006 DEEP WELL
- PRODUCT SPECIFICATION: PS-99020-0001

90123 - 0 \* \* \*  
INDICATES NO. OF CIRCUITS  
INDICATES NO. OF BUTTONS.  
1 - 2 BUTTONS  
2 - 4 BUTTONS

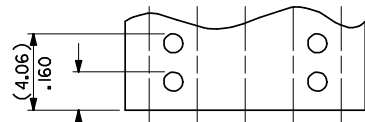
90123 - 9 9 \* \*  
VOIDED OPTIONS, PER SHT 2.

2 CKTS ONLY.

2 POLARISING BUTTON VERSION



2 CKTS ONLY.



4 POLARISING BUTTON VERSION

ADDED NOTE 4 EC NO: E2008-0466 DRAWN: K I ERMAN 2008/03/12 CHKD: 2008/03/18 APPR: B MAGUIRE 2008/03/18	DESCRIPTION	QUALITY SYMBOLS	GENERAL TOLERANCES (UNLESS SPECIFIED)	DIMENSION STYLE	SCALE	DESIGN UNITS	THIRD ANGLE PROJECTION								
		<p>▽=0</p> <p>▽/0</p>	<table border="1"> <tr><th>mm</th><th>INCH</th></tr> <tr><td>4 PLACES ±---</td><td>±---</td></tr> <tr><td>3 PLACES ±---</td><td>±.004</td></tr> <tr><td>2 PLACES ±0.10</td><td>±---</td></tr> <tr><td>1 PLACE ±---</td><td>±---</td></tr> </table>	mm	INCH	4 PLACES ±---	±---	3 PLACES ±---	±.004	2 PLACES ±0.10	±---	1 PLACE ±---	±---	MM/IN	5:1
mm	INCH														
4 PLACES ±---	±---														
3 PLACES ±---	±.004														
2 PLACES ±0.10	±---														
1 PLACE ±---	±---														
REV			ANGULAR ±1/2°	DRAWN BY DB	DATE	TITLE									
			DRAFT WHERE APPLICABLE MUST REMAIN WITHIN DIMENSIONS	CHECKED BY J DENNEHY	DATE 2006/05/22	C-GRID III SINGLE ROW MODULAR CRIMP CONNECTOR HOUSING									
				APPROVED BY J DENNEHY	DATE 2006/05/22	Molex MOLEX INCORPORATED									
				MATERIAL NO.	DOCUMENT NO.	SHEET NO.									
				SEE CHART	SD-90123	1 OF 2									
				SIZE A2	THIS DRAWING CONTAINS INFORMATION THAT IS PROPRIETARY TO MOLEX INCORPORATED AND SHOULD NOT BE USED WITHOUT WRITTEN PERMISSION										