

PLEASE CHECK WWW.MOLEX.COM FOR LATEST PART INFORMATION

Part Number: [0930510032](#)
Status: **Active**
Overview: [rast_25_connector_system](#)
Description: 5.00mm (.196") Pitch Appli-Mate RAST 2.5 Female Connector, Glow Wire Compliant, 2 Circuits, Natural, Open Endwalls, Position A, B & C Removed, with Blue Stripe

Documents:

[Drawing \(PDF\)](#) [RoHS Certificate of Compliance \(PDF\)](#)
[Product Specification PS-99020-0040 \(PDF\)](#)

Agency Certification

CSA LR19980
 UL E29179

General

Product Family IDT and Solder Connectors
 Series [93051](#)
 Comments With Blue Stripe
 Crimp Quality Equipment Yes
 Overview [rast_25_connector_system](#)
 Product Name RAST 2.5
 Use With RAST Standard Interface

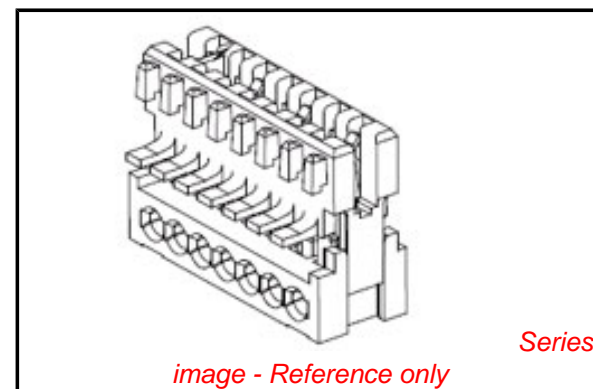
Physical

Circuits (Loaded) 2
 Circuits (maximum) 2
 Color - Resin Natural
 Durability (mating cycles max) 10
 Flammability 94V-2
 Gender Female
 Glow-Wire Compliant Yes
 Lock to Mating Part Yes
 Material - Metal Phosphor Bronze
 Material - Plating Mating Tin
 Material - Plating Termination Tin
 Material - Resin Polyester
 Number of Rows 1
 Packaging Type Tray
 Panel Mount No
 Pitch - Mating Interface (in) 0.198 In
 Pitch - Mating Interface (mm) 5.00 mm
 Pitch - Term. Interface (in) 0.198 In
 Pitch - Term. Interface (mm) 5.00 mm
 Plating min: Mating (µin) 40
 Plating min: Mating (µm) 1.00
 Plating min: Termination (µin) 40
 Plating min: Termination (µm) 1.00
 Polarized to Mating Part No
 Temperature Range - Operating -20C TO +120C
 Termination Interface: Style IDT or Pierce
 Wire Size AWG 22, 24

Electrical

Current - Maximum per Contact 2A
 Voltage - Maximum 250V AC

Material Info



EU RoHS

ELV and RoHS Compliant
REACH SVHC Contains SVHC: No
Halogen-Free Status
Not Reviewed

China RoHS



Need more information on product environmental compliance?

Email productcompliance@molex.com
 For a multiple part number RoHS Certificate of Compliance, [click here](#)

Please visit the [Contact Us](#) section for any non-product compliance questions.

Search Parts in this Series

[93051Series](#)

Mates With

[Appli-Mate RAST 2.5 Header 93071](#)

Reference - Drawing Numbers

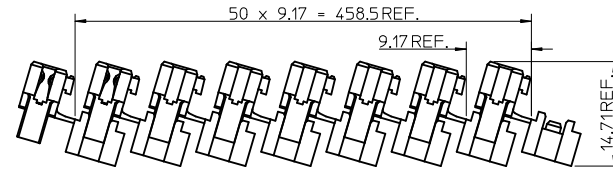
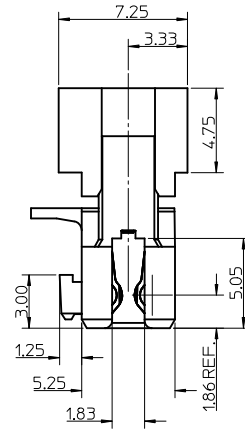
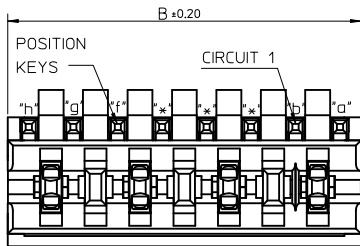
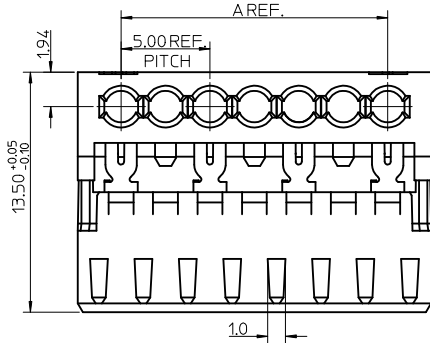
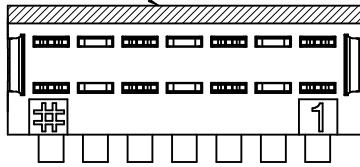
Application Specification
Packaging Specification
Product Specification
Sales Drawing

AS-99033-0008
PK-90871-001
PS-99020-0040
SD-93051-001

This document was generated on 06/07/2010

PLEASE CHECK WWW.MOLEX.COM FOR LATEST PART INFORMATION

POSITION OF COLOUR STRIPE (see note 3)

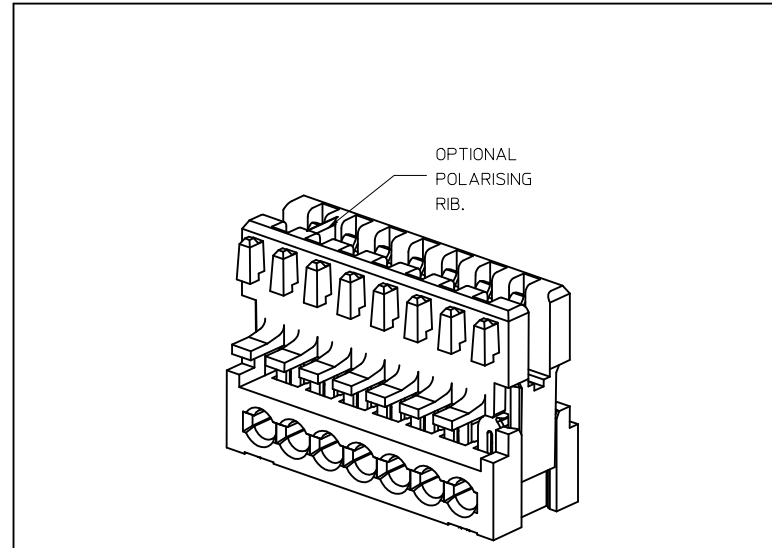


SHIPPING ARRANGEMENT SCALE 2:1

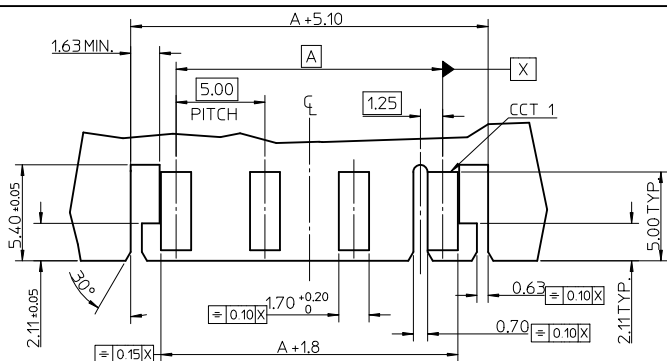
CCT	"A"	"B"
2	5.0	9.875
3	10.0	14.875
4	15.0	19.875
5	20.0	24.875
6	25.0	29.875
7	30.0	34.875

NOTES:

- REFER TO PRODUCT SPECIFICATION: PS-99020-0040.
- MATERIAL: HOUSING - POLYESTER (PBT) UL94-V2, COLOUR: NATURAL.
TERMINAL: PHOSPHOR BRONZE 0.30 REF. THICK - PLATING HOT TIN DIP.
- COLOUR STRIPE IS OPTIONAL. AVAILABLE IN THE FOLLOWING COLOURS: RED, GREEN, BLUE. (BLACK SIGNIFIES CUSTOMER SPECIFIC CONFIGURATION).
- REFER TO PACKAGING SPEC (PK-90871-001)
- REFER TO APPLICATION SPEC (AS-99033-0008)
- FOR CIRCUIT SIZES LARGER THAN 7CCT - CONTACT ENG. DEPT.



OPEN END WALLS OPTION.



- PCB LAYOUT FOR 4CCT (5mm) CONNECTOR (WITH OPTIONAL POSITIONAL RIB SLOT BETWEEN CCT 1 & 2)
- RECOMMENDED PCB THICKNESS 1.5±0.14

ADDED PART NOS EC NO: E2010-0280 DRAWN: TOURISH 2010/02/02 CHKD: BRITTLE 2007/07/10 APPR: BMAGUIRE 2010/04/01	QUALITY SYMBOLS ▽=0 ▽=0	GENERAL TOLERANCES (UNLESS SPECIFIED)		DIMENSION STYLE MM ONLY		SCALE 5:1	DESIGN UNITS METRIC	THIRD ANGLE PROJECTION
		4 PLACES ± --- ± --- 3 PLACES ± 0.05 ± --- 2 PLACES ± 0.10 ± --- 1 PLACE ± 0.2 ± --- ANGULAR ± 1/2°	mm INCH	DRAWN BY TOURISH	DATE 2007/07/09	TITLE APPLI-MATE 2.5 FEMALE G.W.T. 750 VERSION 5MM PITCH	MOLEX INCORPORATED	SHEET NO. 1 OF 2
DRAFT WHERE APPLICABLE MUST REMAIN WITHIN DIMENSIONS	SEE CHART	APPROVED BY BMAGUIRE	DATE 2010/03/30	MATERIAL NO. SD-93051-001	THIS DRAWING CONTAINS INFORMATION THAT IS PROPRIETARY TO MOLEX INCORPORATED AND SHOULD NOT BE USED WITHOUT WRITTEN PERMISSION			

2 CIRCUIT					
MOLEX PART NO.	REMOVED POSITION KEYS	CONFIGURATION (SEE NOTE ①)	ENDWALLS	POLARIZING RB	COLOR STRIPE
93051-0001	NONE		OPEN	NONE	RED
93051-0002	NONE		OPEN	NONE	NONE
93051-0003	a		OPEN	NONE	NONE
93051-0004	b		OPEN	NONE	BLUE
93051-0005	c		OPEN	NONE	NONE
93051-0006	c		OPEN	NONE	BLACK
93051-0007	b d		OPEN	NONE	BLUE
93051-0008	b c		OPEN	NONE	BLUE
93051-0012	a b		OPEN	NONE	NONE
93051-0013	b d		OPEN	NONE	NONE
93051-0014	b		OPEN	NONE	NONE
93051-0015	b c		OPEN	NONE	NONE
93051-0017	a d		OPEN	NONE	NONE
93051-0018	a c		OPEN	NONE	NONE
93051-0019	a d		OPEN	BETWEEN HSG CCT 1&2	NONE
93051-0020	d		OPEN	NONE	BLUE
93051-0021	c d		OPEN	NONE	RED
93051-0024	a d		OPEN	NONE	BLUE
93051-0025	a b		OPEN	NONE	BLUE
93051-0026	c		1ST OPEN Last Closed	NONE	NONE
93051-0027	a c d		OPEN	NONE	NONE
93051-0028	d		OPEN	NONE	NONE
93051-0029	ALL		OPEN	NONE	NONE
93051-0030	c d		OPEN	NONE	NONE
93051-0031	ALL		OPEN	NONE	BLACK
93051-0032	a b c		OPEN	NONE	BLUE
93051-0033	a c		1ST OPEN Last Closed	NONE	NONE

3 CIRCUIT					
MOLEX PART NO.	REMOVED POSITION KEYS	CONFIGURATION (SEE NOTE ①)	ENDWALLS	POLARIZING RB	COLOR STRIPE
93051-1001	NONE		OPEN	NONE	NONE
93051-1002	c d f		OPEN	NONE	NONE
93051-1003	a d e		OPEN	NONE	NONE
93051-1004	d e f		OPEN	NONE	NONE
93051-1005	b c d		OPEN	NONE	NONE
93051-1006	a b d		OPEN	NONE	NONE
93051-1007	a d e f		OPEN	NONE	NONE
93051-1008	b c e		OPEN	NONE	NONE
93051-1009	a c d		OPEN	NONE	NONE

4 CIRCUIT					
MOLEX PART NO.	REMOVED POSITION KEYS	CONFIGURATION (SEE NOTE ①)	ENDWALLS	POLARIZING RB	COLOR STRIPE
93051-2001	NONE		OPEN	NONE	NONE
93051-2002	ALL		OPEN	NONE	NONE
93051-2003	b c d f		OPEN	NONE	NONE
93051-2004	d e f g		OPEN	NONE	NONE
93051-2005	a b e f h		OPEN	NONE	NONE
93051-2006	d e f g h		OPEN	NONE	NONE
93051-2007	c d		OPEN	NONE	NONE
93051-2008	b c d e		OPEN	NONE	NONE

NOTES
 ① + DENOTES TERMINAL VOIDED POSITION
 ● DENOTES TERMINAL LOADED POSITION
 | DENOTES POLARIZING RB POSITION

5 CIRCUIT					
MOLEX PART NO.	REMOVED POSITION KEYS	CONFIGURATION (SEE NOTE ①)	ENDWALLS	POLARIZING RB	COLOR STRIPE
93051-3001	NONE		OPEN	NONE	NONE
93051-3002	c e f h		OPEN	NONE	NONE
93051-3003	b d f g i		OPEN	NONE	NONE
93051-3004	c e g h		OPEN	NONE	NONE

6 CIRCUIT					
MOLEX PART NO.	REMOVED POSITION KEYS	CONFIGURATION (SEE NOTE ①)	ENDWALLS	POLARIZING RB	COLOR STRIPE
93051-4001	NONE		OPEN	NONE	NONE
93051-4002	d e f g h i		OPEN	NONE	NONE
93051-4003	c d e h i j		OPEN	NONE	NONE
93051-4004	a b e f g h i k l		OPEN	NONE	NONE
93051-4005	a b e f h i k		OPEN	NONE	NONE
93051-4006	b c f g j k		OPEN	NONE	NONE
93051-4007	a d e f g h i l		OPEN	NONE	NONE

7 CIRCUIT					
MOLEX PART NO.	REMOVED POSITION KEYS	CONFIGURATION (SEE NOTE ①)	ENDWALLS	POLARIZING RB	COLOR STRIPE
93051-5001	NONE		OPEN	NONE	NONE
93051-5002	c d g h i j k		OPEN	NONE	NONE

SEE SHEET 1 ECN: E207-0280 ECN NO: 20070710 CHECKED BY: J APPROVED BY: J	QUALITY SYMBOLS	GENERAL TOLERANCES (UNLESS SPECIFIED)	DIMENSION STYLE	SCALE	DESIGN UNITS	THIRD ANGLE PROJECTION	
	$\nabla = \emptyset$ $\nabla = \emptyset$ $\nabla = \emptyset$	4 PLACES ± --- 3 PLACES ± 0.05 ± --- 2 PLACES ± 0.10 ± --- 1 PLACE ± 0.2 ± --- ANGULAR ± 1/2°	mm INCH --- --- --- ---	MM ONLY DRAWN BY: ITOURISH DATE: 2007/07/09 CHECKED BY: DATE: 2007/07/10 NMCNAMARA APPROVED BY: DATE: 2010/03/30 BMAGUIRE	1:1	METRIC	
	DRAFT WHERE APPLICABLE MUST REMAIN WITHIN DIMENSIONS		SEE CHARTS	MATERIAL NO. SD-93051-001		DOCUMENT NO. 2 OF 2	SHEET NO. 2 OF 2
	INCORPORATED AND SHOULD NOT BE USED WITHOUT WRITTEN PERMISSION						APPLI-MATE 2.5 FEMALE G.W.T. 750 VERSION SMM PITCH MOLEX INCORPORATED