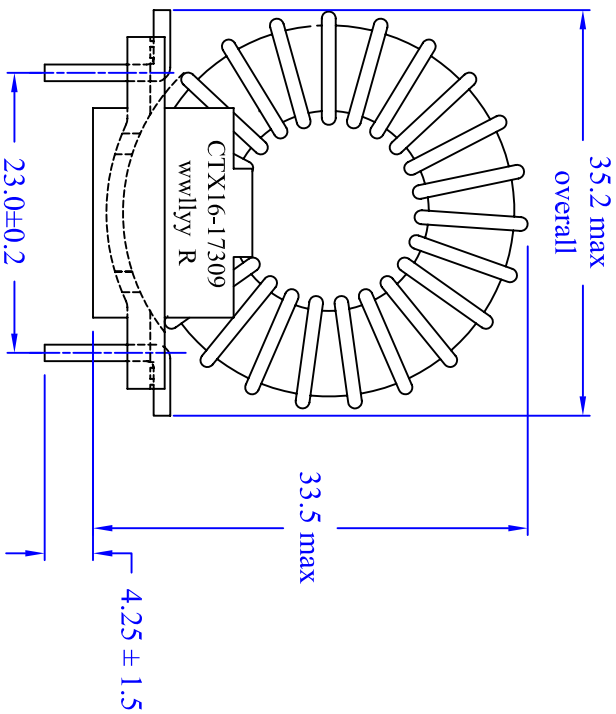
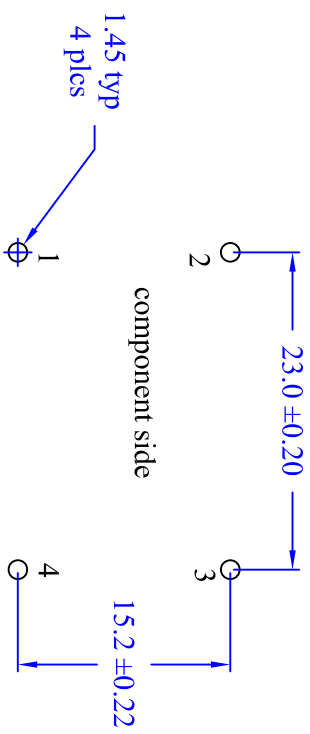


FRONT VIEW



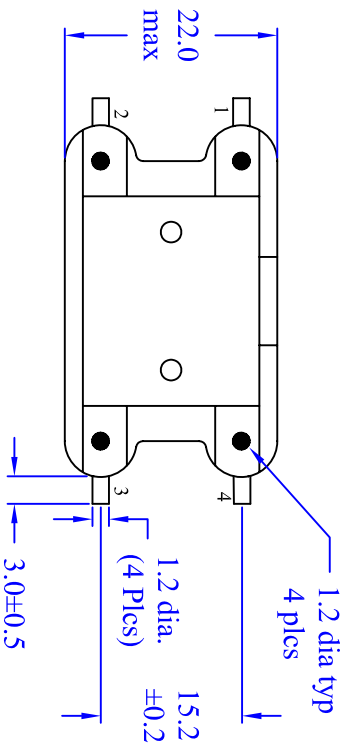
RECOMMENDED PCB LAYOUT



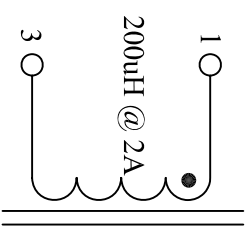
ELECTRICAL CHARACTERISTICS

1. OCL @ 100KHz, 0.10Vrms & 0.0A dc. 194.0- 225.0 uH.
2. OCL @ 100KHz, 0.10Vrms & 2.0A dc. 192.0 uH min
3. DCR @ 20°C pins (1 - 3); 0.225 Ohm maximum.

BOTTOM VIEW



SCHEMATIC



Notes:

- 1) All Dimensions are in millimeters unless otherwise specified.
- 2) Tolerances are +/- 0.3mm unless stated otherwise.
- 3) wwilly = (Date Code) R= (Revision Level)
- 4) RoHS Compliant

Cooper Electronic Technologies

1225 Broken Sound Pkwy NW Suite F Boca Raton, FL 33487

Inductor, Boost PFC
85 - 240Vac : 390V, 200 Watts

100KHz, 200uH @ 2.0 A
Toroid, Vertical THT, 4term

Size Drawing Number: CTX16-17309

A Revision Level: B Sheet 3 of 6