

PLEASE CHECK WWW.MOLEX.COM FOR LATEST PART INFORMATION

Part Number: [0022272101](#)
Status: **Active**
Overview: [kk](#)
Description: 2.54mm (.100") Pitch KK® Wire-to-Board Header, Vertical, with Friction Lock, 10 Circuits, Tin (Sn) Plating

Documents:

3D Model	Product Specification PS-99020-0088 (PDF)
Drawing (PDF)	RoHS Certificate of Compliance (PDF)
Product Specification PS-10-07 (PDF)	

Agency Certification

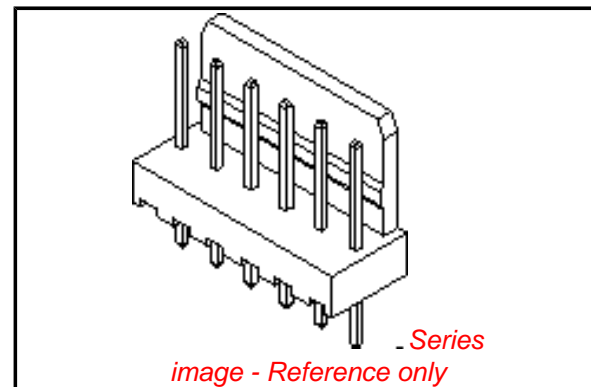
CSA	LR19980
UL	E29179

General

Product Family	PCB Headers
Series	6410
Application	Wire-to-Board
Overview	kk
Product Name	KK®

Physical

Breakaway	No
Circuits (Loaded)	10
Circuits (maximum)	10
Color - Resin	Natural (White)
First Mate / Last Break	No
Flammability	94V-0
Glow-Wire Compliant	No
Guide to Mating Part	No
Keying to Mating Part	None
Lock to Mating Part	Yes
Material - Metal	Brass
Material - Plating Mating	Tin
Material - Plating Termination	Tin
Material - Resin	Nylon
Number of Rows	1
Orientation	Vertical
PC Tail Length (in)	0.140 In
PC Tail Length (mm)	3.56 mm
PCB Locator	No
PCB Retention	None
PCB Thickness Recommended (in)	0.063 In
PCB Thickness Recommended (mm)	1.60 mm
Packaging Type	Bag
Pitch - Mating Interface (in)	0.100 In
Pitch - Mating Interface (mm)	2.54 mm
Pitch - Term. Interface (in)	0.100 In
Pitch - Term. Interface (mm)	2.54 mm
Plating min: Mating (µin)	200
Plating min: Mating (µm)	5
Plating min: Termination (µin)	200
Plating min: Termination (µm)	5
Polarized to Mating Part	Yes
Polarized to PCB	No



EU RoHS

ELV and RoHS Compliant
REACH SVHC
 Not Reviewed
Halogen-Free Status

China RoHS



Need more information on product environmental compliance?

Email productcompliance@molex.com
 For a multiple part number RoHS Certificate of Compliance, [click here](#)

Please visit the [Contact Us](#) section for any non-product compliance questions.

Search Parts in this Series

[6410Series](#)

Mates With

KK® Crimp Terminal Housing [2695](#) , [6471](#)

Shrouded	Partial
Stackable	No
Surface Mount Compatible (SMC)	No
Temperature Range - Operating	0°C to +75°C
Termination Interface: Style	Through Hole

Electrical

Current - Maximum per Contact	4A
Voltage - Maximum	250V

Solder Process Data

Duration at Max. Process Temperature (seconds)	5
Lead-free Process Capability	Wave Capable (TH only)
Max. Cycles at Max. Process Temperature	3
Process Temperature max. C	230

Material Info

Old Part Number	AE-6410-10A(102)
-----------------	------------------

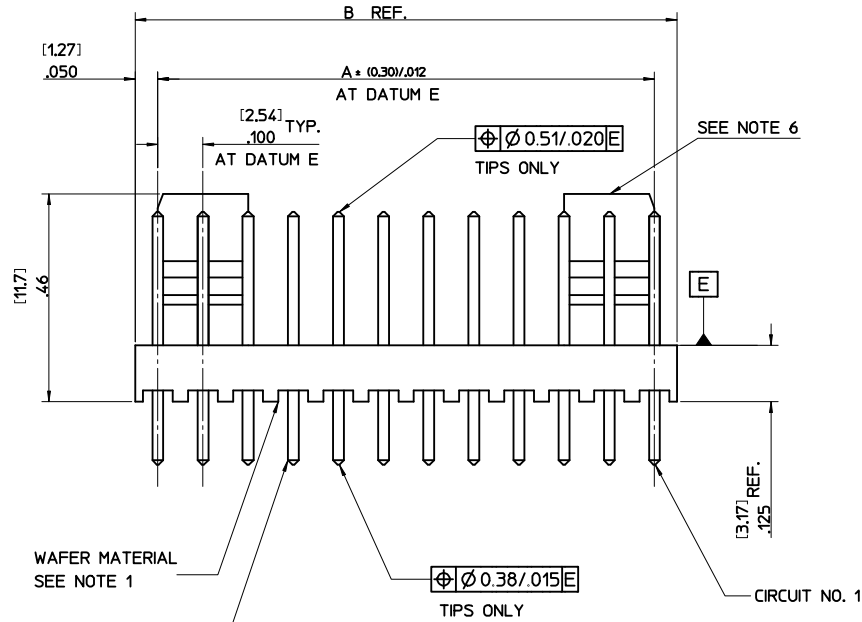
Reference - Drawing Numbers

Packaging Specification	PK-6373-001
Product Specification	PS-10-07, PS-99020-0088
Sales Drawing	SDAE-6410-N

This document was generated on 05/24/2010

PLEASE CHECK WWW.MOLEX.COM FOR LATEST PART INFORMATION

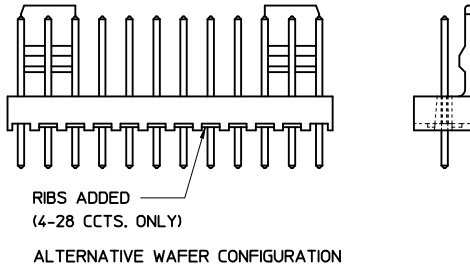
NO. OF CCTS	DIMN. "A"	DIMN. "B"
2	(2.54) .100	(5.08) .200
3	(5.08) .200	(7.62) .300
4	(7.62) .300	(10.16) .400
5	(10.16) .400	(12.70) .500
6	(12.70) .500	(15.24) .600
7	(15.24) .600	(17.78) .700
8	(17.78) .700	(20.32) .800
9	(20.32) .800	(22.86) .900
10	(22.86) .900	(25.40) 1.000
11	(25.40) 1.000	(27.94) 1.100
12	(27.94) 1.100	(30.48) 1.200
13	(30.48) 1.200	(33.02) 1.300
14	(33.02) 1.300	(35.56) 1.400
15	(35.56) 1.400	(38.10) 1.500
16	(38.10) 1.500	(40.64) 1.600
17	(40.64) 1.600	(43.18) 1.700
18	(43.18) 1.700	(45.72) 1.800
19	(45.72) 1.800	(48.26) 1.900
20	(48.26) 1.900	(50.80) 2.000
21	(50.80) 2.000	(53.34) 2.100
22	(53.34) 2.100	(55.88) 2.200
23	(55.88) 2.200	(58.42) 2.300
24	(58.42) 2.300	(60.86) 2.400
25	(60.86) 2.400	(63.50) 2.500
26	(63.50) 2.500	(66.04) 2.600
27	(66.04) 2.600	(68.58) 2.700
28	(68.58) 2.700	(71.12) 2.800



(0.64) / .025 SQ. PIN BRASS
FOR PLATING SEE SHEET 2

AE-6410- N * (*)

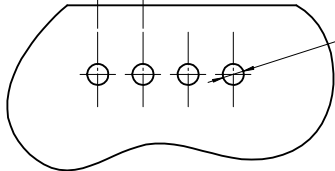
NO. OF CCTS
WAFFER ASSY. OPTION
PLATING TYPE



NOTES:

1. WAFER MATERIAL: NYLON, 94V-0
2. PIN PUSH OUT FORCE: (0.907 Kg)/2lbs MIN.
3. WAFERS STACKABLE END TO END WITH (2.54) / .100 BETWEEN END PINS
4. THIS PART CONFORMS TO MOLEX PROD. SPEC. PS99020-0088.
5. PIN SOLDERABILITY PER MOLEX SPEC. NO. 152.
6. SINGLE RAMP ON 2-6 CCTS TWO RAMP ON 7-28 CCTS, AS SHOWN.
7. PRODUCT SPECIFICATION: PS-99020-0087
8. PCB THICKNESS 1.6MM

[2.54 ± 0.05] TYP
.100 ± 0.02
NON-ACCUM.



RECOMMENDED P.C.B. HOLE DIMENSIONS
(STANDARD SERIES)

ADD VOIDED OPTION EC NO: E2009-0413 DRWN: BMAGUIRE 2009/02/24 CHKD: APPR: BMAGUIRE 2009/02/24 REV	QUALITY SYMBOLS ▽=0 ▽=0	GENERAL TOLERANCES (UNLESS SPECIFIED)		DIMENSION STYLE		SCALE	DESIGN UNITS	THIRD ANGLE PROJECTION	
		mm	INCH	MM/IN	DATE	4:1	METRIC	TITLE	
BB	DESCRIPTION	4 PLACES ± --- ± ---		DRAWN BY	DATE	T. MAHON 28/01/03	METRIC	WAFFER, FRICTION LOCK KK (2.54) / .100 FOR (0.64) / .025 SQ. PINS	
		3 PLACES ± --- ± ---		CHECKED BY	DATE				
		2 PLACES ± 0.25 ± .014		APPROVED BY	DATE				
		1 PLACE ± 0.35 ± ---		JDENNEHY	2005/03/11				
		ANGULAR ± .5 °		MATERIAL NO.					
DRAFT WHERE APPLICABLE MUST REMAIN WITHIN DIMENSIONS		SEE CHART		MOLEX INCORPORATED		SDAE-6410-N		SHEET NO. 1 OF 4	
THIS DRAWING CONTAINS INFORMATION THAT IS PROPRIETARY TO MOLEX INCORPORATED AND SHOULD NOT BE USED WITHOUT WRITTEN PERMISSION									

ENG. NO.	AE-6410-NA (102)		AE-6410-NC (102)		AE-6410-ND (102)		AE-6410-NH (102)		AE-6410-NJ (102)		AE-6410-NL (102)		
DIMN. "D"	(7.50 ±0.25) .295 ±.010		(7.14 ±0.25) .281 ±.010		(8.05 ±0.25) .317 ±.010		(7.49 ±0.25) .295 ±.010		(18.80 ±0.38) .740 ±.015		(8.50 ±0.38) .335 ±.015		
DIMN. "C"	(14.22) / .560		(20.32) / .800		(14.22) / .560		(14.98) / .590		(25.40) / 1.000		(23.80) / .937		
DIMN. "F"	(3.56) / .140 REF		(10.00) / .394 REF		(2.99) .118 REF		(4.32) / .170 REF		(3.43) / .135 REF		(12.13) / .477 REF		
PLATING	TIN MIN. (0.005)/.0002 OVER (0.0025)/.0001 COPPER MIN.		TIN MIN. (0.005)/.0002 OVER (0.0025)/.0001 COPPER MIN.		TIN MIN. (0.005)/.0002 OVER (0.0025)/.0001 COPPER MIN.		TIN MIN. (0.005)/.0002 OVER (0.0025)/.0001 COPPER MIN.		TIN MIN. (0.005)/.0002 OVER (0.0025)/.0001 COPPER MIN.		TIN MIN. (0.005)/.0002 OVER (0.0025)/.0001 COPPER MIN.		
NO. OF CIRCUITS	2	AE-6410-2A(102)	22-27-2021	AE-6410-2C(102)	38-00-6292	AE-6410-2D(102)	38-00-5882	AE-6410-2H(102)	38-00-6754	AE-6410-2J(102)	NOT TOOLED	AE-6410-2L(102)	NOT TOOLED
	3	3 A(102)	▲ 2031	3 C(102)	▲ 6293	3 D(102)	▲ 5883	3 H(102)	NOT TOOLED	3 J(102)	NOT TOOLED	L(102)	▲
	4	4 A(102)	2041	4 C(102)	6294	4 D(102)	5884	4 H(102)	22-27-2046	4 J(102)	NOT TOOLED	L(102)	
	5	5 A(102)	2051	5 C(102)	6295	5 D(102)	5885	5 H(102)	NOT TOOLED	5 J(102)	22-27-2057	L(102)	
	6	6 A(102)	2061	6 C(102)	6296	6 D(102)	5886	6 H(102)	▲	6 J(102)	NOT TOOLED	L(102)	
	7	7 A(102)	2071	7 C(102)	6297	7 D(102)	5887	7 H(102)		7 J(102)	NOT TOOLED	L(102)	
	8	8 A(102)	2081	8 C(102)	6298	8 D(102)	5888	8 H(102)		8 J(102)	22-27-2087	L(102)	
	9	9 A(102)	2091	9 C(102)	6299	9 D(102)	5889	9 H(102)		9 J(102)	NOT TOOLED	L(102)	
	10	10 A(102)	2101	10 C(102)	6300	10 D(102)	5890	10 H(102)		10 J(102)	▲	L(102)	
	11	11 A(102)	2111	11 C(102)	6301	11 D(102)	5891	11 H(102)	NOT TOOLED	11 J(102)		L(102)	
	12	12 A(102)	2121	12 C(102)	6302	12 D(102)	5892	12 H(102)	22-27-2126	12 J(102)		L(102)	
	13	13 A(102)	2131	13 C(102)	6303	13 D(102)	5893	13 H(102)	NOT TOOLED	13 J(102)		L(102)	▼
	14	14 A(102)	2141	14 C(102)	6304	14 D(102)	5894	14 H(102)	▲	14 J(102)		L(102)	NOT TOOLED
	15	15 A(102)	2151	15 C(102)	6305	15 D(102)	5895	15 H(102)		15 J(102)		L(102)	38-00-1736
	16	16 A(102)	2161	16 C(102)	6306	16 D(102)	5896	16 H(102)		16 J(102)		L(102)	NOT TOOLED
	17	17 A(102)	2171	17 C(102)	6307	17 D(102)	5897	17 H(102)		17 J(102)		L(102)	▲
	18	18 A(102)	2181	18 C(102)	6308	18 D(102)	5898	18 H(102)		18 J(102)		L(102)	
	19	19 A(102)	2191	19 C(102)	▼ 6309	19 D(102)	5899	19 H(102)		19 J(102)		L(102)	
	20	20 A(102)	2201	20 C(102)	38-00-6310	20 D(102)	5900	20 H(102)		20 J(102)		L(102)	
	21	21 A(102)	2211	21 C(102)	NOT TOOLED	21 D(102)	5901	21 H(102)		21 J(102)		L(102)	
	22	22 A(102)	2221	22 C(102)	▲	22 D(102)	5902	22 H(102)		22 J(102)		L(102)	
	23	23 A(102)	2231	23 C(102)		23 D(102)	5903	23 H(102)		23 J(102)		L(102)	
	24	24 A(102)	2241	24 C(102)		24 D(102)	5904	24 H(102)		24 J(102)		L(102)	
	25	25 A(102)	2251	25 C(102)		25 D(102)	5905	25 H(102)		25 J(102)		L(102)	
	26	26 A(102)	2261	26 C(102)		26 D(102)	5906	26 H(102)		26 J(102)		L(102)	
	27	27 A(102)	▼ 2271	27 C(102)	▼	27 D(102)	▼ 5907	27 H(102)	▼	27 J(102)	▼	L(102)	▼
	28	AE-6410-28A(102)	22-27-2281	AE-6410-28C(102)	NOT TOOLED	AE-6410-28D(102)	38-00-5908	AE-6410-28H(102)	NOT TOOLED	AE-6410-28J(102)	NOT TOOLED	AE-6410-28L(102)	NOT TOOLED

SEE SHEET 1 EC NO: E2009-0413 DRAWN: BMAGUIRE 2009/07/24 CHKD: 2009/07/24 APPR: BMAGUIRE 2009/07/24 REV: BB	QUALITY SYMBOLS ▽=0 ▽=0	GENERAL TOLERANCES (UNLESS SPECIFIED)	DIMENSION STYLE MM/IN	SCALE 4:1	DESIGN UNITS METRIC	THIRD ANGLE PROJECTION	
		mm INCH	DRAWN BY T. MAHON	DATE 28/01/03	TITLE WAFER, FRICTION LOCK KK (2.54)/.100 FOR (0.64)/.025 SQ. PINS		
		4 PLACES ± --- ± --- 3 PLACES ± --- ± .010 2 PLACES ± 0.25 ± .014 1 PLACE ± 0.35 ± ---	APPROVED BY J DENNEHY	DATE 2005/03/11	MATERIAL NO. SDAE-6410-N		
		ANGULAR ± .5 °	DRAFT WHERE APPLICABLE MUST REMAIN WITHIN DIMENSIONS	SIZE A2	THIS DRAWING CONTAINS INFORMATION THAT IS PROPRIETARY TO MOLEX INCORPORATED AND SHOULD NOT BE USED WITHOUT WRITTEN PERMISSION		

ENG. NO.	AE-6410-NA (501)		AE-6410-NA (516)		AE-6410-NK (516)		AE-6410-NC (501)		AE-6410-NA (509)		AE-6410-NS (501)		AE-6410-NA (503)		
DIMN. "D"	(7.50 ±0.25) .295 ±.010		(7.50 ±0.25) .295 ±.010		(9.22) REF .363		(7.14 ±0.25) .281 ±.010		(7.50 ±0.25) .295 ±.010		(7.50 ±0.25) .295 ±.010		(7.50 ±0.25) .295 ±.010		
DIMN. "C"	(14.22) / .560		(14.22) / .560		(15.88) / .625		(20.32) / .800		(14.22) / .560		(16.51) / .649		(14.22) / .560		
DIMN. "F"	(3.56) / .140 REF		(3.56) / .140 REF		(3.48 ±0.25) .137 ±.010		(10.00) / .394 REF		(3.56) / .140 REF		(5.84) / .230 REF		(3.56) / .140 REF		
PLATING	GOLD MIN. (0.0005)/.000020 OVER (0.00076)/.000030 NICKEL MIN.		GOLD MIN. (0.00025)/.000010 OVER (0.00076)/.000030 NICKEL MIN.		GOLD MIN. (0.00025)/.000010 OVER (0.00076)/.000030 NICKEL MIN.		GOLD MIN. (0.00051)/.000020 OVER (0.00076)/.000030 NICKEL MIN.		GOLD MIN. (0.00127)/.000050 OVER (0.00076)/.000030 NICKEL MIN.		GOLD MIN. (0.00051)/.000020 OVER (0.00076)/.000030 NICKEL MIN.		GOLD MIN. (0.00076)/.000030 OVER (0.00127)/.000050 NICKEL MIN.		
NO. OF CIRCUITS	2	AE-6410-2A(501)	22-29-2021	AE-6410-2A(516)	22-29-2022	AE-6410-2K(516)	38-00-0932	AE-6410-2C(501)	NOT TOOLED	AE-6410-2A(509)	38-00-7250		NOT TOOLED	AE-6410-2A(503)	38-00-7062
	3	3 A(501)	↑ 2031	3 A(516)	↑ 2032	3 K(516)	↑ 0933	3 C(501)	38-00-5909	3 A(509)	NOT TOOLED		NOT TOOLED	3 A(503)	↑ 7063
	4	4 A(501)	2041	4 A(516)	2042	4 K(516)	0934	4 C(501)	NOT TOOLED	4 A(509)	38-00-7251	AE-6410-2S(509)	38-00-7666	4 A	↑ 7064
	5	5 A(501)	2051	5 A(516)	2052	5 K(516)	0935	5 C(501)	↑	5 A(509)	NOT TOOLED		NOT TOOLED	5 A	↑ 7065
	6	6 A(501)	2061	6 A(516)	2062	6 K(516)	0936	6 C(501)	↑	6 A(509)	↑	6 S(501)	38-00-7667	6 A	↑ 7066
	7	7 A(501)	2071	7 A(516)	2072	7 K(516)	0937	7 C(501)	↑	7 A(509)	↑		NOT TOOLED	7 A	↓ 7067
	8	8 A(501)	2081	8 A(516)	2082	8 K(516)	0938	8 C(501)	↑	8 A(509)	↑		↑	8 A	38-00-7068
	9	9 A(501)	2091	9 A(516)	2092	9 K(516)	0939	9 C(501)	↑	9 A(509)	↑		↑	9 A	NOT TOOLED
	10	10 A(501)	2101	10 A(516)	2102	10 K(516)	0940	10 C(501)	↑	10 A(509)	↑		↑	10 A	NOT TOOLED
	11	11 A(501)	2111	11 A(516)	2112	11 K(516)	0941	11 C(501)	↑	11 A(509)	↑		↑	11 A	NOT TOOLED
	12	12 A(501)	2121	12 A(516)	2122	12 K(516)	0942	12 C(501)	↑	12 A(509)	↑		↑	12 A	38-00-7072
	13	13 A(501)	2131	13 A(516)	2132	13 K(516)	0943	13 C(501)	↑	13 A(509)	↑		↑	13 A	NOT TOOLED
	14	14 A(501)	2141	14 A(516)	2142	14 K(516)	0944	14 C(501)	↑	14 A(509)	↑		↑	14 A	38-00-7074
	15	15 A(501)	2151	15 A(516)	2152	15 K(516)	0945	15 C(501)	↑	15 A(509)	↑		↑	15 A	NOT TOOLED
	16	16 A(501)	2161	16 A(516)	2162	16 K(516)	0946	16 C(501)	↑	16 A(509)	↑		↑	16 A	↑
	17	17 A(501)	2171	17 A(516)	2172	17 K(516)	0947	17 C(501)	↑	17 A(509)	↑		↑	17 A	↑
	18	18 A(501)	2181	18 A(516)	2182	18 K(516)	0948	18 C(501)	↑	18 A(509)	↑		↑	18 A	↓
	19	19 A(501)	2191	19 A(516)	2192	19 K(516)	0949	19 C(501)	↑	19 A(509)	↑		↑	19 A	NOT TOOLED
	20	20 A(501)	2201	20 A(516)	2202	20 K(516)	0950	20 C(501)	↑	20 A(509)	↑		↑	20 A	38-00-7080
	21	21 A(501)	2211	21 A(516)	2212	21 K(516)	0951	21 C(501)	↑	21 A(509)	↑		↑	21 A	NOT TOOLED
	22	22 A(501)	2221	22 A(516)	2222	22 K(516)	0952	22 C(501)	↑	22 A(509)	↑		↑	22 A	NOT TOOLED
	23	23 A(501)	2231	23 A(516)	2232	23 K(516)	0953	23 C(501)	↑	23 A(509)	↑		↑	23 A	NOT TOOLED
	24	24 A(501)	2241	24 A(516)	2242	24 K(516)	0954	24 C(501)	↑	24 A(509)	↑		↑	24 A	38-00-0441
	25	25 A(501)	2251	25 A(516)	2252	25 K(516)	0955	25 C(501)	↑	25 A(509)	↑		↑	25 A	NOT TOOLED
	26	26 A(501)	2261	26 A(516)	2262	26 K(516)	0956	26 C(501)	↑	26 A(509)	↑		↑	26 A	↑
	27	27 A(501)	↓ 2271	27 A(516)	↓ 2272	27 K(516)	↓ 0957	27 C(501)	↓	27 A(509)	↓		↓	27 A(503)	↓
	28	AE-6410-28A(501)	22-29-2281	AE-6410-28A(516)	22-29-2282	AE-6410-28K(516)	38-00-0958	AE-6410-28C(501)	NOT TOOLED	AE-6410-28A(509)	NOT TOOLED		NOT TOOLED	AE-6410-28A(503)	NOT TOOLED

SEE SHEET 1 EC NO: E2009-0413 DRAWN: BMAGUIRE 2009/02/24 CHKD: 2009/02/24 APPR: BMAGUIRE 2009/02/24 DESCRIPTION	QUALITY SYMBOLS	GENERAL TOLERANCES (UNLESS SPECIFIED) 4 PLACES ± --- ± --- 3 PLACES ± --- ± .010 2 PLACES ± 0.25 ± .014 1 PLACE ± 0.35 ± --- ANGULAR ± .5 °	DIMENSION STYLE	SCALE	DESIGN UNITS	THIRD ANGLE PROJECTION
	▼=0 ▽=0		MM/IN	4:1	METRIC	DRAWN BY T. MAHON DATE 28/01/03 CHECKED BY BMAGUIRE DATE 28/01/03 APPROVED BY JDENNEHY DATE 2005/03/11 MATERIAL NO. SEE CHART SIZE A2
DRAFT WHERE APPLICABLE MUST REMAIN WITHIN DIMENSIONS		THIS DRAWING CONTAINS INFORMATION THAT IS PROPRIETARY TO MOLEX INCORPORATED AND SHOULD NOT BE USED WITHOUT WRITTEN PERMISSION				

VOIDED OPTION

PART No.	ENG No.	CKT SIZE	VOID LOCATION	DIM A	DIM B	DIM D
38-00-7222	A-6410-3A-2	3	2	(5.08 ±0.10) / .200 ±.004	(7.62) / .300	(7.50) / .295
4749	-4A-3	4	3	(7.62 ±0.13) / .300 ±.005	(10.16) / .400	(7.50) / .295
0611	-5A-3	5	3	(10.16 ±0.13) / .400 ±.005	(12.70) / .500	(7.50) / .295
0089	-6A-3	6	3	(12.70 ±0.13) / .500 ±.005	(15.24) / .600	(7.50) / .295
0090	-6A-51	6	3,4,5	(12.70 ±0.13) / .500 ±.005	(15.24) / .600	(7.50) / .295
5370	-15A-02	15	2	(35.56 ±0.13) / 1.400 ±.005	(38.10) / 1.500	(7.50) / .295
5371	-19A-12	19	12	(45.72 ±0.15) / 1.800 ±.006	(48.26) / 1.900	(7.50) / .295
7688	-12A-09	12	9	(27.94 ±0.13) / 1.100 ±.005	(30.48) / 1.200	(7.50) / .295

ADD VOIDED OPTION EC NO: E2009-0413 DRWN: BMAGUIRE CHKD: APPR: BMAGUIRE BB	2009/02/24 2009/02/24 2009/02/24	DESCRIPTION REV	QUALITY SYMBOLS ▽=0 ◻=0	GENERAL TOLERANCES (UNLESS SPECIFIED) <table border="1" style="width: 100%; border-collapse: collapse;"> <tr> <td></td> <td>mm</td> <td>INCH</td> </tr> <tr> <td>4 PLACES</td> <td>± ---</td> <td>± ---</td> </tr> <tr> <td>3 PLACES</td> <td>± ---</td> <td>± .010</td> </tr> <tr> <td>2 PLACES</td> <td>± 0.25</td> <td>± .014</td> </tr> <tr> <td>1 PLACE</td> <td>± 0.35</td> <td>± ---</td> </tr> </table> ANGULAR ± .5 °		mm	INCH	4 PLACES	± ---	± ---	3 PLACES	± ---	± .010	2 PLACES	± 0.25	± .014	1 PLACE	± 0.35	± ---	DIMENSION STYLE MM/IN DRAWN BY: T. MAHON DATE: 28/01/03 CHECKED BY: BMAGUIRE DATE: 28/01/03 APPROVED BY: JDENNEHY DATE: 2005/03/11 MATERIAL NO.: SEE TABLE	SCALE: 4:1 DESIGN UNITS: METRIC THIRD ANGLE PROJECTION	TITLE: WAFER, FRICTION LOCK KK (2.54) / .100 FOR (0.64) / .025 SQ. PINS MOLEX INCORPORATED DOCUMENT NO.: SDAE-6410-N SHEET NO.: 4 OF 4
		mm	INCH																			
	4 PLACES	± ---	± ---																			
	3 PLACES	± ---	± .010																			
2 PLACES	± 0.25	± .014																				
1 PLACE	± 0.35	± ---																				
DRAFT WHERE APPLICABLE MUST REMAIN WITHIN DIMENSIONS				THIS DRAWING CONTAINS INFORMATION THAT IS PROPRIETARY TO MOLEX INCORPORATED AND SHOULD NOT BE USED WITHOUT WRITTEN PERMISSION																		