

PLEASE CHECK WWW.MOLEX.COM FOR LATEST PART INFORMATION

Part Number: [0015922450](#)
Status: **Active**
Overview: [ebbi_50d](#)
Description: 1.27mm (.050") Pitch EBBI™ 50D Plug, Vertical, without Latch, 50 Circuits, 2.79mm (.110") PC Tail Length

Documents:

[3D Model](#) [RoHS Certificate of Compliance \(PDF\)](#)
[Drawing \(PDF\)](#)

Agency Certification


CSA LR19980
 UL E29179

General

Product Family PCB Headers
 Series [71661](#)
 Application Board-to-Board, Wire-to-Board
 Overview [ebbi_50d](#)
 Product Name EBBI™

Physical

Breakaway No
 Circuits (Loaded) 50
 Circuits (maximum) 50
 Color - Resin Black
 Durability (mating cycles max) 2,000
 First Mate / Last Break No
 Flammability 94V-0
 Glow-Wire Compliant No
 Guide to Mating Part No
 Keying to Mating Part None
 Lock to Mating Part None
 Material - Metal Copper Alloy
 Material - Plating Mating Gold
 Material - Plating Termination Tin
 Material - Resin High Temperature Thermoplastic
 Number of Rows 2
 Orientation Vertical
 PC Tail Length (in) 0.110 In
 PC Tail Length (mm) 2.79 mm
 PCB Locator Yes
 PCB Retention Yes
 PCB Thickness Recommended (in) 0.062 In
 PCB Thickness Recommended (mm) 1.60 mm
 Packaging Type Tray
 Pitch - Mating Interface (in) 0.050 In
 Pitch - Mating Interface (mm) 1.27 mm
 Pitch - Term. Interface (in) 0.050 In
 Pitch - Term. Interface (mm) 1.27 mm
 Plating min: Mating (µin) 30
 Plating min: Mating (µm) 0.76
 Plating min: Termination (µin) 75
 Plating min: Termination (µm) 1.91
 Polarized to Mating Part Yes
 Polarized to PCB Yes



EU RoHS

**ELV and RoHS
 Compliant**
**REACH SVHC
 Contains SVHC: No**
**Halogen-Free
 Status**

China RoHS



**Need more information on product
 environmental compliance?**

Email productcompliance@molex.com
 For a multiple part number RoHS Certificate of Compliance, [click here](#)

Please visit the [Contact Us](#) section for any non-product compliance questions.

Search Parts in this Series

[71661Series](#)

Mates With

EBBI™ 50D Receptacle [71660](#) , [87552](#)

Shrouded	Fully
Stackable	No
Surface Mount Compatible (SMC)	No
Temperature Range - Operating	-40°C to +105°C
Termination Interface: Style	Through Hole

Electrical

Current - Maximum per Contact	1A
Voltage - Maximum	30V

Solder Process Data

Lead-free Process Capability	SMC & Wave Capable (TH only)
Process Temperature max. C	260

Material Info

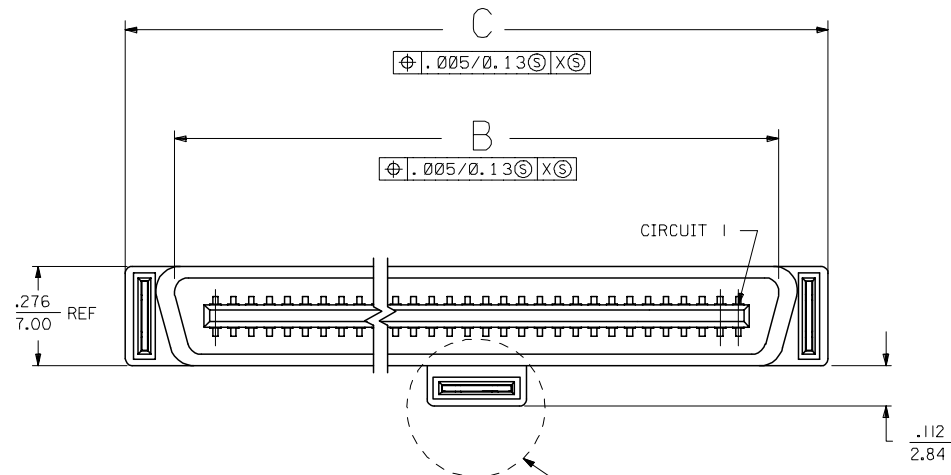
Old Part Number	A716611350
-----------------	------------

Reference - Drawing Numbers

Packaging Specification	PK-71660
Sales Drawing	SDA-71661-1***

This document was generated on 05/26/2010

PLEASE CHECK WWW.MOLEX.COM FOR LATEST PART INFORMATION


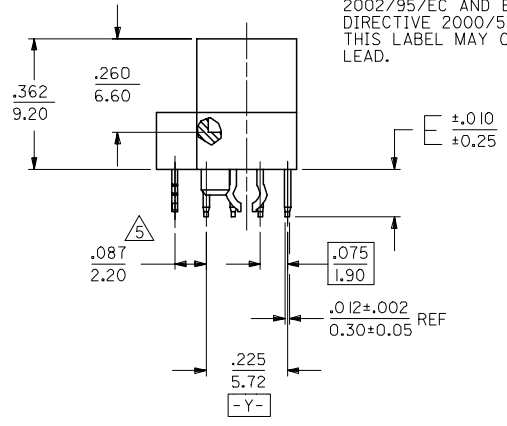
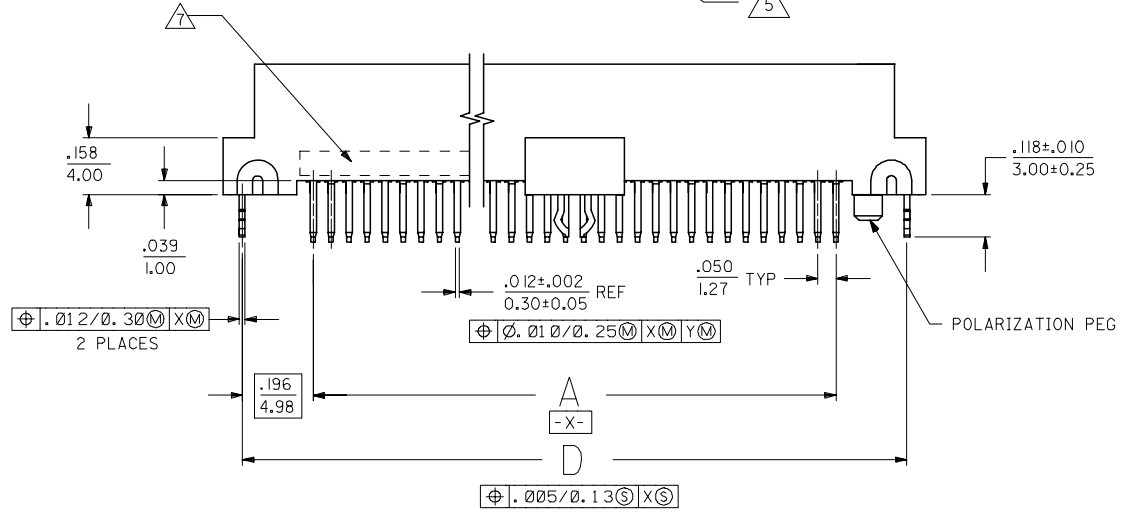


NOTES:

- 1) MATERIALS:
HOUSING - LIQUID CRYSTAL POLYMER (LCP), GLASS FILLED, UL94V-0, COLOR: BLACK
TERMINALS - COPPPER ALLOY
METAL PEGS - COPPPER ALLOY
- 2) TERMINAL FINISH:
30 MICROINCH/0.76 MICROMETER MINIMUM GOLD IN CONTACT AREA AND 50 MICROINCH/1.27 MICROMETER MINIMUM TIN IN TAIL AREA OVER NICKEL UNDERPLATING OVERALL.
- 3) ASSEMBLY MATES WITH MOLEX P/N SDA-71660-****.
- 4) CONFORMS TO PRODUCT SPECIFICATION PS-71660.
- 5) CENTER PEG IS ONLY ON I20 AND I30 CIRCUIT ASSEMBLIES.
- 6) RECOMMENDED P.C. BOARD THICKNESS IS .062 (1.6).
- 7) FOUR DIGIT DATE CODE (WK YR), EXAMPLE => 26 96 LOCATED IN AREA INDICATED.
- 8) SEE CHART ON SHEET 2 FOR PACKAGING INFORMATION.

NOTE FOR LEAD FREE CONVERSION:

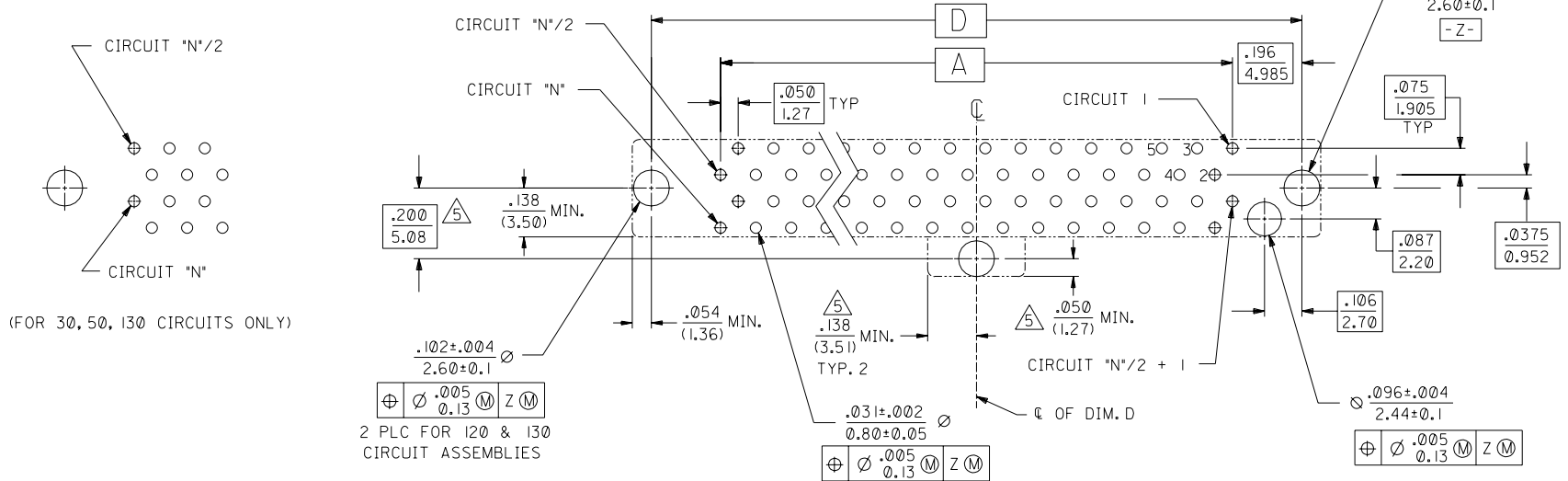
THE PRIMARY SHIPPING CARTON WILL BE LABELED "COMPLIANT TO RoHS DIRECTIVE 2002/95/EC AND ELV ANNEX II OF DIRECTIVE 2000/53/EC". CARTONS WITHOUT THIS LABEL MAY CONTAIN PRODUCT WITH LEAD.



60 CIRCUIT ASSEMBLY SHOWN
SCALE- 2:1

CHG TERMINAL MATL FC NO: UCP2005-0775 DRAWN: BARKER 2005/06/13 CHKD: MORGAN 2005/06/13 APPR: SMILLER 2005/06/23	QUALITY SYMBOLS ▽=0 ▽=0	GENERAL TOLERANCES (UNLESS SPECIFIED)		DIMENSION STYLE IN/MM		SCALE 1:1	DESIGN UNITS INCH	THIRD ANGLE PROJECTION
		4 PLACES ± --- ± --- 3 PLACES ± --- ± .005 2 PLACES ± 0.13 ± .010 1 PLACE ± 0.25 ± --- ANGULAR ±1/2°	DRAWN BY RAN CHECKED BY RAN APPROVED BY CAB MATERIAL NO. SEE TABLE	DATE 1992/06/15 DATE 1992/06/15 DATE 1992/06/15	TITLE SALES ASSEMBLY MOLEX EBBI 50D VERTICAL PLUG CONNECTOR MOLEX INCORPORATED	DOCUMENT NO. SDA-71661-1***	SHEET NO. 1 OF 2	
DRAFT WHERE APPLICABLE MUST REMAIN WITHIN DIMENSIONS		THIS DRAWING CONTAINS INFORMATION THAT IS PROPRIETARY TO MOLEX INCORPORATED AND SHOULD NOT BE USED WITHOUT WRITTEN PERMISSION						

2	K
1	M
SHT	REV



RECOMMENDED PC BOARD LAYOUT COMPONENT SIDE
(FOR 40, 60, 68, 80, 100, 120 CIRCUITS ONLY)

71661-1430	015-92-2530	130	3.200 (81.28)	3.426 (87.02)	3.699 (93.95)	3.592 (91.25)	.110 (2.79)	TRAYS PER PK-71660
71661-1420	015-92-2520	120	2.950 (74.93)	3.176 (80.67)	3.449 (87.60)	3.342 (84.90)	.110 (2.79)	TRAYS PER PK-71660
71661-1400	015-92-2500	100	2.450 (62.23)	2.676 (67.97)	2.949 (74.90)	2.842 (72.20)	.110 (2.79)	TRAYS PER PK-71660
71661-1381	015-92-2481	80	1.950 (49.53)	2.176 (55.27)	2.449 (62.20)	2.342 (59.50)	.110 (2.79)	TUBES PER PK-70873-0817
71661-1380	015-92-2480	80	1.950 (49.53)	2.176 (55.27)	2.449 (62.20)	2.342 (59.50)	.110 (2.79)	TRAYS PER PK-71660
71661-1368	015-92-2468	68	1.650 (41.91)	1.875 (47.65)	2.149 (54.58)	2.042 (51.88)	.110 (2.79)	TRAYS PER PK-71660
71661-1360	015-92-2460	60	1.450 (36.83)	1.676 (42.57)	1.949 (49.50)	1.842 (46.80)	.110 (2.79)	TRAYS PER PK-71660
71661-1350	015-92-2450	50	1.200 (30.48)	1.426 (36.22)	1.699 (43.15)	1.592 (40.45)	.110 (2.79)	TRAYS PER PK-71660
71661-1340	015-92-2440	40	.950 (24.13)	1.176 (29.87)	1.449 (36.80)	1.342 (34.10)	.110 (2.79)	TRAYS PER PK-71660
71661-1330	015-92-2430	30	.700 (17.78)	.925 (23.52)	1.199 (30.45)	1.092 (27.75)	.110 (2.79)	TRAYS PER PK-71660
71661-1130	015-92-2130	130	3.200 (81.28)	3.426 (87.02)	3.699 (93.95)	3.592 (91.25)	.134 (3.40)	TRAYS PER PK-71660
71661-1120	015-92-2120	120	2.950 (74.93)	3.176 (80.67)	3.449 (87.60)	3.342 (84.90)	.134 (3.40)	TRAYS PER PK-71660
71661-1100	015-92-2100	100	2.450 (62.23)	2.676 (67.97)	2.949 (74.90)	2.842 (72.20)	.134 (3.40)	TRAYS PER PK-71660
71661-1080	015-92-2080	80	1.950 (49.53)	2.176 (55.27)	2.449 (62.20)	2.342 (59.50)	.134 (3.40)	TRAYS PER PK-71660
71661-1068	015-92-2068	68	1.650 (41.91)	1.875 (47.65)	2.149 (54.58)	2.042 (51.88)	.134 (3.40)	TRAYS PER PK-71660
71661-1060	015-92-2060	60	1.450 (36.83)	1.676 (42.57)	1.949 (49.50)	1.842 (46.80)	.134 (3.40)	TRAYS PER PK-71660
71661-1050	015-92-2050	50	1.200 (30.48)	1.426 (36.22)	1.699 (43.15)	1.592 (40.45)	.134 (3.40)	TRAYS PER PK-71660
71661-1040	015-92-2040	40	.950 (24.13)	1.176 (29.87)	1.449 (36.80)	1.342 (34.10)	.134 (3.40)	TRAYS PER PK-71660
71661-1030	015-92-2030	30	.700 (17.78)	.925 (23.52)	1.199 (30.45)	1.092 (27.75)	.134 (3.40)	TRAYS PER PK-71660
ENGINEERING NUMBER	EDP NUMBER	CIRCUIT SIZE ("N")	A	B	C	D	E	PACKAGING

K	SEE SHEET 1
J	SEE SHEET 1

DIMENSIONS SHOWN (METRIC) INCH		MFG, SH, REV.		LTR.		REVISIONS	
UNLESS OTHERWISE SPECIFIED TOLERANCES: ANGULAR 1/2°		= 0		= 0		REVISE ONLY ON CAD SYSTEM	
3 PLACE	± .005						
2 PLACE	± .01						
1 PLACE	---						
DRAFT WHERE APPLICABLE MUST REMAIN WITHIN DIMENSIONS		SEE TABLE		SDA-71661-1***		DATE 6/15/92	
DRWG. BY RAN		CHK'D BY RAN		FILE NAME 571661X1		THIS DRAWING CONTAINS INFORMATION THAT IS PROPRIETARY TO MOLEX INC. AND SHOULD NOT BE USED WITHOUT WRITTEN PERMISSION	
APP'D BY CAB		SCALE 4: 1		SHEET NO. 2		U.S.A.	