

PLEASE CHECK WWW.MOLEX.COM FOR LATEST PART INFORMATION

Part Number: [0015045232](#)
Status: **Active**
Overview: [cgrid_sl_products](#)
Description: 2.54mm (.100") SL™ Interim Clip, 23 Circuits

Documents:

[3D Model](#) [Packaging Specification \(PDF\)](#)
[Drawing \(PDF\)](#) [RoHS Certificate of Compliance \(PDF\)](#)

Agency Certification

CSA	LR19980
TUV	R72081037
UL	E29179

General

Product Family	Accessories
Series	70004
Component Type	Clip
Overview	cgrid_sl_products
Product Name	SL™

Physical

Circuits (Loaded)	23
Color - Resin	Black
Flammability	94V-0
Lock to Mating Part	Yes
Material - Resin	Polyester
Number of Rows	1
Packaging Type	Bag

Material Info

Old Part Number	70004-0022
-----------------	------------

Reference - Drawing Numbers

Sales Drawing	SD-70004-0003-0057
---------------	--------------------



EU RoHS

**ELV and RoHS
Compliant**
**REACH SVHC
Contains SVHC: No**
Halogen-Free
**Status
Not Reviewed**

China RoHS



**Need more information on product
environmental compliance?**

Email productcompliance@molex.com
For a multiple part number RoHS Certificate of
Compliance, [click here](#)

Please visit the [Contact Us](#) section for any
non-product compliance questions.

Search Parts in this Series

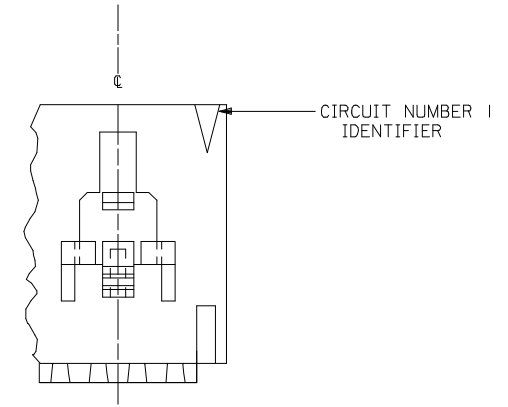
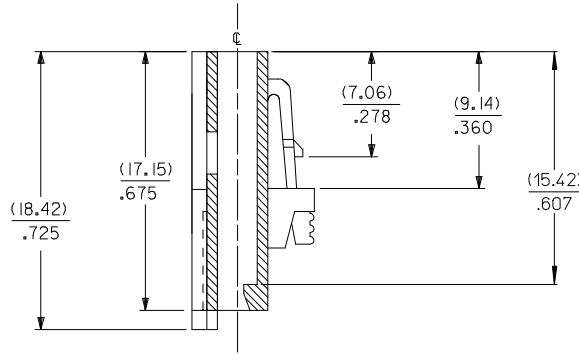
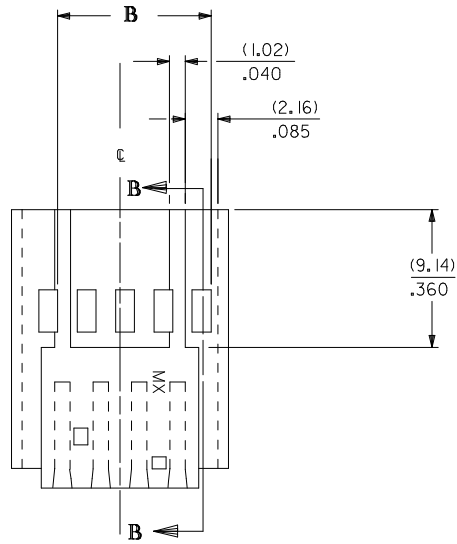
[70004Series](#)

Use With

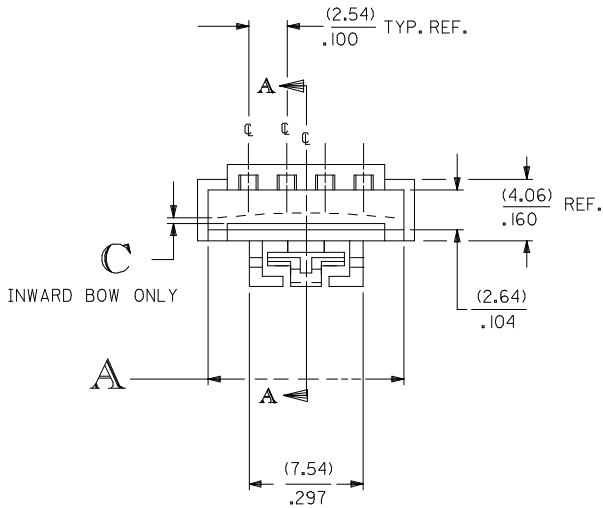
[70066](#) SL™ Crimp Housing. [70058](#) SL™
Crimp Terminal. [70400](#) C-Grid SL™ IDT
Connector Assembly. [70430](#) C-Grid SL™

VERSION "A"

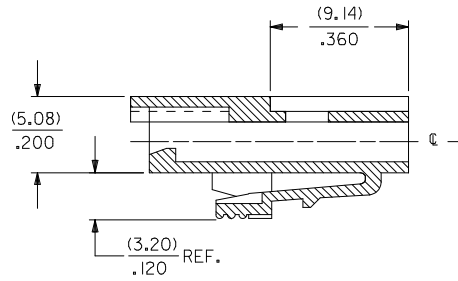
70004-0003-0024



SECTION B-B



INWARD BOW ONLY



SECTION A-A

NOTES:

1. MATERIAL:G.F. POLYESTER, COLOR: BLACK, 94V-0.
2. CIRCUIT SIZES LISTED ON CHART (SEE SHEET 3).
3. FIVE CIRCUIT SHOWN WITH LATCH.
4. USED WITH #70400 SERIES CONNECTORS (OPTION D).
5. PACKAGE PER PK-70004-100.

REMOVE VERSION "B" EC NO: UCP2008-1088 DRW:BSMART 2007/12/05 CHKD:JMORGAN 2007/12/07 APPR:SMILLER 2007/12/07	QUALITY SYMBOLS ▽=0 ▽=0	GENERAL TOLERANCES (UNLESS SPECIFIED)		DIMENSION STYLE MM/IN		SCALE INCH	DESIGN UNITS INCH	THIRD ANGLE PROJECTION			
		mm	INCH	DRAWN BY	DATE	TITLE					
		4 PLACES ± --- ± ---	3 PLACES ± --- ± .010	2 PLACES ± 0.25 ± .014	1 PLACE ± 0.36 ± ---	WJF	05/15/1986	SALES-INTERIM CLIP SINGLE ROW			
		ANGULAR ± 1/2°			CHECKED BY	DATE	MOLEX INCORPORATED				
	DRAFT WHERE APPLICABLE MUST REMAIN WITHIN DIMENSIONS			APPROVED BY	DATE	MATERIAL NO.		DOCUMENT NO.	SHEET NO.		
				RL	05/15/1986	SEE TABLE		SD-70004-0003-0057	1 OF 2		
	THIS DRAWING CONTAINS INFORMATION THAT IS PROPRIETARY TO MOLEX INCORPORATED AND SHOULD NOT BE USED WITHOUT WRITTEN PERMISSION										

VERSION "A"

WITH LATCH

EDP NO.	ENG NO.	DIM A	DIM B	DIM C	CKT. SIZE
015-04-5042	70004-0003	(10.41) .410	(7.62) .300	(0.25) .010	4
015-04-5052	70004-0004	(12.95) .510	(10.16) .400	(0.33) .013	5
015-04-5062	70004-0005	(15.49) .610	(12.70) .500	(0.38) .015	6
015-04-5072	70004-0006	(18.03) .710	(15.24) .600	(0.46) .018	7
015-04-5082	70004-0007	(20.57) .810	(17.78) .700	(0.51) .020	8
015-04-5092	70004-0008	(23.11) .910	(20.32) .800	(0.58) .023	9
015-04-5102	70004-0009	(25.65) 1.010	(22.86) .900	(0.64) .025	10
015-04-5112	70004-0010	(28.19) 1.110	(25.40) 1.000	(0.71) .028	11
015-04-5122	70004-0011	(30.73) 1.210	(27.94) 1.100	(0.76) .030	12
015-04-5132	70004-0012	(33.27) 1.310	(30.48) 1.200	(0.84) .033	13
015-04-5142	70004-0013	(35.81) 1.410	(33.02) 1.300	(0.89) .035	14
015-04-5152	70004-0014	(38.35) 1.510	(35.56) 1.400	(0.96) .038	15
015-04-5162	70004-0015	(40.89) 1.610	(38.10) 1.500	(1.02) .040	16
015-04-5172	70004-0016	(43.43) 1.710	(40.64) 1.600	(1.09) .043	17
015-04-5182	70004-0017	(45.97) 1.810	(43.18) 1.700	(1.14) .045	18
015-04-5192	70004-0018	(48.51) 1.910	(45.72) 1.800	(1.22) .048	19
015-04-5202	70004-0019	(51.05) 2.010	(48.26) 1.900	(1.27) .050	20
015-04-5212	70004-0020	(53.59) 2.110	(50.80) 2.000	(1.35) .053	21
015-04-5222	70004-0021	(56.13) 2.210	(53.34) 2.100	(1.40) .055	22
015-04-5232	70004-0022	(58.67) 2.310	(55.88) 2.200	(1.47) .058	23
015-04-5242	70004-0023	(61.21) 2.410	(58.42) 2.300	(1.52) .060	24
015-04-5252	70004-0024	(63.73) 2.510	(60.96) 2.400	(1.60) .063	25

REMOVE VERSION "B"
EC NO: UCP2008-1088
DRW:BSMART 2007/12/05
CHKD:JORGAN 2007/12/07
APPR:SMILLER 2007/12/07

QUALITY SYMBOLS
▽=0
▽=0

GENERAL TOLERANCES (UNLESS SPECIFIED)

	mm	INCH
4 PLACES	± .010	± .0004
3 PLACES	± .015	± .0006
2 PLACES	± 0.25	± .010
1 PLACE	± 0.36	± .014

ANGULAR ±1/2°

DRAFT WHERE APPLICABLE MUST REMAIN WITHIN DIMENSIONS

DIMENSION STYLE
MM/IN

DRAWN BY	DATE
WJF	05/15/1986
CHECKED BY	DATE
MG	05/15/1986
APPROVED BY	DATE
RL	05/15/1986

MATERIAL NO. SEE TABLE

SCALE 1:1

DESIGN UNITS INCH

THIRD ANGLE PROJECTION

TITLE SALES-INTERIM CLIP SINGLE ROW

MOLEX MOLEX INCORPORATED

DOCUMENT NO. SD-70004-0003-0057

SHEET NO. 2 OF 2

THIS DRAWING CONTAINS INFORMATION THAT IS PROPRIETARY TO MOLEX INCORPORATED AND SHOULD NOT BE USED WITHOUT WRITTEN PERMISSION