

RoHS **Pb** **208 Series** Lead-Free 2AG, Fast-Acting Fuse

Description

Littelfuse 208 Series (2AG) 350V Fast-Acting Fuses are available in cartridge form or with axial leads. This series provides the same performance characteristics as its 3AG counterpart, while occupying one-third the space. Sleeved fuses are available.




Features

- In accordance with Underwriter's Laboratories Standard UL 248-14
- Fuses are boardwashable in most solvents
- Available in cartridge and axial lead form and with various lead forming dimensions
- RoHS compliant and Lead-free

Applications

- Electrical ballasts used in fluorescent lighting and other applications




Agency Approvals

| Agency | Agency File Number | Ampere Range |
|--|--|---------------------|
|  | E10480 | 125mA - 10A |
|  | NBK200405-E10480 C/D NBK060405-E10480 E/F | 1A - 5A 6A - 10A |
|  | | 125mA - 10A |

Electrical Characteristics for Series

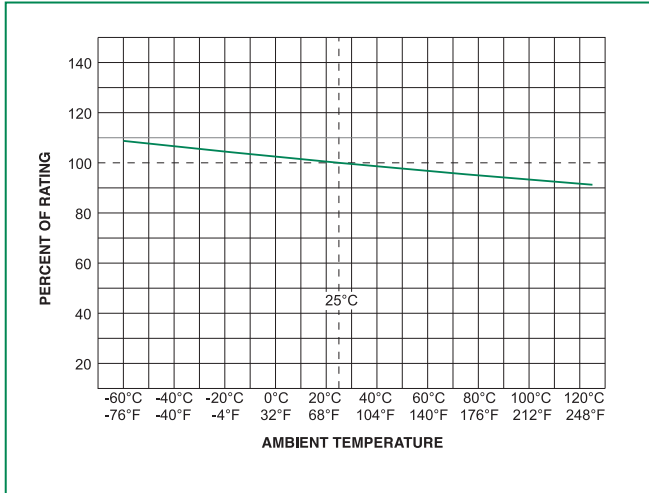
| % of Ampere Rating | Opening Time |
|--------------------|-----------------------|
| 100% | 4 Hours, Min. |
| 135% | 1 Hour, Max. |
| 200% | 1 Second, Max. |

Electrical Characteristic Specifications by Item

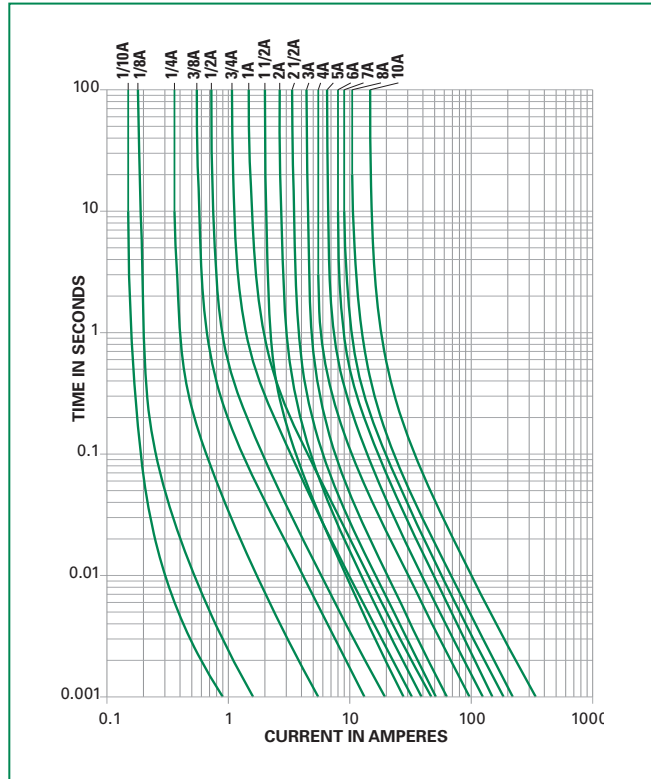
| Amp Code | Amp Rating | Voltage Rating | Interrupting Rating | Nominal Cold Resistance (Ohms) | Nominal Melting I ² t (A ² sec) | Agency Approvals | | |
|----------|------------|----------------|---------------------|--------------------------------|---|---|---|---|
| | | | | | |  |  |  |
| .125 | 0.125 | 350 | 100A @ 350V AC | 3.900 | 0.00286 | x | | x |
| .250 | 0.250 | 350 | | 1.150 | 0.0300 | x | | x |
| .375 | 0.375 | 350 | | 0.395 | 0.171 | x | | x |
| .500 | 0.500 | 350 | | 0.265 | 0.365 | x | | x |
| .750 | 0.750 | 350 | | 0.152 | 1.050 | x | | x |
| 001. | 1.0 | 350 | | 0.103 | 2.220 | x | x | x |
| 01.5 | 1.5 | 350 | | 0.0712 | 0.800 | x | x | x |
| 002. | 2.0 | 350 | | 0.0497 | 1.50 | x | x | x |
| 02.5 | 2.5 | 350 | | 0.0372 | 2.68 | x | x | x |
| 003. | 3.0 | 350 | | 0.0317 | 4.62 | x | x | x |
| 03.5 | 3.5 | 350 | | 0.0265 | 6.70 | x | x | x |
| 004. | 4 | 350 | | 0.0240 | 9.40 | x | x | x |
| 005. | 5 | 350 | | 0.0186 | 17.00 | x | x | x |
| 006. | 6 | 350 | | 0.0154 | 22.10 | x | x | x |
| 007. | 7 | 350 | | 0.0130 | 40 | x | x | x |
| 008. | 8 | 350 | | 0.0107 | 56 | x | x | x |
| 010. | 10 | 350 | | 0.0075 | 116 | x | x | x |

208 Series

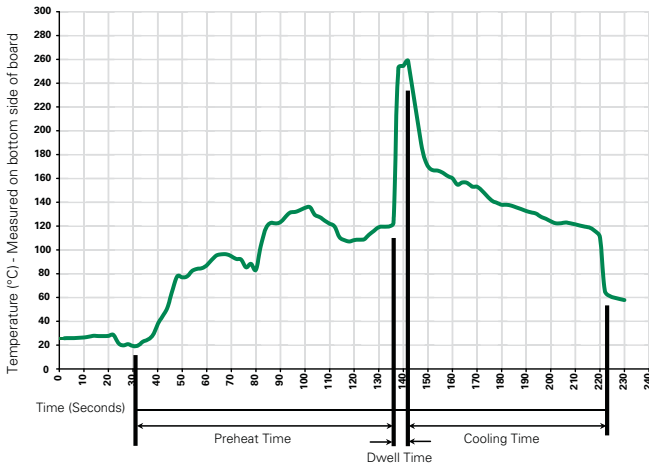
Temperature Derating Curve



Average Time Current Curves



Soldering Parameters - Wave Soldering



Recommended Process Parameters:

| Wave Parameter | Lead-Free Recommendation |
|---|--------------------------|
| Preheat: (Depends on Flux Activation Temperature) (Typical Industry Recommendation) | |
| Temperature Minimum: | 100° C |
| Temperature Maximum: | 150° C |
| Preheat Time: | 60-180 seconds |
| Solder Pot Temperature: | 260° C Maximum |
| Solder Dwell Time: | 2-5 seconds |

Recommended Hand-Solder Parameters:

Solder Iron Temperature: 350° C +/- 5° C
Heating Time: 5 seconds max.

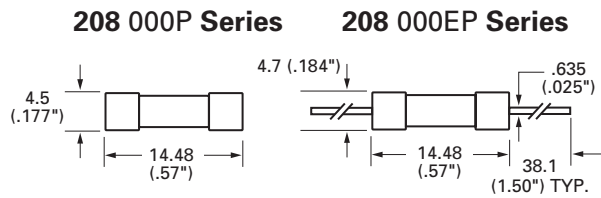
Note: These devices are not recommended for IR or Convection Reflow process.

Product Characteristics

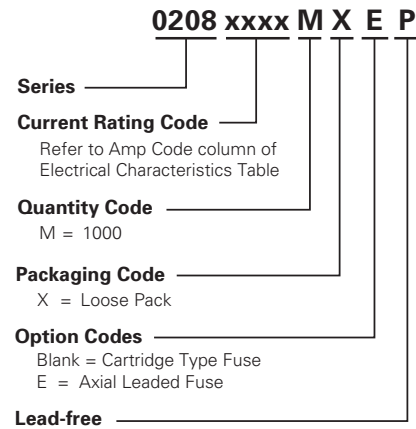
| | |
|--------------------------|---|
| Materials | Body : Glass Cap : Nickel-plated brass Leads: Tin-plated Copper |
| Terminal Strength | MIL-STD-202G, Method 211A, Test Condition A |
| Solderability | Reference IEC 60127 Second Edition 2003-01 Annex A |
| Product Marking | Cap1 : Brand logo, current and voltage ratings Cap2 : Series and agency approval marks |

| | |
|-------------------------------|---|
| Operating Temperature: | -55°C to 125°C. |
| Thermal Shock: | MIL-STD-202G, Method 107G, Test Condition B (5 Cycles -65°C to +125°C). |
| Vibration | MIL-STD-202G, Method 201A |
| Humidity | MIL-STD-202G, Method 103B, Test Condition A: High RH (95%) and elevated temp (40°C) for 240 hours |
| Salt Spray | MIL-STD-202G, Method 101D, Test Condition B |

Dimensions



Part Numbering System



Packaging

| Packaging Option | Packaging Specification | Quantity | Quantity & Packaging Code | Taping Width |
|-------------------|-------------------------|----------|---------------------------|------------------|
| 208 Series | | | | |
| Bulk | N/A | 1000 | MX | N/A |
| Bulk | N/A | 1000 | MXE | N/A |
| Reel and Tape | EIA 296-E | 1500 | DRT1 | T1=52mm (2.062") |

208 Series

