



PRODUCT SPECIFICATION

Model No : CSM-88131M9/88141M9

Descriptions:
<ul style="list-style-type: none"> 1.5 Inch 8X8 Dot-Matrix Display Dot Pitch 5.0mm CSM-88131: Column Anode, Row Cathode CSM-88141: Column Cathode, Row Anode Emitting Color: Super Bright Green



CUSTOMER APPROVED	APPROVED BY	CHECKED BY	PREPARED BY
SIGNATURES			

CHINA SEMICONDUCTOR CORPORATION
Address:2FL. NO.909,Chung-Cheng Road,
Chung-Ho City Taipei Hsien,Taiwan.

Tel:886-2-2223-9696
Fax:886-2-2223-9377

OPTO PLUS TECHNOLOGIES CO.,LTD
Address:696 Shun jiang Rd.,Ji Shan St.Shaoxing,
ZheJiang,China

Tel:86-0575-88623888
Fax:86-0575-88623112



Spec. No.	PS-ND-08090301
Rev.	A

Model No : CSM-88131M9/88141M9

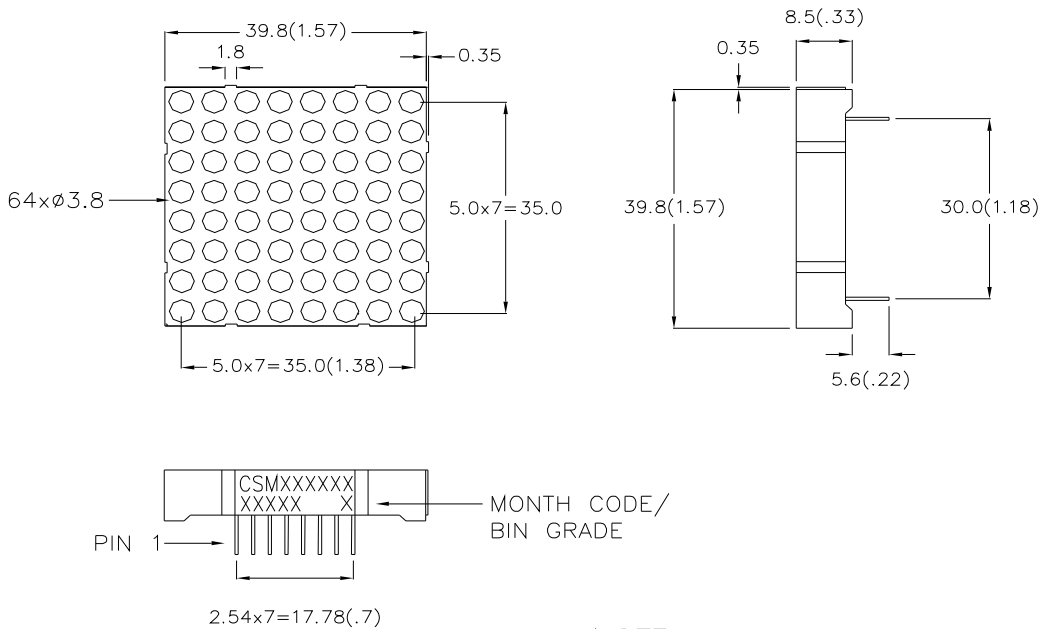
Features -

1. 1.5 inch (38.8mm) Matrix height.
2. Case mold type.
3. RoHS compliant.
4. Low power consumption.
5. Easy mounting on P.C. board or socket.

Device Selection Guide -

Part No.	Chip		Column	Row
	Material	Emitted Color		
CSM-88131M9	AlGaInP	Super Bright Green	Anode	Cathode
CSM-88141M9	AlGaInP	Super Bright Green	Cathode	Anode

Package Dimensions -



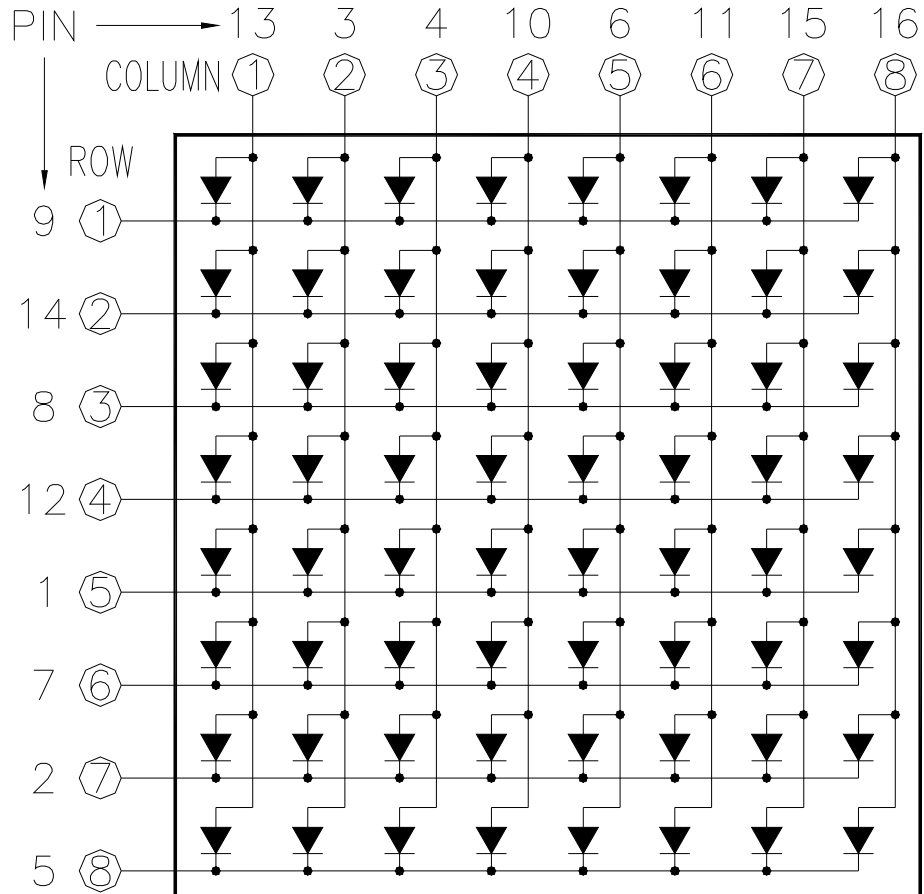
NOTE:

1. All pins are $\phi 0.5(.02)$.
2. Dimensions in millimeters (inch), tolerance is $\pm 0.25 (.01)$ unless otherwise noted.



Model No : CSM-88131M9/88141M9

Internal Circuit Diagrams -



CSM-88131 Column Anode, Row Cathode
(CSM-88141 Column Cathode, Row Anode)



Model No : CSM-88131M9/88141M9

■ Absolute Maximum Rating -

(Ta=25°C)

Parameter	Symbol	Rating	Unit
Power Dissipation Per Dice	PAD	70	mW
Continuous Forward Current Per Dice	IAF	25	mA
Peak Current Per Dice(duty cycle 1/10,1KHz)	IPF	90	mA
Derating Linear From 25°C Per Dice	-	0.33	mA/°C
Reverse Voltage Per Dice	VR	5	V
Operating Temp.	Topr	-35 ~ +85	°C
Storage Temp.	Tstg	-35 ~ +85	°C
Solder temperature 1/16 inch below seating plane for 3 seconds at 260°C			

■ Electro-optical Characteristics -

(Ta=25°C)

Parameter	Symbol	Min.	Typ.	Max.	Unit	Condition
Forward Voltage Per Dot	VF	-	2.1	2.8	V	IF=20mA
Luminous Intensity Per Dot	Iv	-	14	-	mcd	IF=10mA
Peak Emission Wavelength	λ_p	-	572	-	nm	IF=20mA
Dominant Wavelength	λ_d	-	570	-	nm	IF=20mA
Spectrum Radiation Bandwidth	$\Delta \lambda$	-	20	-	nm	IF=20mA
Reverse Current	IR	-	-	100	μA	VR=5V
Luminous Intensity Matching Ratio	IV-m	-	-	2:1	-	Ip=80mA 1/16Duty



Model No : CSM-88131M9/88141M9

Typical Electrical / Optical Characteristics Curves -

(Ta = 25°C Unless Otherwise Noted)

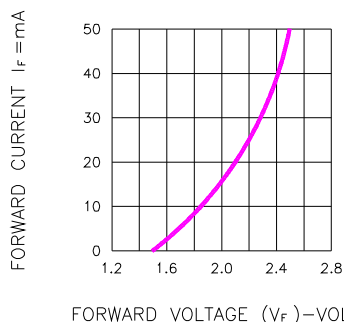


Fig.1 FORWARD CURRENT VS. FORWARD VOLTAGE

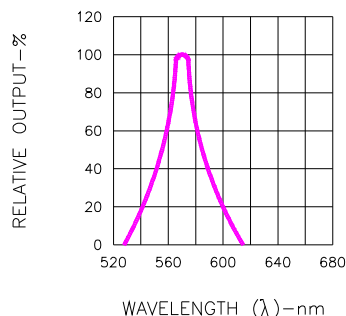


Fig.2 SPECTRAL RESPONSE

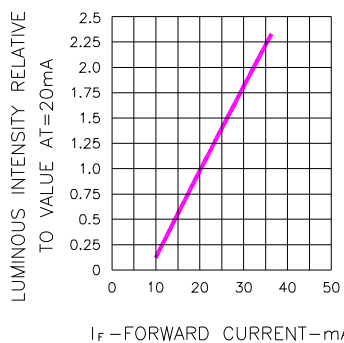


Fig.3 RELATIVE LUMINOUS INTENSITY VS. FORWARD CURRENT

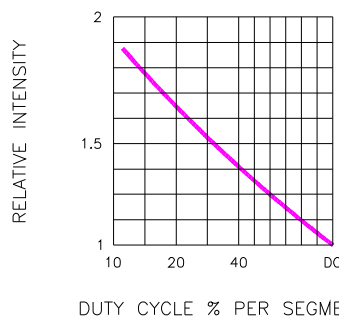


Fig.5 LUMINOUS INTENSITY VS. DUTY CYCLE

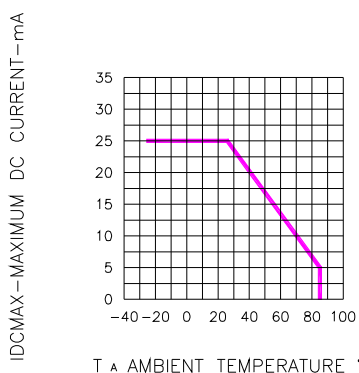


Fig.4 MAXIMUM ALLOWABLE DC CURRENT PER SEGMENT VS. A FUNCTION OF AMBIENT TEMPERATURE

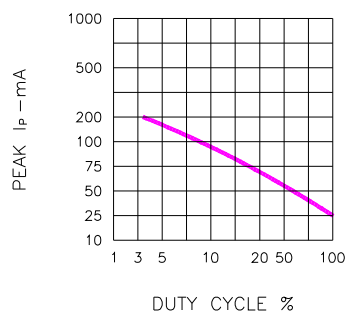


Fig.6 MAX PEAK CURRENT VS. DUTY CYCLE (REFRESH RATE f = 1 KHz)

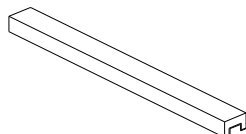


Spec. No.	PS-ND-08090301
Rev.	A

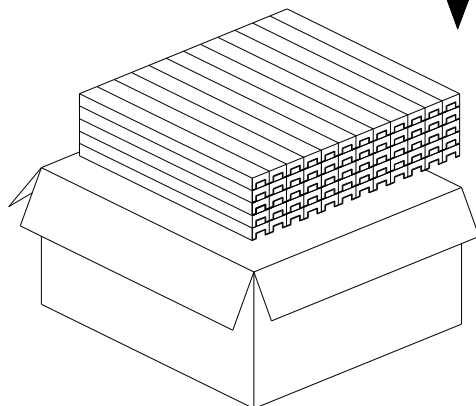
Model No: CSM-88131M9/88141M9

■ Package Dimensions

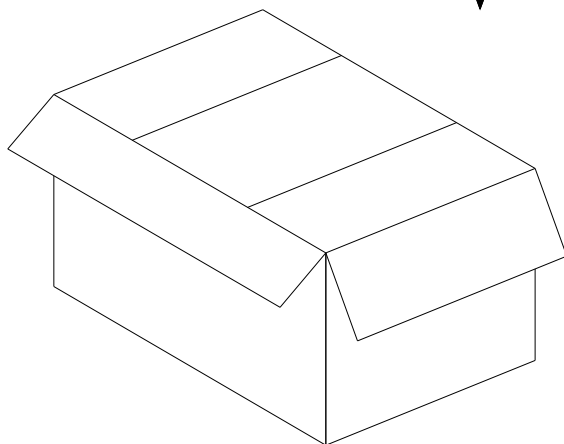
CSM-88131XX
Dot-Matrix Display
Dice Code



12 Pcs Per Tube



25 Tubes Per Inner Box
Total Q'TY: 300 Pcs



3 Inner Boxes Per Carton.
Total Q'TY: 600 Pcs
Carton Size:
L540*W485*H305.5 mm

Note: The specifications are subject to change without notice. Please contact us for updated information.

<http://www.csctw.com.tw>