

PLEASE CHECK WWW.MOLEX.COM FOR LATEST PART INFORMATION

Part Number: [0026222151](#)
Status: **Active**
Overview: [kk](#)
Description: 3.96mm (.156") Pitch KK® Wire-to-Board Header, Vertical, Round Pin, with Polarizing Wall, 15 Circuits, Gold (Au) Plating

Documents:

[3D Model](#) [Product Specification PS-99020-0087 \(PDF\)](#)
[Drawing \(PDF\)](#) [RoHS Certificate of Compliance \(PDF\)](#)

Agency Certification

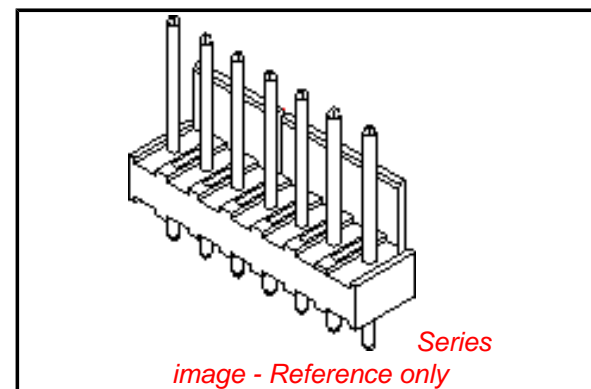
CSA LR19980
TUV R72090224

General

Product Family PCB Headers
Series [3190](#)
Application Wire-to-Board
Overview [kk](#)
Product Name KK®

Physical

Breakaway No
Circuits (Loaded) 15
Circuits (maximum) 15
Color - Resin Natural
First Mate / Last Break No
Flammability 94V-2
Glow-Wire Compliant No
Guide to Mating Part No
Keying to Mating Part None
Lock to Mating Part None
Material - Metal Brass
Material - Plating Mating Gold
Material - Plating Termination Gold
Material - Resin Nylon
Number of Rows 1
Orientation Vertical
PC Tail Length (in) 0.175 In
PC Tail Length (mm) 4.45 mm
PCB Locator No
PCB Retention None
PCB Thickness Recommended (in) 0.062 In
PCB Thickness Recommended (mm) 1.60 mm
Packaging Type Bag
Pitch - Mating Interface (in) 0.156 In
Pitch - Mating Interface (mm) 3.96 mm
Plating min: Mating (µin) 20
Plating min: Mating (µm) 0.5
Plating min: Termination (µin) 20
Plating min: Termination (µm) 0.5
Polarized to PCB No
Shrouded Partial
Stackable No
Temperature Range - Operating 0°C to +75°C
Termination Interface: Style Through Hole



EU RoHS

ELV and RoHS Compliant
REACH SVHC
Not Reviewed
Halogen-Free Status
Not Reviewed

China RoHS



Need more information on product environmental compliance?

Email productcompliance@molex.com
For a multiple part number RoHS Certificate of Compliance, [click here](#)

Please visit the [Contact Us](#) section for any non-product compliance questions.

Search Parts in this Series

[3190Series](#)

Mates With

[3069](#) KK® Crimp Terminal Housing. [3215](#) KK® PC Board Connector

Electrical

Current - Maximum per Contact
Voltage - Maximum

7A
250V

Material Info

Old Part Number

319015AG

Reference - Drawing Numbers

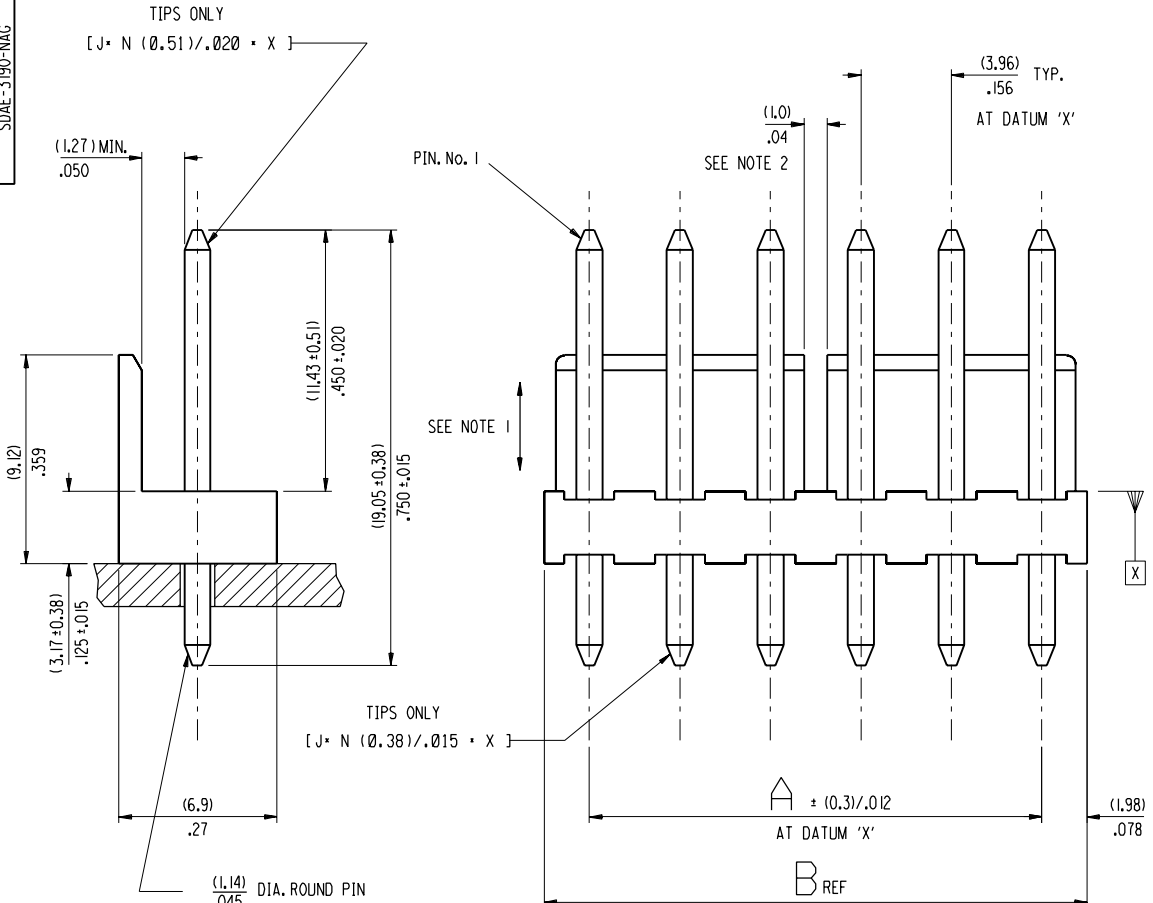
Product Specification

PS-99020-0087

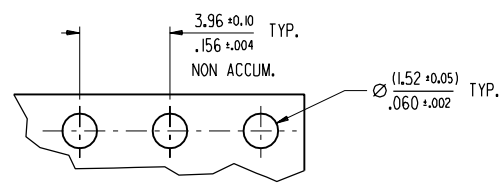
This document was generated on 05/26/2010

PLEASE CHECK WWW.MOLEX.COM FOR LATEST PART INFORMATION

PART NO. SEE CHART
 DWG. NO. SDAE-3190-NAG



GOLD PLATE (0.0008) / .000030
 (0.0005) / .000020
 OVER
 NICKEL PLATE (0.0015) / .000060
 (0.0008) / .000030



RECOMMENDED P.C.B.
 HOLE DIMENSIONS

CCTS	DGN NO.	PART NO.	DIM A	DIM B
2	AE-3190-2AG	26-22-2021	(3.96) .156	(7.92) .312
3	-3AG	-2031	(7.92) .312	(11.89) .468
4	-4AG	-2041	(11.89) .468	(15.85) .624
5	-5AG	-2051	(15.85) .624	(19.81) .780
6	-6AG	-2061	(19.81) .780	(23.77) .936
7	-7AG	-2071	(23.77) .936	(27.74) 1.092
8	-8AG	-2081	(27.74) 1.092	(31.70) 1.248
9	-9AG	-2091	(31.70) 1.248	(35.66) 1.404
10	-10AG	-2101	(35.66) 1.404	(39.62) 1.560
11	-11AG	-2111	(39.62) 1.560	(43.59) 1.716
12	-12AG	-2121	(43.59) 1.716	(47.55) 1.872
13	-13AG	-2131	(47.55) 1.872	(51.51) 2.028
14	-14AG	-2141	(51.51) 2.028	(55.47) 2.184
15	-15AG	-2151	(55.47) 2.184	(59.44) 2.340
16	-16AG	-2161	(59.44) 2.340	(63.40) 2.496
17	-17AG	-2171	(63.40) 2.496	(67.36) 2.652
18	AE-3190-18AG	26-22-2181	(67.36) 2.652	(71.32) 2.808

NOTES:

- PIN PUSH OUT FORCE: 3 LBS, MIN.
- ASSY'S OVER 5 CCTS. WILL HAVE SLOTS IN POLARIZING RIB.
- SOLDERABILITY PER MOLEX SPEC. No. 152.
- WAFER MAT'L: NYLON, UL94V-2.

DRAWN ON CAD EC NO. 2000-0932 DRWNS:VMURTAGH99/10/12 CHK: / / / / APPR: / / / /	QUALITY SYMBOLS MAJOR = CRITICAL =	GENERAL TOLERANCES: (UNLESS SPECIFIED)		SCALE 5 : 1	DESIGN UNITS <input type="checkbox"/> mm <input type="checkbox"/> INCH	THIRD ANGLE PROJECTION <input checked="" type="checkbox"/> mm <input type="checkbox"/> INCH <input type="checkbox"/> mm ONLY	SHT	REV		
		4 PLACES ±0. ±.	3 PLACES ±0. ±.010	2 PLACES ±0.25 ±.014	1 PLACE ±0.35 ±.		ANGULAR: ± 1/2 °	DRAFT WHERE APPLICABLE MUST REMAIN WITHIN DIMENSIONS	THIS DRAWING CONTAINS INFORMATION THAT IS PROPRIETARY TO MOLEX INCORPORATED AND SHOULD NOT BE USED WITHOUT WRITTEN PERMISSION.	SIZE B
TITLE: WAFER, KK, (3.96) / .156 (1.14) / .045 ROUND PINS		DRAWN BY & DATE VMURTAGH 99/10/12		CHECKED BY & DATE TMAHON 99/ /		APPROVED BY & DATE MWILHITE 99/ /		MATERIAL NO. SEE CHART	DRAWING NO. SDAE-3190 -NAG	SHEET NO. 1 OF 1
MOLEX INCORPORATED		CAD FILENAME S3190X1.DGN		DRAWING NO. SDAE-3190 -NAG		SHEET NO. 1 OF 1				