

PLEASE CHECK WWW.MOLEX.COM FOR LATEST PART INFORMATION

Part Number: [0191980019](#)
Status: **Active**
Description: Avikrimp™ Spade Tongue Terminal for 14-16 AWG Wire

Documents:

[Drawing \(PDF\)](#) [RoHS Certificate of Compliance \(PDF\)](#)

Agency Certification

CSA LR18689
 UL E32244

General

Product Family Ring and Spade Terminals
 Series [19198](#)
 Crimp Quality Equipment Yes
 Mil-Spec N/A
 Product Name Avikrimp™
 Type Spade

Physical

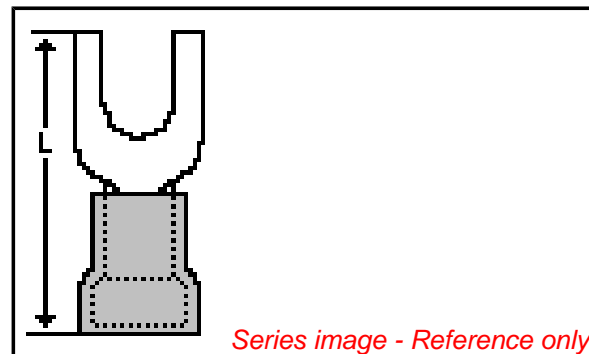
Barrel Type Closed
 Flammability 94V-0
 Insulation Nylon (PA)
 Material - Plating Mating Tin
 Packaging Type Bag
 Plating min: Mating (µin) 100
 Plating min: Mating (µm) 2.5
 Plating min: Termination (µin) 100
 Plating min: Termination (µm) 2.5
 Stud Size 8 (M4)
 Termination Interface: Style Crimp or Compression
 Wire Insulation Diameter 4.30mm (.170") max.
 Wire Size AWG 14, 16
 Wire Size mm² 1.30 - 2.00

Material Info

Old Part Number BB-824-08

Reference - Drawing Numbers

Sales Drawing BBCD80302, SD-19198-001



EU RoHS

ELV and RoHS Compliant
REACH SVHC Contains SVHC: No
Halogen-Free Status
Not Reviewed

China RoHS



Need more information on product environmental compliance?

Email productcompliance@molex.com
 For a multiple part number RoHS Certificate of Compliance, [click here](#)

Please visit the [Contact Us](#) section for any non-product compliance questions.

Search Parts in this Series

[19198Series](#)

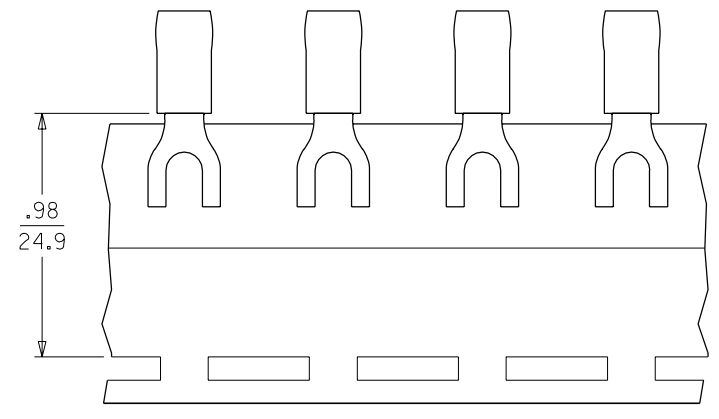
Application Tooling | [FAQ](#)

Tooling specifications and manuals are found by selecting the products below. Crimp Height Specifications are then contained in the Application Tooling Specification document.

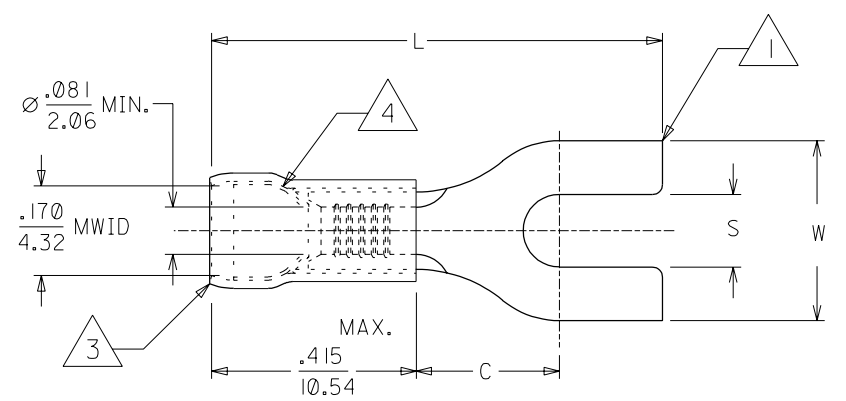
Global

Description	Product #
Hand Crimp Tool	0640010100
Hand Crimp Tool	0640011400
Crimp Head for the AT-200™ Pneumatic Hand Tool	0640050100
Crimp Head for the AT-200™ Pneumatic Hand Tool	0640051400

10	9	8	7	6	5	4	3	2	1
MATERIAL NUMBER	ALTERNATE NUMBER	STUD SIZE	"S" ±.005/(0.13)	"W" ±.010/(0.25)	"C"	"L"	PACKAGING		
191980010	BB-807-04	4	.119/(3.02)	.245/(6.22)	.209/(5.31)	.805/(20.45)	LOOSE PIECE		
191980012	BB-807-06	6	.146/(3.71)	.245/(6.22)	.209/(5.31)	.805/(20.45)			
191980014	BB-824-04	4	.119/(3.02)	.295/(7.49)	.211/(5.36)	.804/(20.42)			
191980016	BB-824-06	6	.146/(3.71)	.295/(7.49)	.211/(5.36)	.804/(20.42)			
191980019	BB-824-08	8	.173/(4.39)	.295/(7.49)	.211/(5.36)	.804/(20.42)			
191980021	BB-827-06	6	.146/(3.71)	.362/(9.19)	.269/(6.83)	.927/(23.55)			
191980023	BB-827-08	8	.173/(4.39)	.388/(9.85)	.269/(6.83)	.927/(23.55)			
191980025	BB-827-10	10	.198/(5.03)	.388/(9.85)	.269/(6.83)	.927/(23.55)			
191980011	BB-807-04T	4	.119/(3.02)	.245/(6.22)	.209/(5.31)	.805/(20.45)	TAPE MOUNTED		
191980013	BB-807-06T	6	.146/(3.71)	.245/(6.22)	.209/(5.31)	.805/(20.45)			
191980015	BB-824-04T	4	.119/(3.02)	.295/(7.49)	.211/(5.36)	.804/(20.42)			
191980018	BB-824-06T	6	.146/(3.71)	.295/(7.49)	.211/(5.36)	.804/(20.42)			
191980020	BB-824-08T	8	.173/(4.39)	.295/(7.49)	.211/(5.36)	.804/(20.42)			
191980022	BB-827-06T	6	.146/(3.71)	.362/(9.19)	.269/(6.83)	.927/(23.55)			
191980024	BB-827-08T	8	.173/(4.39)	.388/(9.85)	.269/(6.83)	.927/(23.55)			
191980026	BB-827-10T	10	.198/(5.03)	.388/(9.85)	.269/(6.83)	.927/(23.55)			



PARTS ON TAPE



- NOTES:
1. MATERIAL: COPPER .031/(.79) THICK.
 2. PLATING: ELECTRO-TIN.
 3. INSULATION: NYLON (BLUE)
 4. TIN-PLATED BRASS FUNNEL FERRULE.
 5. ALL DIMENSIONS IN INCHES/(MM).
 6. MWID=MAXIMUM WIRE INSULATION DIAMETER.

CUSTOMER DRAWING

A	VOIDS BB-CD-803-02 ETC1999-0055 1999/11/12 HEB
LTR.	REVISIONS

DIMENSIONS SHOWN (METRIC) INCH		REVISE ONLY ON CAD SYSTEM													
UNLESS OTHERWISE SPECIFIED TOLERANCES: ANGULAR ± 1/2°		TITLE SPADE TONGUE TERMINAL 16-14 AWG AVIKRIMP, 800 SERIES													
<table border="1"> <thead> <tr> <th></th> <th>INCH</th> <th>METRIC</th> </tr> </thead> <tbody> <tr> <td>3 PLACE</td> <td>± .005</td> <td>± ---</td> </tr> <tr> <td>2 PLACE</td> <td>± .01</td> <td>± 0.13</td> </tr> <tr> <td>1 PLACE</td> <td>± ---</td> <td>± 0.25</td> </tr> </tbody> </table>			INCH	METRIC	3 PLACE	± .005	± ---	2 PLACE	± .01	± 0.13	1 PLACE	± ---	± 0.25	SHEET NO. DATE 10F 1 99/11/12	
	INCH	METRIC													
3 PLACE	± .005	± ---													
2 PLACE	± .01	± 0.13													
1 PLACE	± ---	± 0.25													
DRAFT WHERE APPLICABLE MUST REMAIN WITHIN DIMENSIONS		PART NO. DRWG. NO. SD-19198-001													
DRWG. BY: HEB	CHK'D. BY: RWD	FILE NAME: 19198001 DGN													
APP'D. BY: RWD	SCALE: 4: 1	THIS DRAWING CONTAINS INFORMATION THAT IS PROPRIETARY TO MOLEX-ETC INC. AND SHOULD NOT BE USED WITHOUT WRITTEN PERMISSION.													
		DIV. ET	SIZE B												