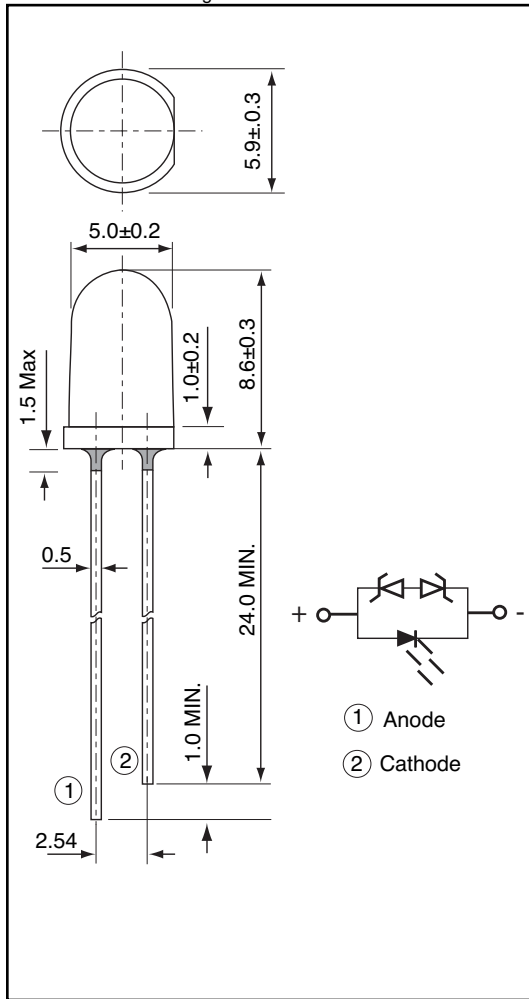




Package Dimensions Unit: mm



AND720HW

InGaN High Brightness White Light Emission

T – 1 3/4 Package (5mm)

Features

- New emission material (InGaN) White LED
- All plastic mold type, clear colorless lens
- High luminous intensity
- Bulk, available taped on reel
- Pb Free
- **RoHS Compliant**

Applications

- Outdoor Displays
- Optical Indicators
- Backlighting
- Marker Lights

Maximum Ratings (Ta = 25°C)

Characteristics	Symbol	Rating	Unit
Forward Current	IF	30	mA
Reverse Voltage	VR	5	V
Peak Forward Current (Duty Cycle 1/10@ 1KHz)	IFP	100	mA
Power Dissipation	P _d	100	mW
Operating Temperature	T _{op}	-40 to +85	°C
Storage Temperature	T _{stg}	-40 to +100	°C
Soldering Temperature (5sec)	T _{sol}	260 +/- 5	°C
Electrostatic Discharge	ESD	4,000	V
Zener Reverse Current	I _z	100	mA

Electro-Optical Characteristics (Ta = 25°C)

Characteristics	Symbol	Test Condition	Minimum	Typical	Maximum	Unit
Forward Voltage	VF	IF = 20 mA	–	3.5	4.0	V
Reverse Current	IR	VR = 5 V	–	–	50	µA
Luminous Intensity	Iv	IF = 20 mA	7,150	9,000	–	mcd
Full Viewing Angle	2 θ 1/2	IF = 20 mA	–	20	–	degrees
Chromaticity Coordinates	X	IF = 20 mA	–	0.29	–	
	Y	IF = 20 mA	–	0.28	–	
Zener Reverse Voltage	Vz	Iz = 5 mA	5.2	–	–	V

Precaution

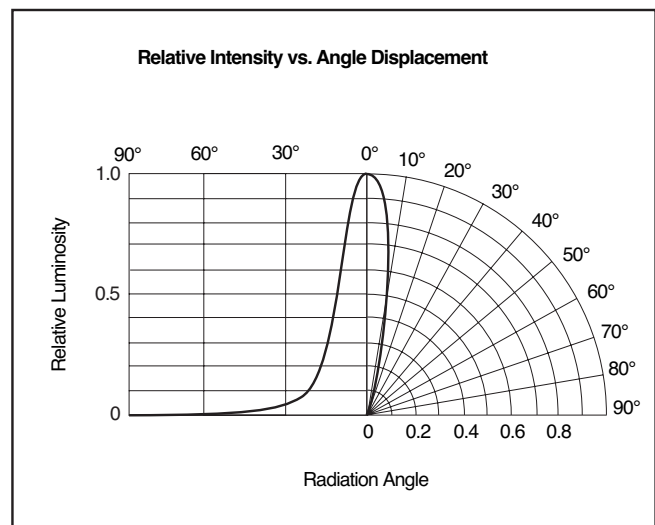
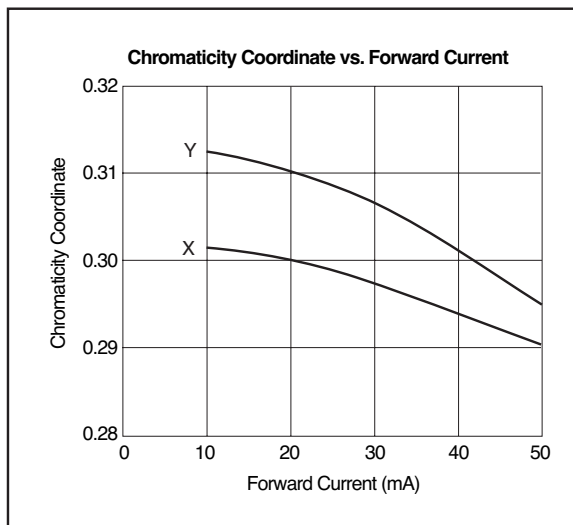
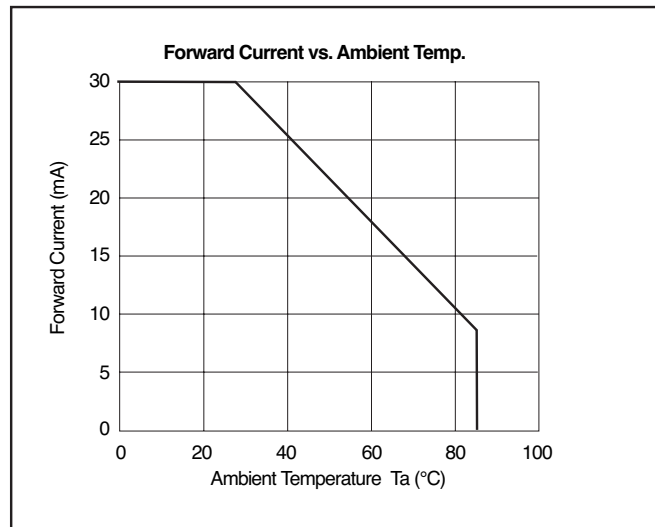
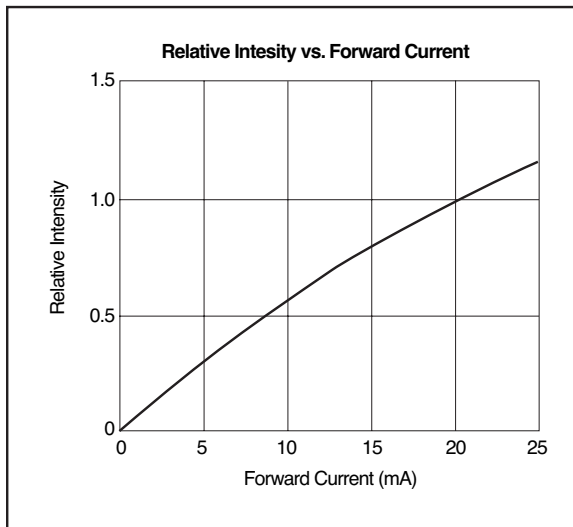
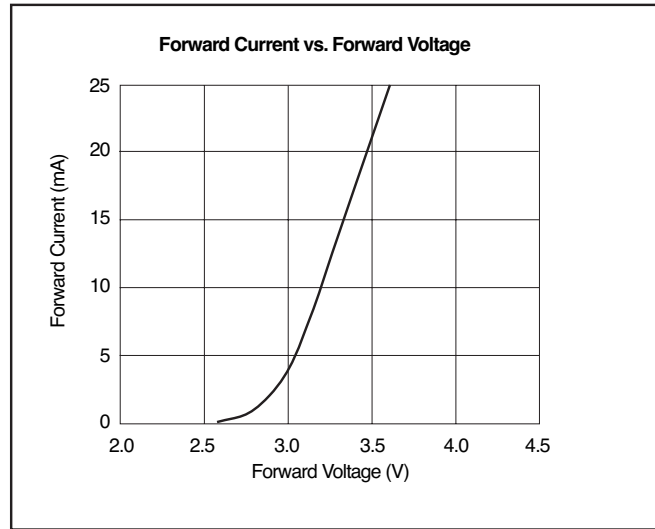
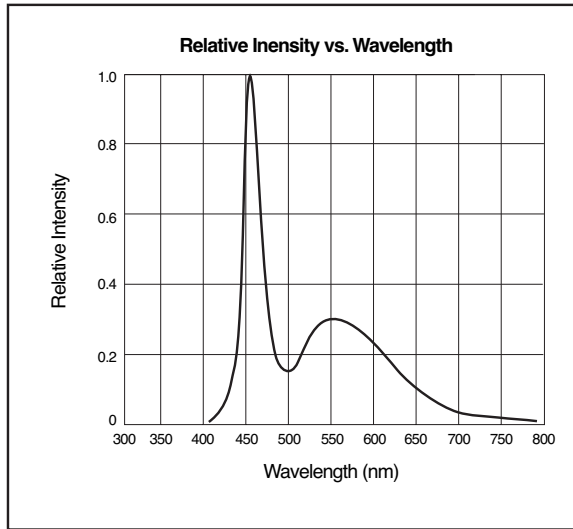
The products are sensitive to static electricity and care must be taken when handling products

Product specifications contained herein may be changed without prior notice.

It is therefore advisable to contact Purdy Electronics before proceeding with the design of equipment incorporating this product.

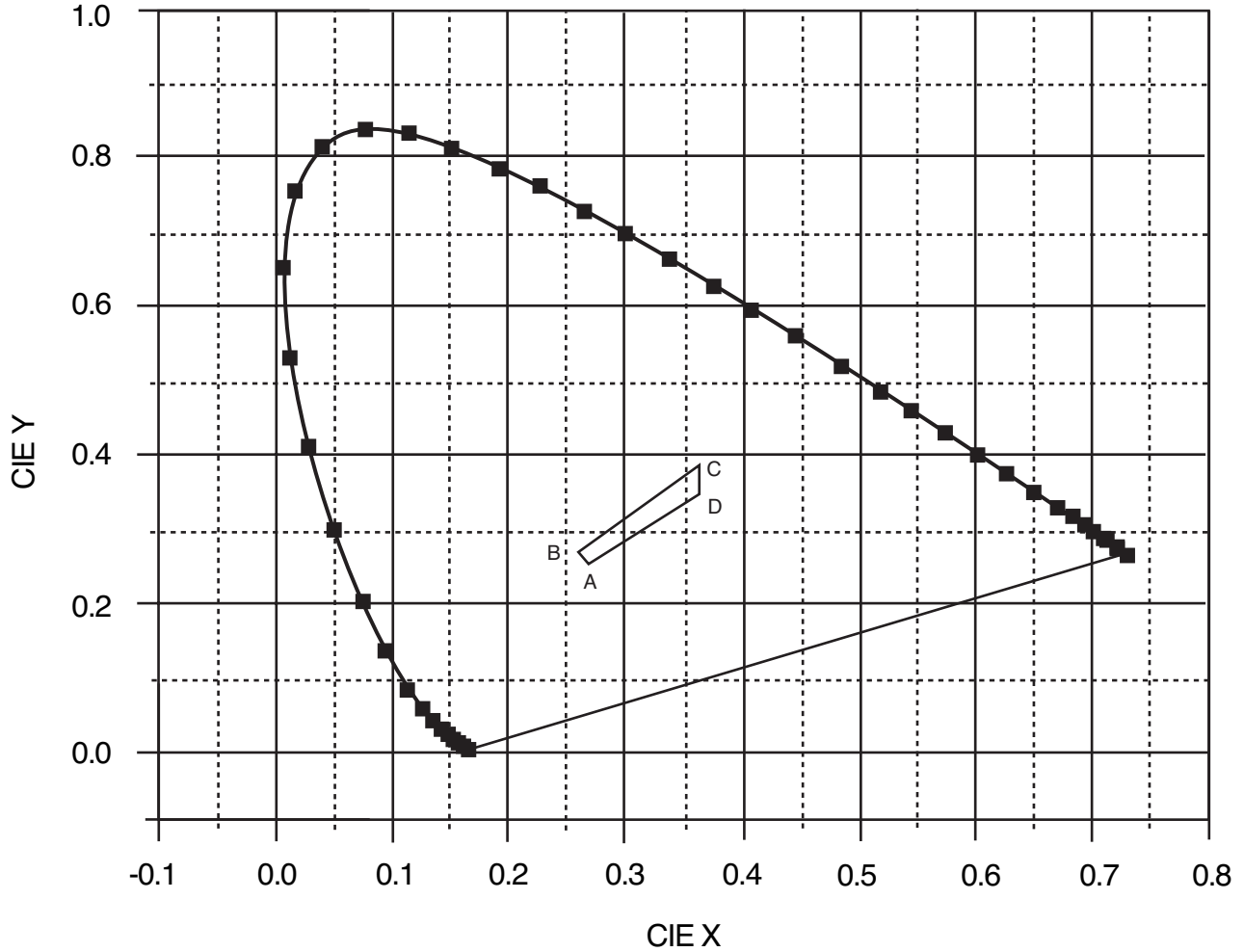


Typical Electro-Optical Characteristics Curves





CIE Chromaticity Diagram



Color Ranks (IF=20mA, Ta=25°C)

Color Ranks	CIE	
	X	Y
A	0.280	0.248
B	0.264	0.267
C	0.361	0.385
D	0.356	0.351

Measurement uncertainty of the color coordinates: ± 0.01