







| 889N Mini-Plus Style Cordsets | 889N Mini-Plus Style Patchcords | 889N Mini-Plus Style Cordsets | 889N Mini-Plus Style Patchcords | 889N Mini-Style Cordsets | 889N Mini-Style Cordsets |
|--|--|---|--|--|--|
|  |  |  |  |  |  |
| <ul style="list-style-type: none"> Female mini-plus cordset | <ul style="list-style-type: none"> Male to female mini-plus patchcord | <ul style="list-style-type: none"> Female mini-plus cordset | <ul style="list-style-type: none"> Male to female mini-plus patchcord | <ul style="list-style-type: none"> Female mini cordset | <ul style="list-style-type: none"> Female illuminated mini cordset |
| <ul style="list-style-type: none"> 9, 10 and 12 pin connector types Straight and right angle versions Heavy duty STOOW-A 16 AWG cable Oil resistant yellow PVC jacket Mates with main connectors on 898-series distribution boxes | <ul style="list-style-type: none"> 9, 10, and 12-pin connector types Straight and right angle versions Heavy duty STOOW 16AWG or 18AWG cable Oil resistant PVC jacket Mates 898-series distribution boxes to 1667-series PanelConnect | <ul style="list-style-type: none"> 7 and 8 pin connector types Straight female connector Heavy duty STOOW 16 AWG cable Oil resistant yellow PVC jacket Mates with main connectors on 898-series distribution boxes | <ul style="list-style-type: none"> 7 and 8-pin connector types Straight configuration Heavy duty STOOW 16AWG cable Oil resistant PVC jacket Mates with main connectors on 898-series distribution boxes | <ul style="list-style-type: none"> 3, 4, 5 and 6 pin connector types Straight and right angle versions Heavy duty STOOW 16 AWG or standard 18 AWG cable Oil resistant yellow PVC jacket Coiled cord available | <ul style="list-style-type: none"> 3 pin connector type Right angle female connector 300V 18 AWG cable Oil resistant yellow PVC jacket |
| <ul style="list-style-type: none"> 600V | <ul style="list-style-type: none"> 16AWG: 600V 18AWG: 300V | <ul style="list-style-type: none"> 600V | <ul style="list-style-type: none"> 600V | <ul style="list-style-type: none"> 16 AWG: 600V 18 AWG: 300V | <ul style="list-style-type: none"> 120V AC |
| <ul style="list-style-type: none"> Straight: 51mm x 32mm Right angle: 56mm x 67mm | <ul style="list-style-type: none"> Straight: 51mm x 32mm Right angle: 56mm x 67mm | <ul style="list-style-type: none"> 56mm x 28mm | <ul style="list-style-type: none"> 56mm x 28mm | <ul style="list-style-type: none"> Straight: 56mm x 25.4mm Right angle: 40mm x 45mm | <ul style="list-style-type: none"> 40mm x 45mm |
| <ul style="list-style-type: none"> M115 catalog page 3-26 www.ab.com/catalogs | <ul style="list-style-type: none"> M115 catalog page 3-29 www.ab.com/catalogs | <ul style="list-style-type: none"> M115 catalog page 3-24 www.ab.com/catalogs | <ul style="list-style-type: none"> M115 catalog page 3-28 www.ab.com/catalogs | <ul style="list-style-type: none"> M115 catalog page 3-8 and 3-11 www.ab.com/catalogs | <ul style="list-style-type: none"> M115 catalog page 3-10 www.ab.com/catalogs |

Description

Features

Rated Voltage

Connector/Body Dimensions

Additional Info

| 889N Mini-Style Male Cordsets | 889N Mini-Style Patchcords | 889D DC Micro-Style Cordsets | 889D DC Micro-Style Cordsets | 889D DC Micro-Style Male Cordsets | 889D DC Micro-Style Patchcords |
|--|---|--|--|--|---|
|  |  |  |  |  |  |
| <ul style="list-style-type: none"> Male mini cordset | <ul style="list-style-type: none"> Male to female mini patchcord | <ul style="list-style-type: none"> Female DC micro cordset | <ul style="list-style-type: none"> Female illuminated DC micro cordset | <ul style="list-style-type: none"> Male DC micro cordset | <ul style="list-style-type: none"> Male to female DC micro patchcord |
| <ul style="list-style-type: none"> 3 and 4 pin connector types Straight male connector Heavy duty STOOW 16 AWG cable Oil resistant yellow PVC jacket | <ul style="list-style-type: none"> 3, 4, 5, and 6 pin connector types Straight female connector to straight or right angle male Heavy duty STOOW 16 AWG cable Oil resistant yellow PVC jacket | <ul style="list-style-type: none"> 4, 5, and 8 pin connector types Straight or right angle versions 22 AWG or 18 AWG cable Yellow or black cable Standard or braided versions Multiple jacket types: PVC, TPE, ToughLink, ToughWeld Coiled cord available | <ul style="list-style-type: none"> 4 pin connector type Straight and right angle connectors Standard 22 AWG cable PNP or NPN versions Oil resistant yellow PVC jacket | <ul style="list-style-type: none"> 4 and 5 pin connector type Straight and right angle male connector Standard 22 AWG cable Yellow or black cable Multiple jacket types: PVC, TPE, ToughLink, ToughWeld | <ul style="list-style-type: none"> 4, 5, and 8 pin connector types Straight or right angle female connector to straight or right angle male 22 AWG or 18 AWG cable Yellow or black cable Multiple jacket types: PVC, TPE, ToughLink, ToughWeld |
| <ul style="list-style-type: none"> 600V | <ul style="list-style-type: none"> 600V | <ul style="list-style-type: none"> 300V | <ul style="list-style-type: none"> 10-30V DC | <ul style="list-style-type: none"> 300V | <ul style="list-style-type: none"> 300V |
| <ul style="list-style-type: none"> 49mm x 25.4mm | <ul style="list-style-type: none"> Straight: 49mm x 25.4mm Right angle: 30mm x 42mm | <ul style="list-style-type: none"> Straight: 42mm x 15mm Right angle: 27mm x 30mm | <ul style="list-style-type: none"> Straight: 42mm x 15mm Right angle: 27mm x 30mm | <ul style="list-style-type: none"> Straight: 43mm x 15mm Right angle: 43mm x 31mm | <ul style="list-style-type: none"> Straight: 43mm x 15mm Right angle: 43mm x 31mm |
| <ul style="list-style-type: none"> M115 catalog page 3-12 www.ab.com/catalogs | <ul style="list-style-type: none"> M115 catalog page 3-13 www.ab.com/catalogs | <ul style="list-style-type: none"> This magazine page 70 M115 catalog page 3-36 www.ab.com/catalogs | <ul style="list-style-type: none"> M115 catalog page 3-40 www.ab.com/catalogs | <ul style="list-style-type: none"> This magazine page 70 M115 catalog page 3-45 www.ab.com/catalogs | <ul style="list-style-type: none"> This magazine page 70 M115 catalog page 3-46 www.ab.com/catalogs |








Description







Features








Rated Voltage








Connector/Body Dimensions

Additional Info

| | 879D DC Micro Y-Cables | 898D DC Micro-Style Splitters | 889R AC Micro-Style Cordsets | 889R AC Micro-Style Patchcords | 889B EAC Micro-Style Cordsets | 889P Pico-Style Cordsets | 888N Mini-Plus Style Receptacles |
|----------------------------------|--|--|--|---|--|--|--|
| |  |  |  |  |  |  |  |
| Description | ■ DC micro Y-cables | ■ DC micro splitters | ■ Female AC micro cordset | ■ Male to female AC micro patchcord | ■ Female EAC micro cordset | ■ Female pico cordset | ■ Mini-plus receptacles |
| Features | <ul style="list-style-type: none"> ■ 4 pin connector types ■ Straight DC micro Y-connector to two straight or right angle DC micro connectors ■ Y-connector to two cables ■ Standard 22 AWG cable ■ Oil resistant yellow PVC jacket | <ul style="list-style-type: none"> ■ 4 pin DC micro male to two 4 pin DC micro female connector types ■ PUR body | <ul style="list-style-type: none"> ■ 3, 4, 5 and 6 pin connector types ■ Straight or right angle female connector ■ Standard 18 AWG or braided 22 AWG cable ■ Oil resistant yellow PVC jacket ■ Coiled cord available | <ul style="list-style-type: none"> ■ 3, 4, or 5 pin connector types ■ Straight or right angle versions ■ Standard 18 AWG cable ■ Oil resistant yellow PVC jacket ■ ToughWeld | <ul style="list-style-type: none"> ■ 3 or 4 pin connector types ■ Straight or right angle versions ■ Standard 22 AWG cable ■ Oil resistant yellow PVC jacket | <ul style="list-style-type: none"> ■ 3 or 4 pin connector types ■ Straight or right angle female connector ■ Standard 24 AWG cable ■ Oil resistant yellow PVC jacket | <ul style="list-style-type: none"> ■ 7, 8, 9, 10 and 12 pin connector ■ Male and female versions ■ 1/2-14 NPT threads ■ Heavy duty 16 AWG conductors ■ Oil resistant PVC conductor insulation ■ Rugged anodized aluminum body and PVC insert |
| Rated Voltage | ■ 300V | ■ 300V | ■ 300V | ■ 300V | ■ 300V | ■ 300V | ■ 600V |
| Connector/Body Dimensions | <ul style="list-style-type: none"> ■ Y-connector: 38mm x 20mm x 53 mm ■ Straight micro: 43mm x 15mm ■ Right-angle micro: 43mm x 31mm | <ul style="list-style-type: none"> ■ 40mm x 40mm x 13mm | <ul style="list-style-type: none"> ■ Straight: 43mm x 15mm ■ Right angle: 30mm x 42mm | <ul style="list-style-type: none"> ■ Straight: 43mm x 15mm ■ Right angle: 30mm x 42mm | <ul style="list-style-type: none"> ■ Straight: 43mm x 15mm ■ Right angle: 30mm x 42mm | <ul style="list-style-type: none"> ■ Straight: 43mm x 15mm ■ Right angle: 30mm x 42mm | <ul style="list-style-type: none"> ■ 33mm x 32mm |
| Additional Info | <ul style="list-style-type: none"> ■ M115 catalog page 3-55 ■ www.ab.com/catalogs | <ul style="list-style-type: none"> ■ M115 catalog page 3-52 ■ www.ab.com/catalogs | <ul style="list-style-type: none"> ■ M115 catalog page 3-67 ■ www.ab.com/catalogs | <ul style="list-style-type: none"> ■ M115 catalog page 3-71 ■ www.ab.com/catalogs | <ul style="list-style-type: none"> ■ M115 catalog page 3-82 ■ www.ab.com/catalogs | <ul style="list-style-type: none"> ■ M115 catalog page 3-85 ■ www.ab.com/catalogs | <ul style="list-style-type: none"> ■ M115 catalog page 3-31 ■ www.ab.com/catalogs |

| | 889P Pico-Style Cordsets | 889P Pico-Style Patchcords | 889P DC Micro to Pico Patchcords | 879PZ Pico to DC Micro Y-Cables | 898P Pico-Style Splitters | 871A & 889N DC Micro to Mini Patchcords | 898P Pico-Style Distribution Boxes |
|----------------------------------|---|---|---|---|---|--|---|
| |  |  |  |  |  |  |  |
| Description | ■ Female illuminated pico cordset | ■ Male to female pico patchcord | ■ Male DC micro to female pico patchcord | ■ Male DC micro to 2 female pico | ■ Pico splitters | ■ Male DC to female mini patchcord | ■ Pico distribution boxes |
| Features | <ul style="list-style-type: none"> ■ 3 pin connector types ■ Right angle female versions ■ Standard 24 AWG cable ■ PNP or NPN versions ■ Oil resistant yellow PVC jacket | <ul style="list-style-type: none"> ■ 3 and 4 pin connector types ■ Straight or right angle connector styles ■ Standard 24AWG cable ■ Oil resistant PVC or PUR cable | <ul style="list-style-type: none"> ■ 4 pin male DC micro to 3 or 4 pin pico connectors ■ Right angle DC micro to straight or right angle pico connector ■ Standard 24 AWG cable ■ Oil resistant yellow PVC jacket | <ul style="list-style-type: none"> ■ 3 and 4 pin pico connector types ■ Straight or right angle connector styles ■ Standard 24AWG cable ■ Oil resistant PVC or PUR cable" | <ul style="list-style-type: none"> ■ 3 pin pico male to two 4 pin pico or DC micro female connector types | <ul style="list-style-type: none"> ■ 4 pin male DC micro to 4 pin mini connectors ■ Straight DC micro to straight mini connector ■ Standard 22 AWG cable ■ Oil resistant yellow PVC jacket | <ul style="list-style-type: none"> ■ 3 pin pico connector type ■ Top mount inputs ■ 4, 6, 8, or 10 port parallel wired ■ PNP LED versions ■ Pre-wired master cable ■ Rugged yellow PET body |
| Rated Voltage | ■ 300V | ■ 60V AC / 75V DC | ■ 300V | ■ 60V AC / 75V DC | ■ 60V AC / 75V DC | ■ 300V | ■ 10-30V DC |
| Connector/Body Dimensions | <ul style="list-style-type: none"> ■ 20mm x 25mm | <ul style="list-style-type: none"> ■ Straight: 31mm x 10mm ■ Right angle: 26mm x 17mm | <ul style="list-style-type: none"> ■ DC micro: 31mm x 26mm ■ Straight pico: 43mm x 8mm ■ Right-angle pico: 17mm x 43mm | <ul style="list-style-type: none"> ■ Y-connector: 52mm x 18mm ■ Straight pico: 31mm x 10mm ■ Right-angle pico: 26mm x 17mm x 10mm | <ul style="list-style-type: none"> ■ Micro to pico: 35mm x 39mm x 15mm ■ Pico to pico: 27mm x 38mm x 11mm | <ul style="list-style-type: none"> ■ DC micro: 31mm x 26mm ■ Straight pico: 43mm x 8mm ■ Right-angle pico: 17mm x 43mm | <ul style="list-style-type: none"> ■ 4-port: 88mm x 26mm x 26mm ■ 6-port: 120mm x 26mm x 26mm ■ 8-port: 145mm x 26mm x 26mm ■ 10-port: 170mm x 26mm x 26mm |
| Additional Info | <ul style="list-style-type: none"> ■ M115 catalog page 3-86 and 3-88 ■ www.ab.com/catalogs | <ul style="list-style-type: none"> ■ M115 catalog page 3-89 ■ www.ab.com/catalogs | <ul style="list-style-type: none"> ■ M115 catalog page 3-91 ■ www.ab.com/catalogs | <ul style="list-style-type: none"> ■ M115 catalog page 3-95 ■ www.ab.com/catalogs | <ul style="list-style-type: none"> ■ M115 catalog page 3-93 ■ www.ab.com/catalogs | <ul style="list-style-type: none"> ■ M115 catalog page 3-51 ■ www.ab.com/catalogs | <ul style="list-style-type: none"> ■ M115 catalog page 3-99 ■ www.ab.com/catalogs |

| 888N Mini-Style Receptacles | 888D DC Micro-Style Receptacles | 888R AC Micro-Style Receptacles | 888P Pico-Style Receptacles | 898N Mini-Style Distribution Boxes | 898D DC Micro-Style Distribution Boxes | 898R AC Micro-Style Distribution Boxes |
|--|---|---|---|--|---|--|
|  |  |  |  |  |  |  |
| <ul style="list-style-type: none"> Mini receptacles | <ul style="list-style-type: none"> DC micro receptacles | <ul style="list-style-type: none"> AC micro receptacles | <ul style="list-style-type: none"> Pico receptacles | <ul style="list-style-type: none"> Mini distribution boxes | <ul style="list-style-type: none"> DC micro distribution boxes | <ul style="list-style-type: none"> AC micro distribution boxes |
| <ul style="list-style-type: none"> 3, 4, 5, and 6 pin connectors Male and female versions 1/2-14 NPT threads Heavy duty 16 AWG conductors Oil resistant PVC conductor insulation Rugged die cast zinc body 600V | <ul style="list-style-type: none"> 4 and 5 pin connectors 3, 4 or 5 wire connection Male and female versions 1/2 NPT, 1/4 NPT or M14x1 threads 22 AWG conductors Oil resistant PVC conductor insulation Front or rear mount styles 300V | <ul style="list-style-type: none"> 3, 4 and 5 pin connectors Male and female versions 1/2 NPT or M14x1 threads 22 AWG conductors Oil resistant PVC conductor insulation Rugged anodized aluminum body 300V | <ul style="list-style-type: none"> 3 and 4 pin pico connector types Male and female versions M8 x 0.5 mounting threads 24AWG connectors Oil resistant PVC conductor insulation Rugged nickel-plated brass body 60V AC / 75V DC | <ul style="list-style-type: none"> 3 and 4 pin mini connector type Side mount inputs 4, 6, or 8 port parallel wired LED and non-LED versions Mini-Plus style quick disconnect master connector Rugged yellow PET body Non-LED models: 600V LED models: 120V AC | <ul style="list-style-type: none"> 4 and 5 pin DC micro connector types Top mount inputs 4, 6, or 8 port parallel wired PNP or NPN wired LED and non-LED versions Single input or dual inputs per port Prewired master cable or mini-plus style QD Rugged yellow PET body Non-LED models: 300V LED models: 10-30V DC | <ul style="list-style-type: none"> 3 pin AC micro connector type Side mount inputs 4, 6, or 8 port parallel wired LED and non-LED versions Mini-plus style quick disconnect master connector Rugged yellow PET body 300V (Non-LED models) 120V AC (LED models) |
| <ul style="list-style-type: none"> 25.4mm x 25.4mm | <ul style="list-style-type: none"> 25.4mm x 25.4mm | <ul style="list-style-type: none"> 24mm x 24mm 24mm x 18mm | <ul style="list-style-type: none"> Male: 19mm x 10mm Female: 16mm x 10mm | <ul style="list-style-type: none"> 4 port: 98mm x 73mm x 38mm 6 port: 143mm x 73mm x 38mm 8 port: 187mm x 73mm x 38mm | <ul style="list-style-type: none"> 4 port: 83mm x 54mm x 26mm 6 port: 100mm x 54mm x 26mm 8 port: 127mm x 54mm x 26mm | <ul style="list-style-type: none"> 4 port: 98mm x 73mm x 38mm 6 port: 143mm x 73mm x 38mm 8 port: 187mm x 73mm x 38mm |
| <ul style="list-style-type: none"> M115 catalog page 3-15 www.ab.com/catalogs | <ul style="list-style-type: none"> This magazine page 71 M115 catalog page 3-57 www.ab.com/catalogs | <ul style="list-style-type: none"> M115 catalog page 3-75 www.ab.com/catalogs | <ul style="list-style-type: none"> M115 catalog page 3-97 www.ab.com/catalogs | <ul style="list-style-type: none"> M115 catalog page 3-17 www.ab.com/catalogs | <ul style="list-style-type: none"> M115 catalog page 3-59 www.ab.com/catalogs | <ul style="list-style-type: none"> M115 catalog page 3-77 www.ab.com/catalogs |

| 871A Mini-Style Terminal Chambers (Field Attachable) | 871A DC Micro-Style Terminal Chambers (Field Attachable) | 889D DC Micro-Style IDC Terminal Chambers (Field Attachable) | 871A AC Micro-Style Terminal Chambers (Field Attachable) | 889P Pico-Style IDC Terminal Chambers (Field Attachable) | 1667 PanelConnect | Cable Spools |
|---|--|--|---|---|---|--|
|  |  |  |  |  |  |  |
| <ul style="list-style-type: none"> Male or female mini terminal chambers | <ul style="list-style-type: none"> Male or female DC micro terminal chambers | <ul style="list-style-type: none"> Male or female DC micro terminal chambers | <ul style="list-style-type: none"> Male or female AC micro terminal chambers | <ul style="list-style-type: none"> Male or female pico terminal chambers | <ul style="list-style-type: none"> 16-point input for 8 port distribution boxes (LED and non-LED) OR 16-point output for direct connection to pneumatic valves via 4/8 port distribution boxes | <ul style="list-style-type: none"> Cable spools |
| <ul style="list-style-type: none"> 3, 4 and 5 pin connector types Male and female versions Screw terminal connection Glass filled Nylon connector body Supports cable O.D.s from 4.5mm to 14mm 600V | <ul style="list-style-type: none"> 4 and 5 pin connector types Male and female versions Straight and right angle models Screw terminal connection Glass filled Nylon connector body Supports cable O.D.s from 4mm to 8mm 250V | <ul style="list-style-type: none"> 3 and 4 pin connector types Male and female versions Straight and right angle styles Insulation Displacement Connection (IDC) technology Fits cable O.D.s from 4.0mm to 5.1mm For use with 24AWG to 20AWG wire with wire outer diameters from 1.2mm to 1.6mm 32V | <ul style="list-style-type: none"> 3 pin connector type Male and female versions Straight and right angle models Screw terminal connection Glass filled Nylon connector body Supports cable O.D.s from 4mm to 8mm 250V | <ul style="list-style-type: none"> 3 and 4 pin connector types Male and female versions Straight connector style Insulation Displacement Connection (IDC) technology Fits cable O.D.s from 4.0mm to 5.1mm For use with 24AWG to 20AWG wire with wire outer diameters from 1.2mm to 1.6mm 32V | <ul style="list-style-type: none"> Mini-plus and M23-style quick disconnect Supports 16 point AC and DC inputs (for sensors) or outputs (for pneumatic valves) Supports 16 point AC and DC input modules (sink & source) Supports 1746, 1756, 1769, 1771 and 1794 I/O platform 10-265V DC and 10-265V AC | <ul style="list-style-type: none"> 3-, 4-, and 5-conductor AWM styles Braided shield or unshielded versions Yellow or black PVC cable jacket 22AWG or 18AWG conductors IEC color code 300V |
| <ul style="list-style-type: none"> 81mm x 27mm | <ul style="list-style-type: none"> Straight: 51mm x 20mm Right angle: 37mm x 35mm | <ul style="list-style-type: none"> Straight: 55mm x 15mm Right angle: 39mm x 39mm x 15mm | <ul style="list-style-type: none"> Straight: 51mm x 20mm Right angle: 37mm x 35mm | <ul style="list-style-type: none"> Male: 55mm x 13mm Female: 47mm x 13mm | <ul style="list-style-type: none"> 114.5mm x 80mm x 43mm (out) and 38mm (in) | |
| <ul style="list-style-type: none"> M115 catalog page 3-20 www.ab.com/catalogs | <ul style="list-style-type: none"> M115 catalog page 3-63 www.ab.com/catalogs | <ul style="list-style-type: none"> M115 catalog page 3-64 www.ab.com/catalogs | <ul style="list-style-type: none"> M115 catalog page 3-80 www.ab.com/catalogs | <ul style="list-style-type: none"> M115 catalog page 3-103 www.ab.com/catalogs | <ul style="list-style-type: none"> A115 catalog page 12-122 www.ab.com/catalogs | <ul style="list-style-type: none"> This magazine page 69 www.ab.com/sensors |