

**TITLE**  
**TRANSFORMER, ADSL,**  
**CUSTOMER PREMISES**

**SCHOTT**  
 CORPORATION  
 1000 PARKERS LAKE ROAD  
 WAYZATA, MN 55391

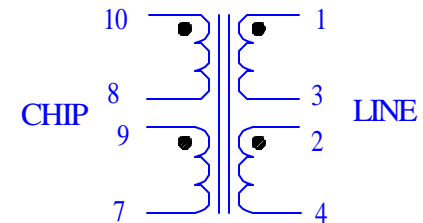
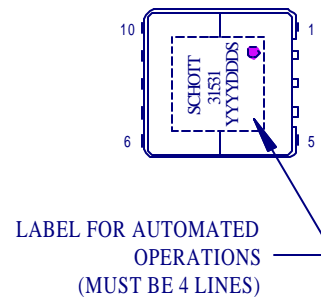
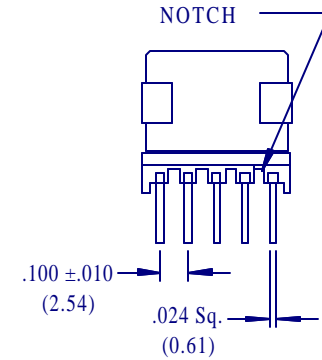
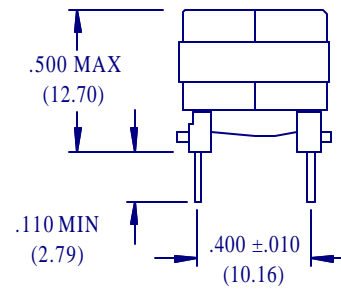
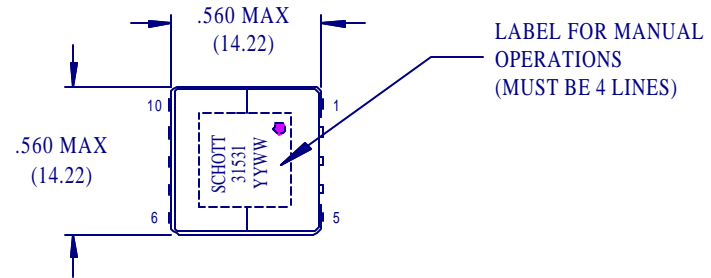
**AGENCY APPROVAL**  
**BABT PENDING**

**PART NUMBER**  
**31531**  
 REV 2 PAGE 1 END

**SPECIFICATIONS**

TEMP CLASS 105°C  
 Designed to meet UL1950/IEC-950 for  
 working voltage of 250 Vrms, Supplementary Insulation

1. INDUCTANCE: @ 0.1 Vrms, 10 KHz  
 10-8-9-7 = 386.7 TO 427.4 μH
2. LEAKAGE INDUCTANCE: @ 0.1 Vrms, 100 KHz  
 10-8-9-7 W/ 1-3-2-4 SHORTED = 10 μH MAX
3. IWC: 1-3-2-4 TO 10-8-9-7  
 @ 100 KHz, 0.1Vrms = 18 pF MAX
4. TURNS RATIO: 1-3 : 2-4 : 10-8 : 9-7 = 1 : 1 : 1 : 1 ± 2%
5. DC RESISTANCE: OHMS MAX  
 1-3, 2-4 = 0.70  
 10-8, 9-7 = 0.60
6. LONGITUDINAL BALANCE:  
 @ 100 KHz, 100 OHMS, = 60 dB MIN
7. DWV: 1500 Vac (1 minute qualification test)  
 2500 Vdc (or 1800 Vac) Schott production test  
 1-2-3-4 TO 7-8-9-10 - Safety critical  
 ALL WINDINGS TO CORE
8. HARMONIC DISTORTION:  
 @ 100 KHz, 100 OHM, 15 Vp-p, = -80 dB MAX



inches  
 (mm)

TOLERANCES UNLESS OTHERWISE NOTED	2 PLACE	3 PLACE	ANGLE
	+ .02	+ .010	+ °