

**PLEASE CHECK WWW.MOLEX.COM FOR LATEST PART INFORMATION**

**Part Number:** **0014600121**  
**Status:** **Active**  
**Description:** 2.54mm (.100") Pitch SL™ Insulation Displacement Connector Assembly, Female, Single Row, Version A, Nonpolarized, Wire Size 24, 3.81µm (150µ") Tin/Lead (SnPb), 12 Circuits

**Documents:**

[3D Model](#) [Product Specification PS-70400 \(PDF\)](#)  
[Drawing \(PDF\)](#) [RoHS Certificate of Compliance \(PDF\)](#)

**Agency Certification**

CSA LR19980  
 UL E29179

**General**

Product Family Ribbon Cable / Wire Trap Connectors  
 Series [70400](#)  
 Comments Terminals Preloaded  
 Component Type Housing  
 Glow-Wire Compliant No  
 Product Name SL™

**Physical**

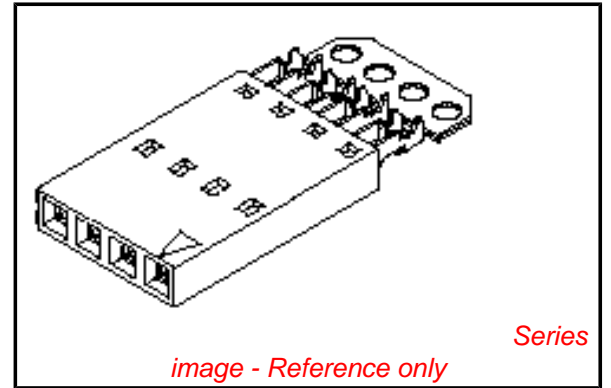
Circuits (Loaded) 12  
 Color - Resin Black  
 Durability (mating cycles max) 25  
 Entry Angle Vertical  
 Flammability 94V-0  
 Lock to Mating Part None  
 Material - Metal Phosphor Bronze  
 Material - Plating Mating Tin  
 Material - Plating Termination Tin  
 Material - Resin Polyester Alloy  
 Number of Rows 1  
 PCB Retention None  
 Packaging Type Tube  
 Pitch - Mating Interface (in) 0.100 In  
 Pitch - Mating Interface (mm) 2.54 mm  
 Plating min: Mating (µin) 150  
 Plating min: Mating (µm) 3.75  
 Plating min: Termination (µin) 75  
 Plating min: Termination (µm) 1.875  
 Polarized to Mating Part No  
 Stackable Yes  
 Surface Mount Compatible (SMC) N/A  
 Temperature Range - Operating -40°C to +105°C  
 Termination Interface: Style IDT or Pierce  
 Wire Insulation Diameter 1.35mm (.053") max.  
 Wire Size AWG 24  
 Wire/Cable Type Discrete Wire, Ribbon Cable

**Electrical**

Current - Maximum per Contact 3A  
 Voltage - Maximum 250V

**Material Info**

Old Part Number 70400-0011



**EU RoHS**

**ELV and RoHS Compliant**  
**REACH SVHC Not Reviewed**  
**Halogen-Free Status Not Reviewed**

**China RoHS**



**Need more information on product environmental compliance?**

Email [productcompliance@molex.com](mailto:productcompliance@molex.com)  
 For a multiple part number RoHS Certificate of Compliance, [click here](#)

Please visit the [Contact Us](#) section for any non-product compliance questions.

**Search Parts in this Series**

[70400Series](#)

**Mates With**

Single Row headers and housings, [8624](#) , [70203](#) , [42375](#) , [42377](#)

**Use With**

[7307](#) Tinned 28AWG, [7767](#) Topcoat 28AWG, [24241](#) Tinned 26AWG, [8996](#) Topcoat 26AWG, [24226](#) Tinned 24AWG, [8997](#) Topcoat 24AWG, [24369](#) High Flex 26AWG, [24389](#) High Flex 24AWG

**Application Tooling | FAQ**

*Tooling specifications and manuals are found by selecting the products below. Crimp Height Specifications are then contained in the Application Tooling Specification document.*

**Global**

Description	Product #
Hawk Semi- Automatic Discrete	<a href="#">0011201337</a>

## Reference - Drawing Numbers

Product Specification  
Sales Drawing

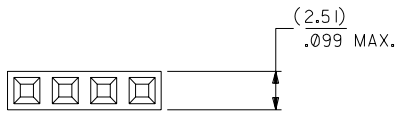
PS-70400  
SDA-70400-0001-0024

Wire Terminator for SL - Rebuilt US*	
Hawk™ Ribbon	<u>0623003000</u>
Cable Terminator for SL without Break-off	
Hawk™ Semi- Automatic Discrete	<u>0623003100</u>
Wire Terminator for SL	
Hawk™ Flat Flex	<u>0623005200</u>
Cable Terminator for SL with Break-off	
Hawk™ Ribbon	<u>0623005300</u>
Cable Terminator with for SL Break-off	
Hawk™ Semi- Automatic Discrete	<u>0623004900</u>
Wire Terminator for SL - Rebuilt CE Approved*	

This document was generated on 03/30/2010

**PLEASE CHECK [WWW.MOLEX.COM](http://WWW.MOLEX.COM) FOR LATEST PART INFORMATION**

# OPTION A

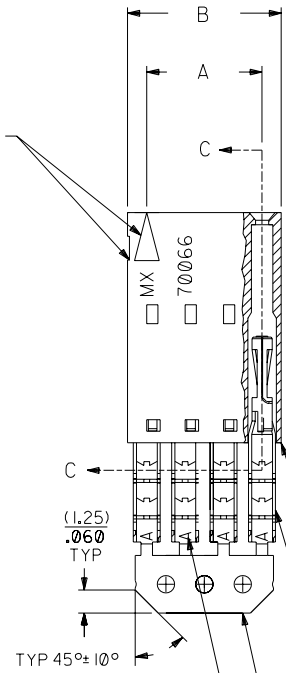


## NOTES:

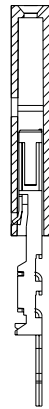
- 1) TO BE USED WITH (24) AWG. STRANDED WIRE WITH (1.35)/.053 DIA. MAX. INSULATION.
- 2) SEE CHART FOR CIRCUIT SIZES.
- 3) STANDARD PACKAGING PER PK-70400-0001. OPTIONAL PACKAGING MAY BE AVAILABLE, REQUEST DWG. PK-70400
- 4) PARTS STACKABLE END TO END AND SIDE BY SIDE ON (2.54)/.100 CENTERS.
- 5) REFER TO PRODUCT SPECIFICATION: PS-70400.
- 6) SEE DWG. SDA-70400-\*\*\*\* (SHT. 5) FOR OPTIONAL HOUSING DETAILS.
- 7) 4 CIRCUIT SHOWN.
- 8) TO MATE WITH MOLEX (2.54)/.100 CENTERLINE HEADERS.

9) 2 CIRCUIT ASSEMBLIES SUPPLIED AS GROUPED PAIRS.

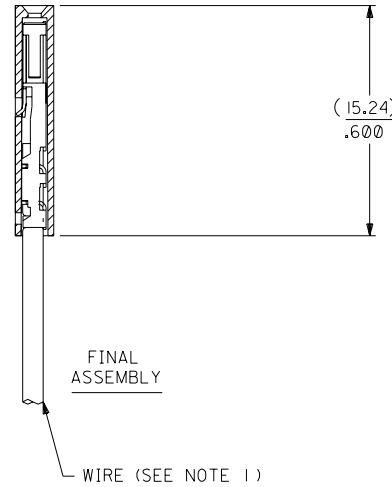
CIRCUIT NO. 1  
SLOT OR ARROW



## SECTION C-C



PRE-LOADED ASSEMBLY



FINAL ASSEMBLY

HOUSING PART NO. 70066-\*\*\*\*  
MATERIAL: G.F. POLYESTER, 94V-0

TERMINAL PART NO. 70028-\*\*\*\*  
MATERIAL: PHOSPHOR BRONZE  
PLATING PER ES-88-\*\*\*

TIN - .000150 MIN. TIN OVER  
.000050 MIN. NICKEL PLATE.

\*THE PRIMARY SHIPPING CARTON WILL BE LABELED "COMPLIANT TO ROHS DIRECTIVE 2002/95/EC AND ELV ANNEX II OF DIRECTIVE 2000/53/EC". CARTONS WITHOUT THIS LABEL MAY CONTAIN PRODUCT WITH LEAD.

### I.D. SLOT CODE TO WIRE GAUGE CHART

I.D. SLOT CODE	WIRE GAUGE
A	24 AWG.

### PLATING CODE (STRIPE ON CARRIER STRIP)

PLATING	COLOR
TIN	NONE

CKT. SIZE	DIMENSIONS (INCH)		EDP. NO.	ENG. NO.
	A	B		
2	( 2.54 ) .100	( 5.05 ) .199	14-60-0021	A-70400-0001
3	( 5.08 ) .200	( 7.59 ) .299	14-60-0031	A-70400-0002
4	( 7.62 ) .300	( 10.13 ) .399	14-60-0041	A-70400-0003
5	( 10.16 ) .400	( 12.67 ) .499	14-60-0051	A-70400-0004
6	( 12.70 ) .500	( 15.21 ) .599	14-60-0061	A-70400-0005
7	( 15.24 ) .600	( 17.75 ) .699	14-60-0071	A-70400-0006
8	( 17.78 ) .700	( 20.29 ) .799	14-60-0081	A-70400-0007
9	( 20.32 ) .800	( 22.83 ) .899	14-60-0091	A-70400-0008
10	( 22.86 ) .900	( 25.37 ) .999	14-60-0101	A-70400-0009
11	( 25.54 ) 1.000	( 27.91 ) 1.099	14-60-0111	A-70400-0010
12	( 27.94 ) 1.100	( 30.45 ) 1.199	14-60-0121	A-70400-0011
13	( 30.48 ) 1.200	( 32.99 ) 1.299	14-60-0131	A-70400-0012
14	( 33.02 ) 1.300	( 35.53 ) 1.399	14-60-0141	A-70400-0013
15	( 35.56 ) 1.400	( 38.07 ) 1.499	14-60-0151	A-70400-0014
16	( 38.01 ) 1.500	( 40.61 ) 1.599	14-60-0161	A-70400-0015
17	( 40.64 ) 1.600	( 43.15 ) 1.699	14-60-0171	A-70400-0016
18	( 43.18 ) 1.700	( 45.69 ) 1.799	14-60-0181	A-70400-0017
19	( 45.72 ) 1.800	( 48.23 ) 1.899	14-60-0191	A-70400-0018
20	( 48.26 ) 1.900	( 50.77 ) 1.999	14-60-0201	A-70400-0019
21	( 50.80 ) 2.000	( 53.31 ) 2.099	14-60-0211	A-70400-0020
22	( 53.34 ) 2.100	( 55.85 ) 2.199	14-60-0221	A-70400-0021
23	( 55.88 ) 2.200	( 58.39 ) 2.299	14-60-0231	A-70400-0022
24	( 58.42 ) 2.300	( 60.93 ) 2.399	14-60-0241	A-70400-0023
25	( 60.96 ) 2.400	( 63.47 ) 2.499	14-60-0251	A-70400-0024

LT.	REVISIONS	LT.	REVISIONS
G	LEAD FREE UCP2004-1769 RWHITE 04/03/17	E	REVISED PER ECR NO. U82110 10-17-88 AAB
FI	ADD CARRIER CHAMF ECN #UDT1998-0280 05/20/98 LMCGRATH	D	REVISE PER ECR #U80110 2/3/88 MJM
F	164 PLATING WAS 102 PER ECR # U30941 07/06/93 REED	C	REDRAWN ON CAD ECR# 8842 5/7/86 W.Z.

DIMENSIONS SHOWN (METRIC) INCH UNLESS OTHERWISE SPECIFIED TOLERANCES: ANGULAR ± 1/2°		▽ = 0 ▼ = 0 REVISE ONLY ON CAD SYSTEM	
3 PLACE ± .010 INCH METRIC ---		TITLE ASSEMBLY, SL CONNECTOR (SINGLE ROW- (2.54)/.100 GRID)	
2 PLACE ± .014 ± 0.25		MOLEX INCORPORATED SHEET NO. DATE 10/09/84	
1 PLACE --- ± 0.35		PART NO. SDA-70400-0001-0024	
DRAWING WHERE APPLICABLE MUST REMAIN WITHIN DIMENSIONS		DRWG. NO. SDA-70400-0001-0024	
DRWG. BY WAZ	CHK'D. BY WAZ	FILE NAME S70400AX1	THIS DRAWING CONTAINS INFORMATION THAT IS PROPRIETARY TO MOLEX INC. AND SHOULD NOT BE USED WITHOUT WRITTEN PERMISSION.
APP'D. BY	SCALE 4:1	SIZE DA	C