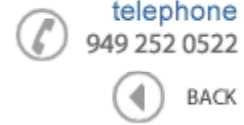




Data Sheet



Product Category: IF SAW Filter

Part Number	Package	Application	Last Modified
821-IF115.0M-C	20 x9.8 SMD	115MHz IF SAW Filter	Jan. 01 2007

TYPE :
115.0 MHz IF SAW Filter

PART NUMBER :
821-IF115.0M-C



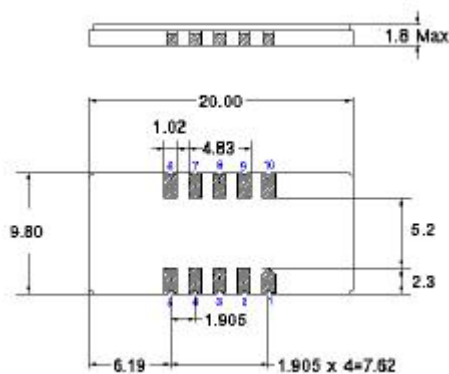
OPERATING CONDITIONS / ELECTRICAL CHARACTERISTICS

PARAMETERS	Minimum	Typical	Maximum	Units
Center Frequency (Fo)	114.9	115.0	115.1	MHz
Insertion Loss	-	22.0	24.0	dB
Source Impedance (single ended)*	-	50	-	ohm
Load Impedance (single ended)*	-	50	-	ohm
Temperature Coefficient	-	-72	-	ppm/C
Amplitude Ripple within fo+/-12.49Mhz	-	0.65	1.0	dBp-p
1dB Bandwidth	-	26.0	-	MHz
3dB Bandwidth	26.1	26.5	-	MHz
40dB Bandwidth	-	28.6	29.0	MHz
Lower Sidelobe	50	-	-	dB
Upper Sidelobe	50	-	-	dB
Absolute Delay	-	1.64	-	µsec
Group Delay Variation	-	30	100	nsec

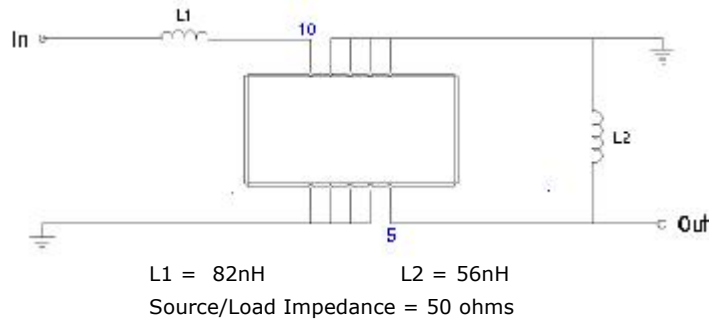
*With Matching Network (Ref. Testing Environment Circuit as shown below). Those impedances could be modified with different impedance values and/or structures, if necessary.

** Custom SAW IF Filters available. Contact Oscilent for assistance.

PACKAGE OUTLINE (mm)

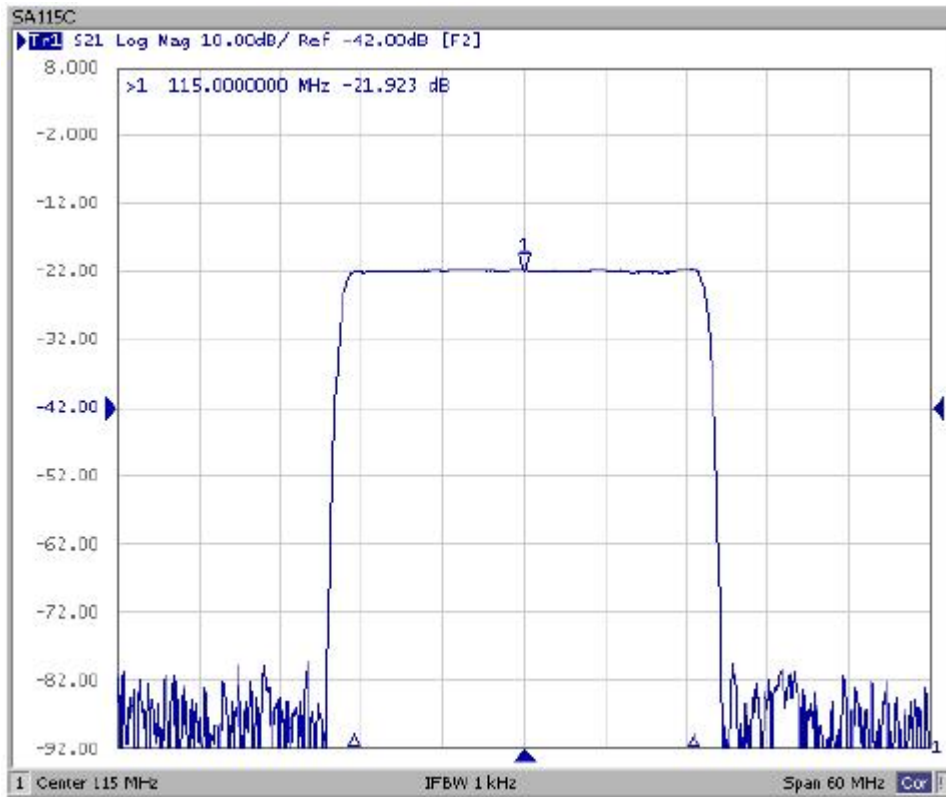


TEST FIXTURE



Pin Descriptions: IN-10, OUT-5, GROUND- 1,2,3,4,6,7,8,9

FREQUENCY RESPONSE



Oscilent Corporation - CALL **949.252.0522**

Part No.: 821-IF115.0M-C

18195 East McDermott Street, Building D, Irvine, CA 92614, USA

Fax: 949.252.0599, E-Mail: Sales@Oscilent.com