

PLEASE CHECK WWW.MOLEX.COM FOR LATEST PART INFORMATION

Part Number: [0740314001](#)
Status: **Active**
Overview: [vhdm_h](#)
Description: 2.00mm (.079") Pitch VHDM® Board-to-Board Daughter card Receptacle, Right Angle, 6 Circuits, 6-Row, Lead Free

Documents:

[Drawing \(PDF\)](#) [RoHS Certificate of Compliance \(PDF\)](#)

General

Product Family	Backplane Connectors
Series	74031
Application	Daughtercard
Component Type	PCB Receptacle
Overview	vhdm_h
Product Name	VHDM® - H Series
Style	N/A
Physical	
Circuits (Loaded)	6
Circuits (maximum)	6
Color - Resin	Black
Durability (mating cycles max)	200
First Mate / Last Break	No
Guide to Mating Part	No
Keying to Mating Part	None
Material - Metal	Copper Alloy
Material - Plating Mating	Gold
Material - Plating Termination	Tin
Material - Resin	High Temperature Thermoplastic
Number of Columns	1
Number of Pairs	Open Pin Field
Number of Rows	6
Orientation	Right Angle
PC Tail Length (in)	0.072 In
PC Tail Length (mm)	1.83 mm
PCB Locator	No
PCB Retention	None
PCB Thickness Recommended (in)	0.062 In
PCB Thickness Recommended (mm)	1.57 mm
Packaging Type	Tray
Pitch - Mating Interface (in)	0.079 In
Pitch - Mating Interface (mm)	2.00 mm
Pitch - Term. Interface (in)	0.089 In
Pitch - Term. Interface (mm)	2.25 mm
Plating min: Mating (µin)	30
Plating min: Mating (µm)	0.75
Plating min: Termination (µin)	30
Plating min: Termination (µm)	0.75
Polarized to PCB	Yes
Stackable	Yes
Surface Mount Compatible (SMC)	Yes
Temperature Range - Operating	-55°C to +85°C
Termination Interface: Style	Through Hole - Compliant Pin

Electrical

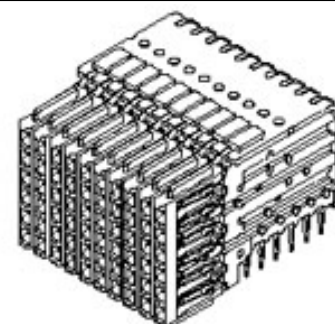


image - Reference only

Series

EU RoHS

**ELV and RoHS
Compliant**
**REACH SVHC
Contains SVHC: No**
**Halogen-Free
Status**

China RoHS



**Need more information on product
environmental compliance?**

Email productcompliance@molex.com
 For a multiple part number RoHS Certificate of Compliance, [click here](#)

Please visit the [Contact Us](#) section for any non-product compliance questions.

Search Parts in this Series

[74031Series](#)

Current - Maximum per Contact	1A
Data Rate	6.25 Gbps
Real Signals (per 25mm)	75
Voltage - Maximum	120V AC (RMS)/DC

Material Info

Reference - Drawing Numbers

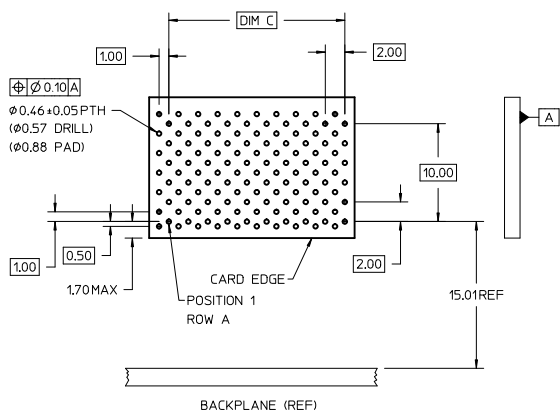
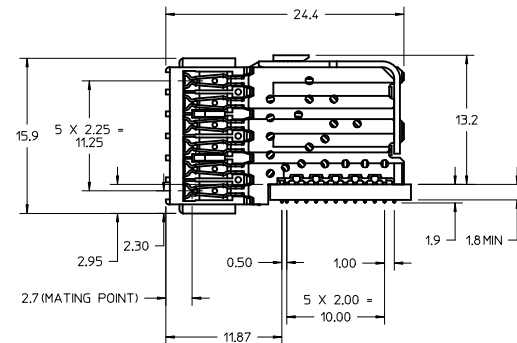
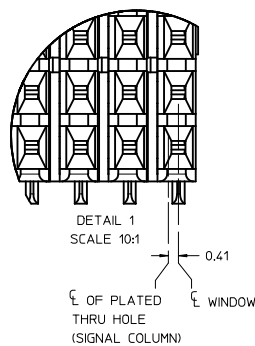
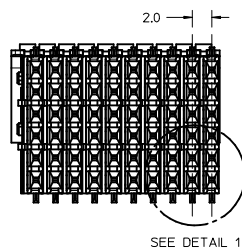
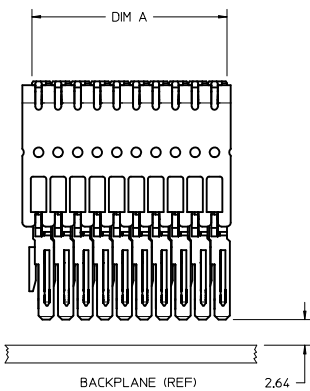
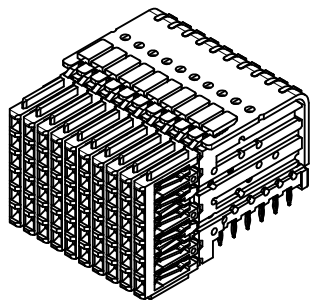
Sales Drawing	SD-74031-005
---------------	--------------

VHDM and Very High Density Metric are trademarks of Amphenol Corporation

This document was generated on 05/19/2010

PLEASE CHECK WWW.MOLEX.COM FOR LATEST PART INFORMATION

WAFER NUMBER	CONTACT PLATING DESCRIPTION	WAFER PLASTIC COLOR	TAIL PLATING DESCRIPTION
74031-3001	30uIN GOLD	BLACK	TIN/LEAD
74031-3051	50uIN GOLD W/LUBE	GRAY	TIN/LEAD
74031-4001	30uIN GOLD	BLACK	MATTE TIN



NUMBER OF SIGNAL WAFERS	A	C
10	20.0	18.00
25	50.0	48.00

NOTES:

1. MATERIALS: HOUSING - LCP, GLASS FILLED, UL94V-0. TERMINALS - HIGH PERFORMANCE COPPER ALLOY.
2. FINISH: SELECTIVE GOLD IN CONTACT AREA. SELECTIVE TIN/LEAD OR MATTE TIN ON PCB TAILS NICKEL OVERALL.
3. REFER TO MOLEX PRODUCT SPECIFICATION PS-74031-999 FOR PERFORMANCE SPECIFICATIONS.
4. SIGNAL WAFERS SUPPLIED ON STAINLESS STEEL STIFFENER ON CUSTOM DC LAYOUTS ONLY.

INITIAL RELEASE EC NO: UCP2010-1510 DRAWN: JONIAK 2010/03/05 CHYK: MELTON 2010/03/09 APPROV: SMILLER 2010/03/09	QUALITY SYMBOLS	GENERAL TOLERANCES (UNLESS SPECIFIED)	DIMENSION STYLE	SCALE	DESIGN UNITS	THIRD ANGLE PROJECTION
	∇=0 ∇=0 ∇=0	mm INCH 4 PLACES ±--- ±--- 3 PLACES ±--- ±--- 2 PLACES ±0.25 ±--- 1 PLACE ±0.38 ±--- ANGULAR ±1/2°	MM ONLY	4:1	METRIC	
		DRAFT WHERE APPLICABLE MUST REMAIN WITHIN DIMENSIONS	DRAWN BY: SDANNELLEY	DATE: 2010/02/26	TITLE: VHDM-H 6R DAUGHTERCARD SIGNAL WAFER SALES DRAWING	
			CHECKED BY: JMELTON	DATE: 2010/02/26	MOLEX INCORPORATED	
			APPROVED BY: SMILLER	DATE: 2010/03/09	DOCUMENT NO. SD-74031-005	
			MATERIAL NO. SEE TABLE		SHEET NO. 1 OF 1	
			THIS DRAWING CONTAINS INFORMATION THAT IS PROPRIETARY TO MOLEX INCORPORATED AND SHOULD NOT BE USED WITHOUT WRITTEN PERMISSION			