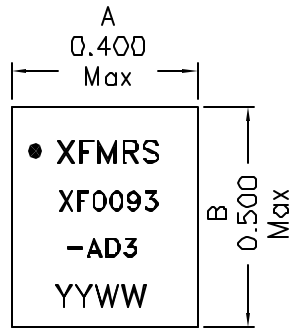
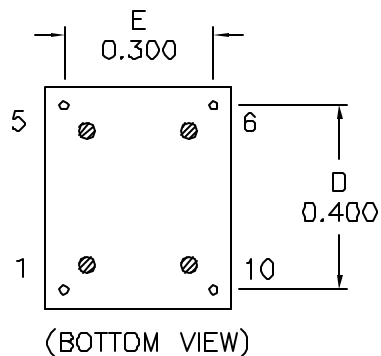
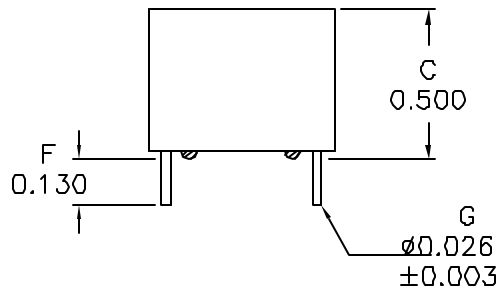


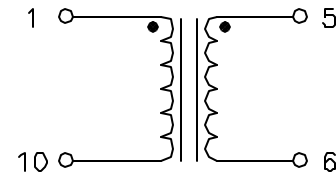
1. Mechanical Dimensions:



DOT INDICATES PIN1



2. Schematic:



Wire: 33T Bifilar #32AWG QPN
Core: Acme A10 T9x5x7

3. Electrical Specifications: @25°C

OCL: 9.0mH±30% @100KHz 50mV 0mA_{dc}
DC Res.: 0.60 Ohms Max each winding
Turns Ratio: 1:1 ±5%
HIPQT: 500Vrms Wire to Wire

Notes:

1. Solderability: Leads shall meet MIL-STD-202G, Method 208H for solderability.
2. Flammability: UL94V-0
3. ASTM oxygen index: > 28%
4. Insulation System: Class F 155°C. UL file E151556
5. Operating Temperature Range: All listed parameters are to be within tolerance from -40°C to +85°C
6. Storage Temperature Range: -55°C to +125°C
7. Aqueous wash compatible
8. Electrical and mechanical specifications 100% tested
9. RoHS Compliant Component

XFMRs Inc www.XFMRs.com		Title: COMMON MODE CHOKES	
UNLESS OTHERWISE SPECIFIED TOLERANCES: .xxx ±0.010 Dimensions in INCH	P/N: XF0093-AD3		REV. A
	DWN.	Juan Mao	Feb-15-07
	CHK.	YK Liao	Feb-15-07
SHEET 1 OF 1	APP.	Joe Huff	Feb-15-07

DOC. REV A/8