


Slide Switch 1.9/2mm-travel, for Modulator Switching Type

SSAB Series



4.2mm body width contribute in space saving.

- Detector
- Push
- Slide
- Rotary
- Encoders
- Power
- Dual-in-line Package Type
- TACT Switch™



Typical Specifications

Items		Specifications
Rating(max.)(min.) (Resistive load)		0.1A 12V DC/50μA 3V DC
Contact resistance (Initial performance/After lifetime)		30m max./80m max.
Operating force		Refer to the dimensions.
Operating life	Without load	1,000cycles
	With load	1,000cycles(0.1A 12V DC)

Custom-Products

Product Line

Travel (mm)	Actuator direction	Actuator length(mm)	Poles	Positions	Mounting method	Changeover timing	Soldering	Minimum order unit (pcs.)	Product No.	Drawing No.
1.9	Vertical	3	1	2	Snap-in (t1.2)	Non shorting	Manual, Dip	10,000	SSAB010200	1
		6							SSAB010100	
2	Horizontal	5							SSAB110100	2

Notes

1. Products other than those listed in the above chart are also available. Please contact us for details.
2. Please place purchase orders per minimum order unit(integer).

- Small size General Use type
- Big size General Use type
- Other Use type

Detector

Push

Slide

Rotary

Encoders

Power

Dual-in-line
Package Type

TACT Switch™

Custom-
Products

Small size
General Use type

Big size
General Use type

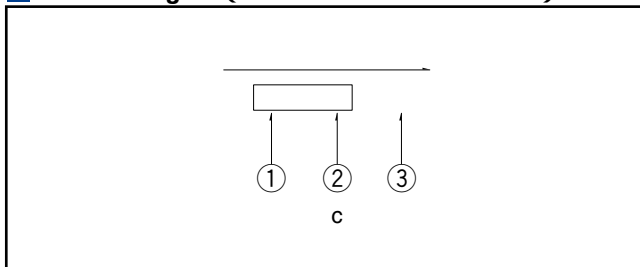
Other Use type

Dimensions















Unit:mm

No.	Style	PC board mounting hole dimensions (Viewed from the direction A)
1	<p>Vertical</p> <p>Operating force : 4±2N</p>	
2	<p>Horizontal</p> <p>Operating force : 3.5±2N</p>	

Circuit Diagram (Viewed from Direction A)



List of Varieties

Series		SSAG	SSAH	SSAD	SSSS8	SSSS7	SSSS2	SSSS9	SSSF	SSSU	SSSB	SSST	SSAA	SSAC	SSAB		
Photo																	
Outline specifications	Travel (mm)	1.5			1.5 2		2		3		4		2	1.5	1.9 2		
	Actuator direction	Horizontal			Vertical Horizontal	Horizontal	Vertical Horizontal			Vertical		Horizontal		Vertical Horizontal			
	Number of poles	1			1 2		1 2 4		2 4	1	1 2	2	1				
Dimensions (mm)	W	9.05	9.5	6.7	11.2	8.8	13	14	16.5	24.5	29	13	12.4	9.5	9		
	D	3		3.2	2.6	3	3.5	4.7	7		9	4.3	6	5.5	4.2		
	H	1.15	0.9	0.7	1.4	2		5	8.5		12	3.5	5	5.2	8.5		
Operating temperature range		-10 to +60			-40 to +85		-10 to +60										
Rating (max.)(min.) (Resistive load)		10mA 5V DC	1mA 5V DC		0.3A 4V DC		0.3A 6V DC	0.1A 12V DC	0.1A 30V DC		0.3A 30V DC	0.1A 12V DC	0.1A 30V DC	1mA 5V DC	0.1A 12V DC		
		50μA 3V DC															
Electrical performance	Initial contact resistance	200m max.		100m max.	70m max.			30m max.	25m max.		20m max.	70m max.	25m max.	100m max.	30m max.		
	Insulation resistance	100M min. 100V DC				100M min. 500V DC										100M min. 100V DC	100M min. 500V DC
	Voltage proof	100V AC for 1minute				500V AC for 1minute										100V AC for 1minute	500V AC for 1minute
Mechanical performance	Robustness of terminal	3N for 1minute					5N for 1minute			3N for 1minute	5N for 1minute						
	Robustness of actuator	Operating direction	10N		5N	10N	20N	30N		50N	20N	10N	5N	30N			
		Pulling direction	10N		10N Static force			10N	30N Static force		10N	10N	5N	40N			
Durability	Operating life without load	10,000cycles	10,000cycles	10,000cycles 100m max. 2			10,000cycles 60m max.	10,000cycles 45m max.		10,000cycles 40m max.	10,000cycles 100m max.	10,000cycles 45m max.	10,000cycles 200m max.	1,000cycles 60m max.			
	Operating life without load Load as rating	500m max.	300m max.	10,000cycles 200m max.	10,000cycles 130m max. 2			10,000cycles 80m max.	10,000cycles 65m max.		5,000cycles 60m max.	10,000cycles 130m max.	10,000cycles 65m max.	10,000cycles 80m max.			
Environmental performance	Cold	-40 ± 2 for 96h		-20 ± 2 for 96h													
	Dry heat	85 ± 2 for 96h															
	Damp heat	40 ± 2 , 90 to 95%RH for 96h															
Soldering	Manual soldering	350 ± 5 3s max.		300 ± 5 5s max.		260 ± 5 3s max.	350 ± 10 4s max.	300 ± 10 5s max.	350 ± 10 5s max.	350 ± 10 3 ± 1s		350 ± 10 3s max.	300 ± 10 3 ± 1s	300 ± 10 2s	350 ± 10 3 ± 1s		
	Dip soldering						260 ± 5 3 ± 1s	260 ± 5 5 ± 1s		260 ± 5 10 ± 1s		260 ± 5 5 ± 1s	260 ± 10 10 ± 1s	260 ± 10 5 ± 1s	260 ± 5 10 ± 1s		
	Reflow soldering	Please see P.154															
Poles-positions	1-2	—	—								—			—			
	1-3			—											—		
	1-4	—				—					—						
	2-2	—				—										—	
	2-3	—				—										—	
	2-4	—				—					—					—	
	4-2	—				—							—			—	
Page	112	115	117	119	123	126	130	135	139	143	146	147	150	152			

- Detector
- Push
- Slide
- Rotary
- Encoders
- Power
- Dual-in-line Package Type
- TACT Switch™
- Custom-Products

- Small size General Use type
- Big size General Use type
- Other Use type

Slide Switches Soldering Conditions 154
 Slide Switches Cautions 155

Note

The operating temperature range for automotive applications can be raised upon request. Please contact us for requirements of this kind.