



SM540-1 and PT541-1 ADSL Line Transformers



Features

- For use with Alcatel's DynaMiTe MTK-20140 ADSL Chipset
- Excellent Total Harmonic Distortion (THD) performance
- Both SMT and Thru-Hole package version
- Small size

ELECTRICAL SPECIFICATIONS AT 25°C:

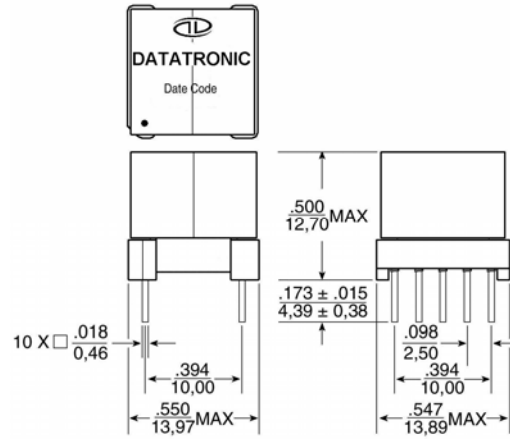
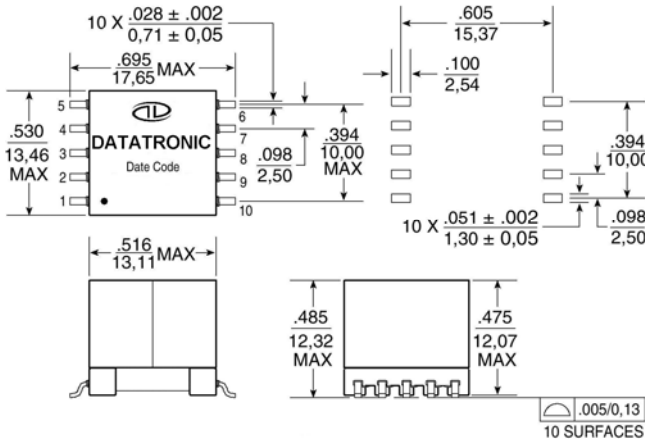
OPERATING TEMP: -40°C TO 85°C

	<u>SM540-1</u>	<u>PT541-1</u>
URNS RATIO (1-4):(10-7) (LINE TO CHIP)	1 : 1±2%	2 : 1±2%
OCL @10kHz, 0.1V		
(1-4) WITH (2-3) SHORTED	480µH±10%	410µH±10%
LEAKAGE INDUCTANCE @300kHz 0.1V		
(1-4) WITH (2-3), (7-10), (8-9) SHORTED	10.0µH MAX	6.5µH MAX
LONGITUDINAL BALANCE 30kHz – 1.1MHz	-40dB MIN	-40dB MIN
INSERTION LOSS @100kHz AND 1.1MHz	<1.0dB	<1.0dB
ISOLATION VOLTAGE (MAX)	1500 Vrms	1500 Vrms
DC RESISTANCE (1-4) WITH (2-3) SHORTED	1.0Ω MAX	0.6Ω MAX
THD LINEARITY @10kHz (MIN)	-72dB TYP	-
@20kHz (MIN)	-	-72dB TYP
APPLICATION	CPE	CO

OUTLINE DIMENSIONS

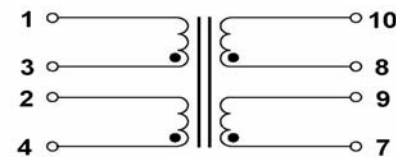
SMT

THT



NOTES:

1. Dimensions are shown in inches/millimeters
Unless otherwise specified, tolerance = Inches: ±0.010
= Millimeters: ±0,25
2. For non-RoHS parts replace SM prefix with 42- (e.g. SM540-1 becomes 42-540-1)
3. Terminal finish is compliant to RoHS requirements. Solder in accordance with J-STD-020C.



SCHEMATIC