



Data Sheet



Product Category: IF SAW Filter

Part Number
805-IF360.0M-A

Package
5.0 x 5.0 SMD

Application
Mobile Communication

Last Modified
May 22 2003

TYPE :

IF Filter for GSM, PCN system

PART NUMBER :

805-IF360.0M-A



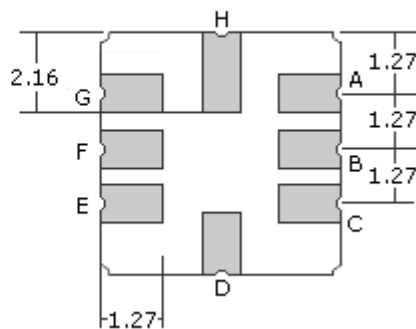
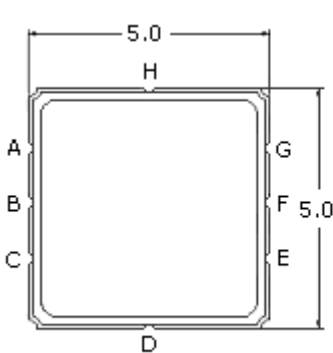
OPERATING CONDITIONS / ELECTRICAL CHARACTERISTICS

PARAMETERS		Minimum	Typical	Maximum	Units
Center Frequency (Fo)	-	-	360	-	MHz
Insertion Loss (a min.)	-	-	4.8	5.2	dB
Relative Attenuation	Fo ± 0.4 ~ Fo ± 0.6 MHz	29	38	-	dB
	Fo ± 0.6 ~ Fo ± 0.8 MHz	42	53	-	
	Fo ± 0.8 ~ Fo ± 1.6 MHz	42	55	-	
	Fo ± 1.6 ~ Fo ± 5.0MHz	45	55	-	
	Fo ± 5.0 ~ Fo ± 30.0 MHz	50	57	-	
Amplitude Ripple	Fo ± 67.7 KHz	-	0.8	1.5	dB
Group Delay Ripple	Fo ± 67.7 KHz	-	0.7	2.0	us
FTC	-	-	0.032	-	ppm/°C ²
Terminating Impedance	-	-	50	-	ohm
DC Voltage	-	-	0	-	V
Input Power	-	-	5	-	dBm
Operating Temperature	-	-20	-	+75	°C
Storage Temperature	-	-35	-	+85	°C

* Maximum Rating (Ta = 25°C)

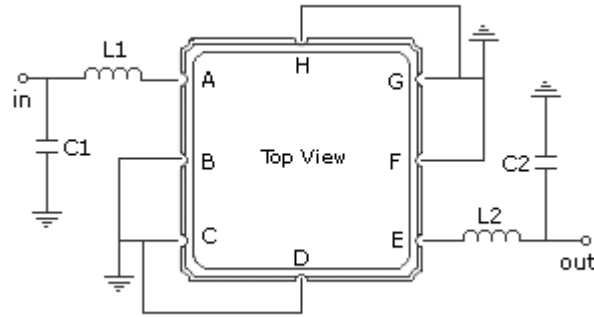
** Custom SAW IF Filters available. Contact Oscilent for assistance.

PACKAGE OUTLINE (mm)



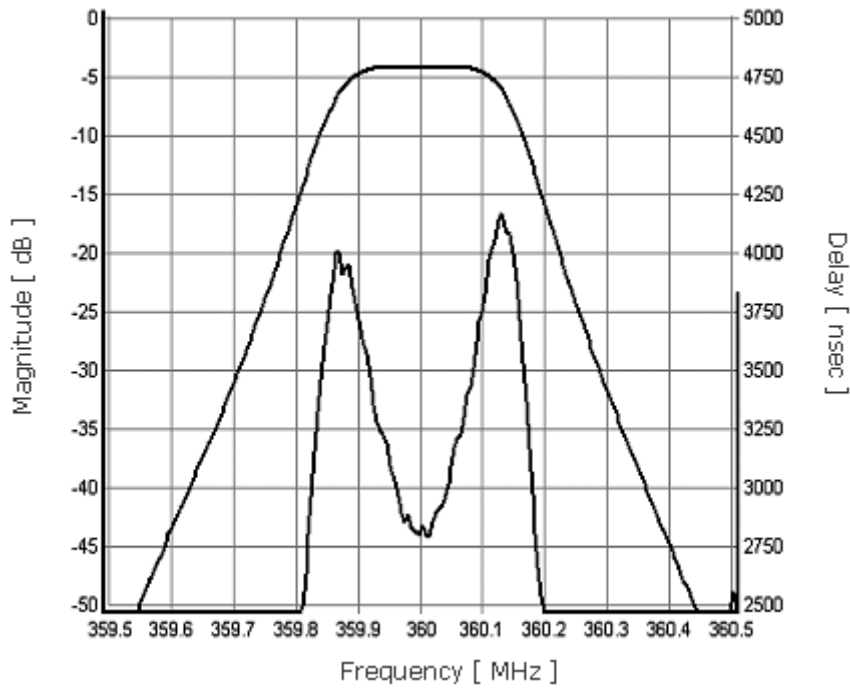
PIN LAYOUT	
A	In
B	Ground
C	Ground
D	Ground
E	Out
F	Ground
G	Ground
H	Ground

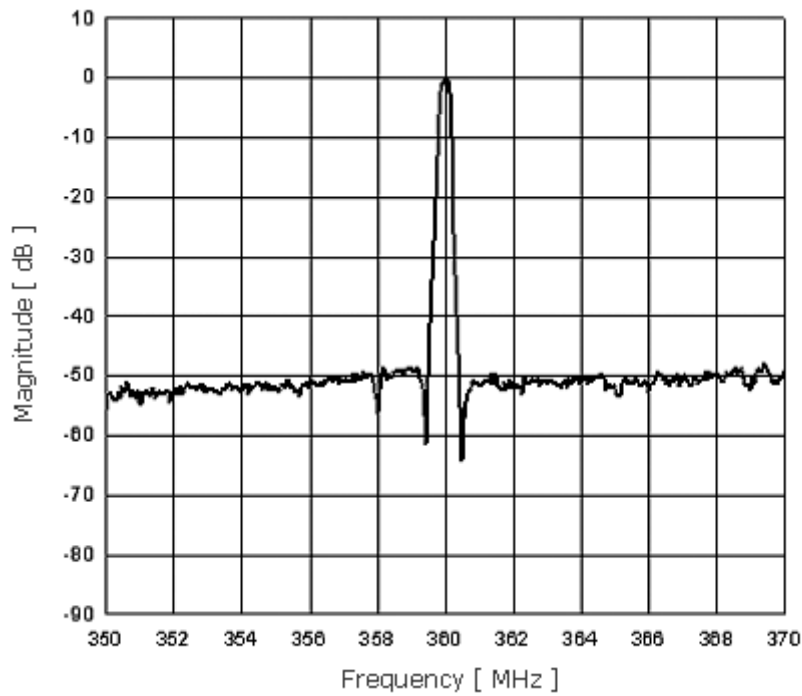
TEST FIXTURE



L1 = 68nH C1 = 7pF
 L2 = 74nH C2 = 7pF
 Source/Load Impedance = 50 ohms

FREQUENCY RESPONSE





Oscilent Corporation - CALL **949.252.0522**

Part No.: 805-IF360.0M-A

17962 Sky Park Circle, Building D, Irvine, CA 92614, USA
Fax: 949.252.0599, E-Mail: Sales@Oscilent.com