


PLEASE CHECK WWW.MOLEX.COM FOR LATEST PART INFORMATION

Part Number: [0687850003](#)
Status: **Active**
Overview: [displayport](#)
Description: Mini DisplayPort*(Plug)-to-DisplayPort*(Plug) Cable Assembly, 2.0m (6.56'), Lead-free

Documents:

[Drawing \(PDF\)](#) [RoHS Certificate of Compliance \(PDF\)](#)
[Product Specification PS-68785-0001 \(PDF\)](#)



General

Product Family	Cable Assemblies
Series	68785
Connector to Connector	Mini DisplayPort*-to-DisplayPo
Overview	displayport
Product Name	DisplayPort*, Mini DisplayPort*

Physical

Cable Length	2.0m (6.56')
Circuits (Loaded)	20
Color - Resin	Black
Gender	Male-Male
Lock to Mating Part	Yes
Packaging Type	Carton
Pitch - Mating Interface (in)	0.024 In, 0.039 In
Pitch - Mating Interface (mm)	0.60 mm, 1.00 mm
Single Ended	No
Waterproof / Dustproof	No
Wire Insulation Diameter	N/A
Wire/Cable Type	Round

Electrical

Current - Maximum per Contact	.5A
Impedance	100 ohms
Shield Type	Full Shield
Shielded	Yes
Voltage - Maximum	40V AC

Material Info

Reference - Drawing Numbers

Product Specification	PS-68785-0001
Sales Drawing	SD-68785-0001

Mini DisplayPort* and DisplayPort* are trademarks or registered trademarks of VESA

EU RoHS

**ELV and RoHS
Compliant**

REACH SVHC

Not Reviewed

Halogen-Free

Status

Not Reviewed

China RoHS



**Need more information on product
environmental compliance?**

Email productcompliance@molex.com
For a multiple part number RoHS Certificate of
Compliance, [click here](#)

Please visit the [Contact Us](#) section for any
non-product compliance questions.

Search Parts in this Series

[68785Series](#)

Mates With

[105081](#) Mini DisplayPort* Receptacles,
[47272](#) DisplayPort* Receptacles

7

6

5

4

3

2

1

REVISIONS

ECN NO	DATE	REVISION	DESCRIPTION	CHANGER
	SEP 03,09	A	INITIAL RELEASE	JOE XIE

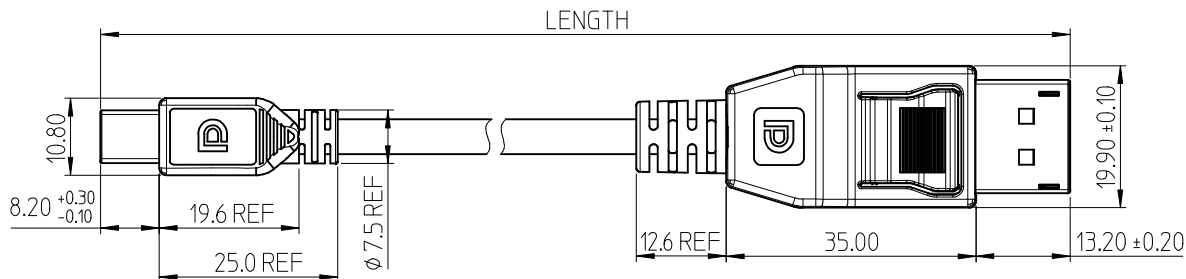
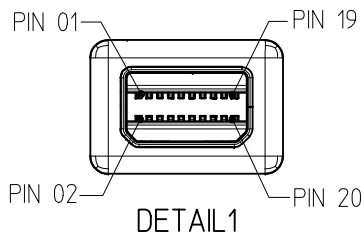
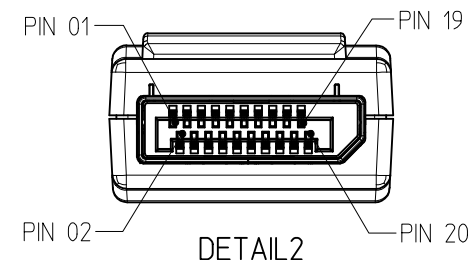
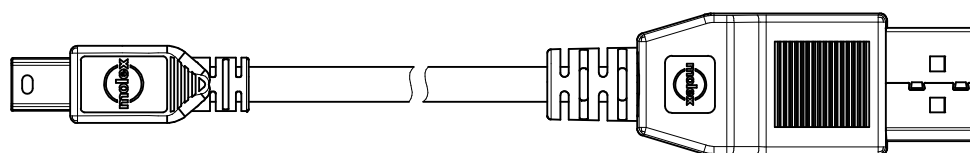
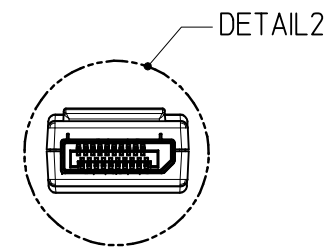
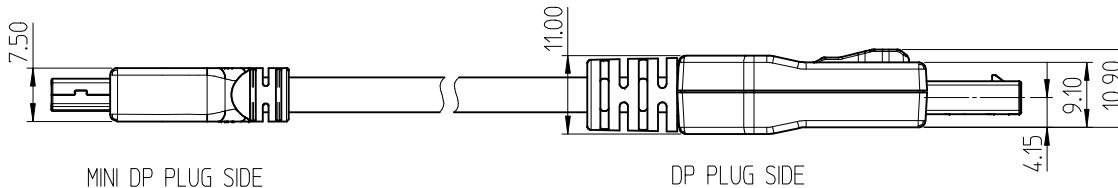
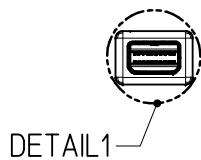


TABLE-1:

PART NO.	LENGTH
687850003	2000±40
687850002	1500±30
687850001	1000±20



EC NO: DG2010-0088 DRWN: YOXIE CHKD: CLUO APPR: CLUO 2009/11/03 2009/11/03 2009/11/03	DESCRIPTION A	QUALITY SYMBOLS ▽=0 ◻=0	GENERAL TOLERANCES (UNLESS SPECIFIED)		DIMENSION STYLE MM ONLY		SCALE ---	DESIGN UNITS METRIC	THIRD ANGLE PROJECTION
			4 PLACES ± --- ± --- 3 PLACES ± --- ± --- 2 PLACES ± 0.25 ± --- 1 PLACE ± 0.5 ± --- ANGULAR ± 1/2°	mm INCH	DRAWN BY DATE CHECKED BY DATE APPROVED BY DATE	TITLE MINIDP PLUG TO DP PLUG CABLE ASSY (GENERAL)			
DRAFT WHERE APPLICABLE MUST REMAIN WITHIN DIMENSIONS			MATERIAL NO. SEE TABLE-1		MOLEX INCORPORATED		DOCUMENT NO. SD-68785-0001	SHEET NO. 1 OF 2	
THIS DRAWING CONTAINS INFORMATION THAT IS PROPRIETARY TO MOLEX INCORPORATED AND SHOULD NOT BE USED WITHOUT WRITTEN PERMISSION									

6

5

4

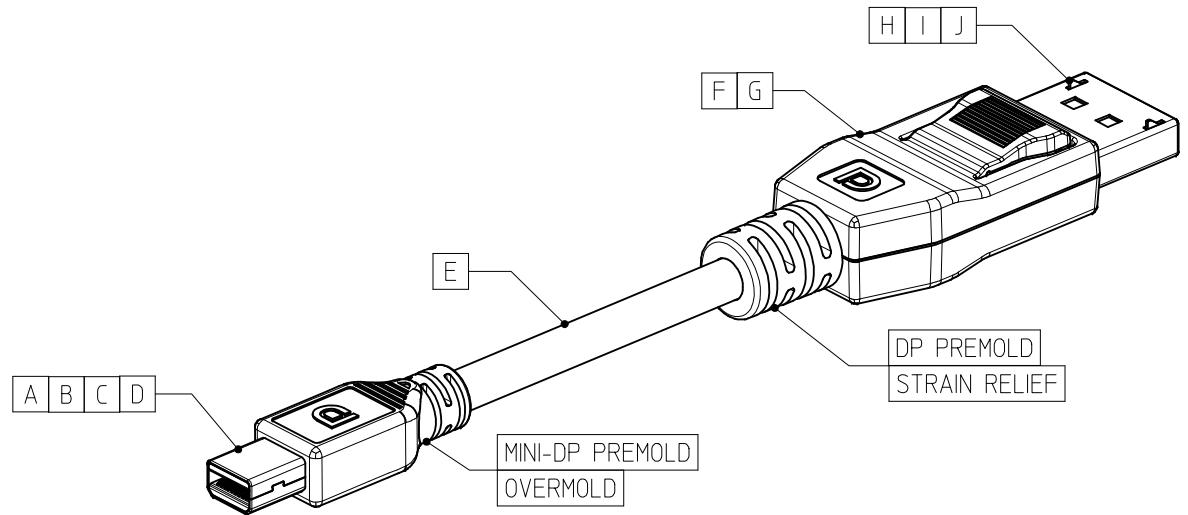
3

2

1

WIRING DIAGRAM

MINI DP PLUG SOURCE SIDE	FUNCTION	DP PLUG SINK SIDE
PIN 01	GROUND	PIN 11
PIN 03	ML0+	PIN 12
PIN 05	ML0-	PIN 10
PIN 07	GROUND	PIN 08
PIN 09	ML1+	PIN 09
PIN 11	ML1-	PIN 07
PIN 13	GROUND	PIN 05
PIN 15	ML2+	PIN 06
PIN 17	ML2-	PIN 04
PIN 19	GROUND	PIN 19
PIN 02	HOT PLUG DETECT	PIN 18
PIN 04	CONFIG 1	PIN 13
PIN 06	CONFIG 2	PIN 14
PIN 08	GROUND	PIN 02
PIN 10	ML3+	PIN 03
PIN 12	ML3-	PIN 01
PIN 14	GROUND	PIN 16
PIN 16	AUX+	PIN 15
PIN 18	AUX-	PIN 17
PIN 20	NO CONNECTION	PIN 20
SHELL	GROUND	SHELL



NOTES:

1. MATERIALS:

- OVERMOLD: PVC, COLOR BLACK, UL94-V0;
- STRAIN RELIEF: PVC, COLOR BLACK, UL94-V0;
- CABLE: PVC JACKET, BLACK, UL94-VW-1.

2. THE PRODUCT COMPLIANT TO MOLEX ES-40000-5016.

ITEM	DESCRIPTION	MATERIAL	USAGE
J	DP PLUG WITH LATCH	---	1 PCS
I	INNER LOWER SHELL FOR DP	COPPER ALLOY	1 PCS
H	INNER UPPER SHELL FOR DP	COPPER ALLOY	1 PCS
G	LOWER COVER FOR DP, BLACK	ABS+PC	1 PCS
F	UPPER COVER FOR DP, BLACK	ABS+PC	1 PCS
E	MINI DP CABLE	---	---
D	BOTTOM SHELL FOR MINI DP PLUG	COPPER ALLOY	1 PCS
C	TOP SHELL FOR MINI DP PLUG	COPPER ALLOY	1 PCS
B	SHIELD SHELL FOR MINI DP PLUG	COPPER ALLOY	1 PCS
A	SUB-ASSEMBLY FOR MINI DP PLUG	---	1 PCS

EC NO: DG2010-0088 2009/11/03 DRWN: YOXIE 2009/11/03 CHKD: CLU0 2009/11/03 APPR: CLU0 DESCRIPTION REV	QUALITY SYMBOLS	GENERAL TOLERANCES (UNLESS SPECIFIED)	DIMENSION STYLE	SCALE	DESIGN UNITS	THIRD ANGLE PROJECTION MINIDP PLUG TO DP PLUG CABLE ASSY (GENERAL) MOLEX INCORPORATED SEE TABLE-1 SD-68785-0001 SHEET NO. 2 OF 2
	▽=0 ◻=0	mm INCH 4 PLACES ± --- ± --- 3 PLACES ± --- ± --- 2 PLACES ± 0.25 ± --- 1 PLACE ± 0.5 ± --- ANGULAR ± 1/2°	MM ONLY	---	METRIC	
		DRAFT WHERE APPLICABLE MUST REMAIN WITHIN DIMENSIONS	DRAWN BY DATE	TITLE		
			CHECKED BY DATE	APPROVED BY DATE		
A			MATERIAL NO.	DOCUMENT NO.	SHEET NO.	
			SIZE A4	THIS DRAWING CONTAINS INFORMATION THAT IS PROPRIETARY TO MOLEX INCORPORATED AND SHOULD NOT BE USED WITHOUT WRITTEN PERMISSION		