

PLEASE CHECK WWW.MOLEX.COM FOR LATEST PART INFORMATION

Part Number: [0026602080](#)
Status: **Active**
Description: 3.96mm (.156") Pitch KK® Solid Header, Vertical, without Peg, 8 Circuits, Tin (Sn) Plating

Documents:

3D Model	Product Specification PS-08-50 (PDF)
Packaging Specification (PDF)	Product Specification PS-40-02 (PDF)
Drawing (PDF)	RoHS Certificate of Compliance (PDF)

Agency Certification

CSA	LR19980
UL	E29179

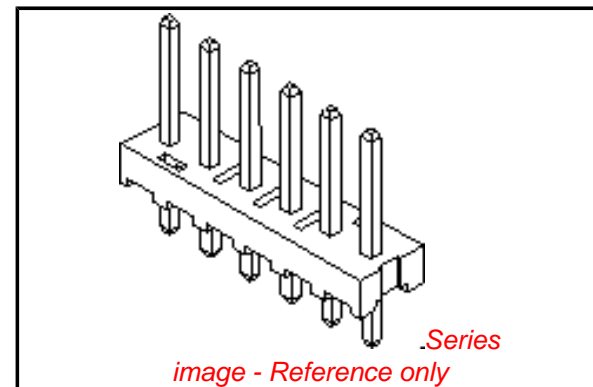
General

Product Family	PCB Headers
Series	41771
Application	Board-to-Board, Wire-to-Board
Product Name	KK®

Physical

Breakaway	No
Circuits (Loaded)	8
Circuits (maximum)	8
Color - Resin	Natural
Durability (mating cycles max)	25
Flammability	94V-0
Glow-Wire Compliant	No
Lock to Mating Part	None
Material - Metal	Brass
Material - Plating Mating	Tin
Material - Plating Termination	Tin
Material - Resin	Polyester
Number of Rows	1
Orientation	Vertical
PC Tail Length (in)	0.140 In
PC Tail Length (mm)	3.56 mm
PCB Locator	No
PCB Retention	None
PCB Thickness Recommended (in)	0.062 In
PCB Thickness Recommended (mm)	1.60 mm
Packaging Type	Bag
Pitch - Mating Interface (in)	0.156 In
Pitch - Mating Interface (mm)	3.96 mm
Plating min: Mating (µin)	200
Plating min: Mating (µm)	5
Plating min: Termination (µin)	200
Plating min: Termination (µm)	5
Polarized to Mating Part	Yes
Polarized to PCB	No
Shrouded	Partial
Stackable	Yes
Temperature Range - Operating	0°C to +75°C
Termination Interface: Style	Through Hole

Electrical



EU RoHS

ELV and RoHS Compliant
REACH SVHC Contains SVHC: No
Halogen-Free Status

China RoHS



Need more information on product environmental compliance?

Email productcompliance@molex.com
 For a multiple part number RoHS Certificate of Compliance, [click here](#)

Please visit the [Contact Us](#) section for any non-product compliance questions.

Search Parts in this Series

[41771Series](#)

Mates With

[3069](#) , [2139](#) , [2145](#) , [6442](#) , [7674](#) , [7675](#) , [41695](#) , L ink:41815

Current - Maximum per Contact	7A
Voltage - Maximum	250V

Solder Process Data

Duration at Max. Process Temperature (seconds)	5
Lead-free Process Capability	Wave Capable (TH only)
Max. Cycles at Max. Process Temperature	1
Process Temperature max. C	235

Material Info

Old Part Number	41771-0008
-----------------	------------

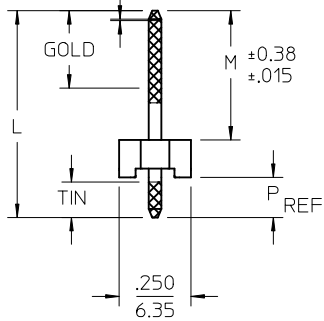
Reference - Drawing Numbers

Product Specification	PS-08-50, PS-40-02
Sales Drawing	SD-41771-001

This document was generated on 04/20/2010

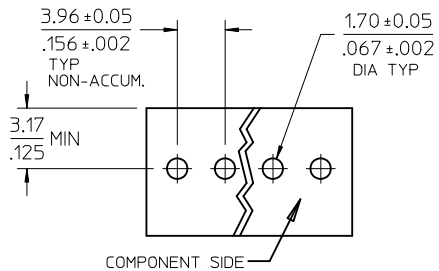
PLEASE CHECK WWW.MOLEX.COM FOR LATEST PART INFORMATION

.05
1.3
CENTERLINE OF PIN IN AREA SHOWN NOT TO VARY FROM CENTERLINE OF PIN AT -D- BY MORE THAN 0.20/.008 IN ANY DIRECTION.



NOTES:

- MATERIAL: HEADER-GLASS FILLED POLYESTER, 94V-0, MOLDED NATURAL (WHITE).
- FINISH: (102) OVERALL TIN: 0.00508/.000200 MIN OVER 0.00254/.000100 MIN COPPER, (222) OVERALL MATTE TIN: 0.00254/.000100 MIN TIN OVER 0.00127/.000050 MIN NICKEL, (208) SELECT GOLD: 0.00038/.000015 MIN, SELECT TIN: 0.00254/.000100 MIN, OVERALL NICKEL UNDERPLATE: 0.00127/.000050 MIN, (228) SELECT GOLD: 0.00076/.000030 MIN, SELECT TIN: 0.00254/.000100 MIN, OVERALL NICKEL UNDERPLATE: 0.00127/.000050 MIN, (501) OVERALL GOLD: 0.00051/.000020 MIN OVER 0.00076/.000030 MIN NICKEL.
- PRODUCT SPECIFICATION: SEE PS-08-50 & PS-40-02.
- PACKAGING INFORMATION: SEE CHARTS
- SOLDERABILITY: PER SMES-152.
- PIN PUSH-OUT FORCE: 3 LB MIN PRIOR TO SOLDERING
- PARTS ARE STACKABLE END TO END ON 3.96/.156 CENTERS.
- FOR PARTS WITH PEGS, SEE DWG.NO. SDA-42491.
- PART CONFORMS TO CLASS B REQUIREMENTS OF COSMETIC SPECIFICATION PS-45499-002.



RECOMMENDED PC BOARD HOLE LAYOUT

CKT	DIM. A	DIM. B
2	7.77 .306	3.96±0.05 .156±.002
3	11.73 .462	7.92±0.08 .312±.003
4	15.70 .618	11.89±0.08 .468±.003
5	19.66 .774	15.85±0.10 .624±.004
6	23.62 .930	19.81±0.10 .780±.004
7	27.58 1.086	23.77±0.10 .936±.004
8	31.55 1.242	27.74±0.13 1.092±.005
9	35.51 1.398	31.70±0.13 1.248±.005
10	39.47 1.554	35.66±0.13 1.404±.005
11	43.43 1.710	39.62±0.15 1.560±.006
12	47.40 1.866	43.59±0.15 1.716±.006
13	51.36 2.022	47.55±0.15 1.872±.006
14	55.32 2.178	51.51±0.18 2.028±.007
15	59.28 2.334	55.47±0.18 2.184±.007
16	63.25 2.490	59.44±0.18 2.340±.007
17	67.21 2.646	63.40±0.20 2.496±.008
18	71.17 2.802	67.36±0.20 2.652±.008

ADD 41771-1007 EC NO: UCP2010-1257 DRWN:MKIPPER 2009/11/23 CHKD:SSOUSEK 2009/11/25 APPR:FSMTH 2009/11/30 DESCRIPTION H3 REV	QUALITY SYMBOLS	GENERAL TOLERANCES (UNLESS SPECIFIED)	DIMENSION STYLE	SCALE	DESIGN UNITS	THIRD ANGLE PROJECTION	
	▼=0 ◻=0	mm INCH 4 PLACES ± --- ± --- 3 PLACES ± --- ± .010 2 PLACES ± 0.25 ± .015 1 PLACE ± 0.38 ± --- ANGULAR ± 1/2°	MM/IN	2:1	INCH	DRAWN BY DATE JSCHAFFER 2003/11/03 CHECKED BY DATE SAMIEC 2004/03/24 APPROVED BY DATE MARGULIS 2004/03/24 MATERIAL NO. SEE CHART	TITLE KK .156 HEADER ASSY FLAT VERT W/O PEGS MOLEX INCORPORATED DOCUMENT NO. SD-41771-001
	DRAFT WHERE APPLICABLE MUST REMAIN WITHIN DIMENSIONS	SIZE A	THIS DRAWING CONTAINS INFORMATION THAT IS PROPRIETARY TO MOLEX INCORPORATED AND SHOULD NOT BE USED WITHOUT WRITTEN PERMISSION	SHEET NO. 1 OF *			
	2-* H3 1 H3 SHEET REV	H3 REV	H3 REV	H3 REV			

OPTIONS	Group	A-41771-0002/0018	Group	A-41771-0899/0915	Group	A-41771-0916/0932	Group	A-41771-0036/0052
	Header No:	41770-0002/0018	Header No:	41770-0002/0018	Header No:	41770-0002/0018	Header No:	41770-0002/0018
	Pin No:	2161-94 (102)	Pin No:	43294-0209	Pin No:	43294-0210	Pin No:	2161-3 (102)
	Plating:	102 – TIN	Plating:	208 - GOLD	Plating:	228 – GOLD	Plating:	102 – TIN
	Pin Length L	18.29 / .720	Pin Length L	18.29 / .720	Pin Length L	18.29 / .720	Pin Length L	23.80 / .937
	Mating X	11.43 / .450	Mating X	11.43 / .450	Mating X	11.43 / .450	Mating X	16.89 / .665
	Gold Loc G	N/A	Gold Loc G	6.86 / .270	Gold Loc G	6.86 / .270	Gold Loc G	N/A
	PC Tail P	3.56 / .140	PC Tail P	3.56 / .140	PC Tail P	3.56 / .140	PC Tail P	3.61 / .142
	Tin Loc T	OVERALL	Tin Loc T	4.06 / .160	Tin Loc T	4.06 / .160	Tin Loc T	OVERALL
	Voided Ckts	NONE	Voided Ckts	NONE	Voided Ckts	NONE	Voided Ckts	NONE
Pack Per	PK-41771-001	Pack Per	PK-41771-001	Pack Per	PK-41771-001	Pack Per	PK-41771-002	
Ckts	Material No	Engineer Number	Material No	Engineer Number	Material No	Engineer Number	Material No	Engineer Number
2	26-60-2020	A-41771-0002	41771-0899	A-41771-0899	41771-0916	A-41771-0916	26-60-2021	A-41771-0036
3	26-60-2030	A-41771-0003	41771-0900	A-41771-0900	41771-0917	A-41771-0917	26-60-2031	A-41771-0037
4	26-60-2040	A-41771-0004	41771-0901	A-41771-0901	41771-0918	A-41771-0918	26-60-2041	A-41771-0038
5	26-60-2050	A-41771-0005	41771-0902	A-41771-0902	41771-0919	A-41771-0919	26-60-2051	A-41771-0039
6	26-60-2060	A-41771-0006	41771-0903	A-41771-0903	41771-0920	A-41771-0920	26-60-2061	A-41771-0040
7	26-60-2070	A-41771-0007	41771-0904	A-41771-0904	41771-0921	A-41771-0921	26-60-2071	A-41771-0041
8	26-60-2080	A-41771-0008	41771-0905	A-41771-0905	41771-0922	A-41771-0922	26-60-2081	A-41771-0042
9	26-60-2090	A-41771-0009	41771-0906	A-41771-0906	41771-0923	A-41771-0923	26-60-2091	A-41771-0043
10	26-60-2100	A-41771-0010	41771-0907	A-41771-0907	41771-0924	A-41771-0924	26-60-2101	A-41771-0044
11	26-60-2110	A-41771-0011	41771-0908	A-41771-0908	41771-0925	A-41771-0925	26-60-2111	A-41771-0045
12	26-60-2120	A-41771-0012	41771-0909	A-41771-0909	41771-0926	A-41771-0926	26-60-2121	A-41771-0046
13	26-60-2130	A-41771-0013	41771-0910	A-41771-0910	41771-0927	A-41771-0927	26-60-2131	A-41771-0047
14	26-60-2140	A-41771-0014	41771-0911	A-41771-0911	41771-0928	A-41771-0928	26-60-2141	A-41771-0048
15	26-60-2150	A-41771-0015	41771-0912	A-41771-0912	41771-0929	A-41771-0929	26-60-2151	A-41771-0049
16	26-60-2160	A-41771-0016	41771-0913	A-41771-0913	41771-0930	A-41771-0930	26-60-2161	A-41771-0050
17	26-60-2170	A-41771-0017	41771-0914	A-41771-0914	41771-0931	A-41771-0931	26-60-2171	A-41771-0051
18	26-60-2180	A-41771-0018	41771-0915	A-41771-0915	41771-0932	A-41771-0932	26-60-2181	A-41771-0052

REV:	ECR/ECN INFORMATION:	TITLE:	SHEET No.
H3	EC No.: UCP2010-1257 DATE: 11/30/2009	KK 156 HEADER ASSY FLAT VERT W/O PEGS	- 2 -
DOCUMENT NUMBER:	CREATED / REVISED BY:	CHECKED BY:	APPROVED BY:
SD- 41771-001	MKIPPER	SSOUSEK	FSMITH

Group	A-41771-0933/0949	Group	A-41771-0950/0966	Group	A-41771-0019/0035	Group	A-41771-0053/0069	
Header No:	41770-0002/0018	Header No:	41770-0002/0018	Header No:	41770-0002/0018	Header No:	41770-0002/0018	
Pin No:	43294-0415	Pin No:	43294-0416	Pin No:	2161-94 (501)	Pin No:	2161-3 (501)	
Plating:	208 – GOLD	Plating:	228 – GOLD	Plating:	501 – GOLD	Plating:	501 – GOLD	
Pin Length L	23.88 / .940	Pin Length L	23.88 / .940	Pin Length L	18.29 / .720	Pin Length L	23.80 / .937	
Mating X	16.89 / .665	Mating X	16.89 / .665	Mating X	11.43 / .450	Mating X	16.89 / .665	
Gold Loc G	8.89 / .350	Gold Loc G	8.89 / .350	Gold Loc G	OVERALL	Gold Loc G	OVERALL	
PC Tail P	3.68 / .145	PC Tail P	3.68 / .145	PC Tail P	3.56 / .140	PC Tail P	3.61 / .142	
Tin Loc T	4.06 / .160	Tin Loc T	4.06 / .160	Tin Loc T	N/A	Tin Loc T	N/A	
Voided Ckts	NONE	Voided Ckts	NONE	Voided Ckts	NONE	Voided Ckts	NONE	
Pack Per	PK-41771-002	Pack Per	PK-41771-002	Pack Per	PK-41771-001	Pack Per	PK-41771-002	
Ckts	Material No	Engineer Number	Material No	Engineer Number	Material No	Engineer Number	Material No	Engineer Number
2	41771-0933	A-41771-0933	41771-0950	A-41771-0950	26-61-2020	A-41771-0019	26-61-2021	A-41771-0053
3	41771-0934	A-41771-0934	41771-0951	A-41771-0951	26-61-2030	A-41771-0020	26-61-2031	A-41771-0054
4	41771-0935	A-41771-0935	41771-0952	A-41771-0952	26-61-2040	A-41771-0021	26-61-2041	A-41771-0055
5	41771-0936	A-41771-0936	41771-0953	A-41771-0953	26-61-2050	A-41771-0022	26-61-2051	A-41771-0056
6	41771-0937	A-41771-0937	41771-0954	A-41771-0954	26-61-2060	A-41771-0023	26-61-2061	A-41771-0057
7	41771-0938	A-41771-0938	41771-0955	A-41771-0955	26-61-2070	A-41771-0024	26-61-2071	A-41771-0058
8	41771-0939	A-41771-0939	41771-0956	A-41771-0956	26-61-2080	A-41771-0025	26-61-2081	A-41771-0059
9	41771-0940	A-41771-0940	41771-0957	A-41771-0957	26-61-2090	A-41771-0026	26-61-2091	A-41771-0060
10	41771-0941	A-41771-0941	41771-0958	A-41771-0958	26-61-2100	A-41771-0027	26-61-2101	A-41771-0061
11	41771-0942	A-41771-0942	41771-0959	A-41771-0959	26-61-2110	A-41771-0028	26-61-2111	A-41771-0062
12	41771-0943	A-41771-0943	41771-0960	A-41771-0960	26-61-2120	A-41771-0029	26-61-2121	A-41771-0063
13	41771-0944	A-41771-0944	41771-0961	A-41771-0961	26-61-2130	A-41771-0030	26-61-2131	A-41771-0064
14	41771-0945	A-41771-0945	41771-0962	A-41771-0962	26-61-2140	A-41771-0031	26-61-2141	A-41771-0065
15	41771-0946	A-41771-0946	41771-0963	A-41771-0963	26-61-2150	A-41771-0032	26-61-2151	A-41771-0066
16	41771-0947	A-41771-0947	41771-0964	A-41771-0964	26-61-2160	A-41771-0033	26-61-2161	A-41771-0067
17	41771-0948	A-41771-0948	41771-0965	A-41771-0965	26-61-2170	A-41771-0034	26-61-2171	A-41771-0068
18	41771-0949	A-41771-0949	41771-0966	A-41771-0966	26-61-2180	A-41771-0035	26-61-2181	A-41771-0069

REV:	ECR/ECN INFORMATION:	TITLE:	SHEET No.
H3	EC No.: UCP2010-1257	KK 156 HEADER ASSY FLAT VERT W/O PEGS	- 3 -
	DATE: 11/30/2009		
DOCUMENT NUMBER:	CREATED / REVISED BY:	CHECKED BY:	APPROVED BY:
SD- 41771-001	MKIPPER	SSOUSEK	FSMITH

Group	A-41771-0115/0131
Header No:	41770-0002/0018
Pin No:	2161-94 (102)
Plating:	102 – TIN
Pin Length L	18.29 / .720
Mating X	11.43 / .450
Gold Loc G	N/A
PC Tail P	3.56 / .140
Tin Loc T	OVERALL
Voided Ckts	2
Pack Per	PK-41771-001

Group	A-41771-0195/0211
Header No:	41770-0002/0018
Pin No:	2161-7 (102)
Plating:	102 – TIN
Pin Length L	39.67 / 1.562
Mating X	22.02 / 1.300
Gold Loc G	N/A
PC Tail P	3.35 / .132
Tin Loc T	OVERALL
Voided Ckts	NONE
Pack Per	PK-41771-003

Group	A-41771-0212/0228
Header No:	41770-0002/0018
Pin No:	2161-70 (102)
Plating:	102 – TIN
Pin Length L	39.67 / .915
Mating X	16.18 / .637
Gold Loc G	N/A
PC Tail P	3.76 / .148
Tin Loc T	OVERALL
Voided Ckts	NONE
Pack Per	PK-41771-002

Group	A-41771-0229/0245
Header No:	41770-0002/0018
Pin No:	2161-21 (102)
Plating:	102 – TIN
Pin Length L	28.58 / 1.125
Mating X	21.44 / .844
Gold Loc G	N/A
PC Tail P	3.84 / .151
Tin Loc T	OVERALL
Voided Ckts	NONE
Pack Per	PK-41771-003

CKTS	Material No	Engineer Number
2	26-62-2020	A-41771-0115
3	26-62-2030	A-41771-0116
4	26-62-2040	A-41771-0117
5	26-62-2050	A-41771-0118
6	26-62-2060	A-41771-0119
7	26-62-2070	A-41771-0120
8	26-62-2080	A-41771-0121
9	26-62-2090	A-41771-0122
10	26-62-2100	A-41771-0123
11	26-62-2110	A-41771-0124
12	26-62-2120	A-41771-0125
13	26-62-2130	A-41771-0126
14	26-62-2140	A-41771-0127
15	26-62-2150	A-41771-0128
16	26-62-2160	A-41771-0129
17	26-62-2170	A-41771-0130
18	26-62-2180	A-41771-0131

Material No	Engineer Number
26-60-2023	A-41771-0195
26-60-2033	A-41771-0196
26-60-2043	A-41771-0197
26-60-2053	A-41771-0198
26-60-2063	A-41771-0199
26-60-2073	A-41771-0200
26-60-2083	A-41771-0201
26-60-2093	A-41771-0202
26-60-2103	A-41771-0203
26-60-2113	A-41771-0204
26-60-2123	A-41771-0205
26-60-2133	A-41771-0206
26-60-2143	A-41771-0207
26-60-2153	A-41771-0208
26-60-2163	A-41771-0209
26-60-2173	A-41771-0210
26-60-2183	A-41771-0211

Material No	Engineer Number
27-60-2021	A-41771-0212
	A-41771-0213
	A-41771-0214
	A-41771-0215
	A-41771-0216
27-60-2071	A-41771-0217
27-60-2081	A-41771-0218
	A-41771-0219
27-60-2101	A-41771-0220
	A-41771-0221
27-60-2121	A-41771-0222
	A-41771-0223
	A-41771-0224
	A-41771-0225
	A-41771-0226
	A-41771-0227
	A-41771-0228

Material No	Engineer Number
27-60-2022	A-41771-0229
27-60-2032	A-41771-0230
27-60-2042	A-41771-0231
27-60-2052	A-41771-0232
27-60-2062	A-41771-0233
27-60-2072	A-41771-0234
27-60-2082	A-41771-0235
27-60-2092	A-41771-0236
27-60-2102	A-41771-0237
27-60-2112	A-41771-0238
27-60-2122	A-41771-0239
27-60-2132	A-41771-0240
27-60-2142	A-41771-0241
27-60-2152	A-41771-0242
27-60-2162	A-41771-0243
27-60-2172	A-41771-0244
27-60-2182	A-41771-0245

REV:	ECR/ECN INFORMATION:	TITLE:	SHEET No.
H3	EC No.: UCP2010-1257 DATE: 11/30/2009	KK 156 HEADER ASSY FLAT VERT W/O PEGS	- 4 -
DOCUMENT NUMBER: SD- 41771-001		CREATED / REVISED BY: MKIPPER	CHECKED BY: SSOUSEK
		APPROVED BY: FSMITH	

Group	A-41771-0695/0711	Group	A-41771-0882/0898	Group	A-417710763/0771	Group	A-41771-0772/0780	
Header No:	41770-0002/0018	Header No:	41770-0002/0018	Header No:	41770-0002/0018	Header No:	41770-0002/0018	
Pin No:	2161-36 (501)	Pin No:	2161-38 (501)	Pin No:	2161-94 (102)	Pin No:	2161-94 (102)	
Plating:	501 - GOLD	Plating:	501 - GOLD	Plating:	102 - TIN	Plating:	102 - TIN	
Pin Length L	30.48 / 1.200	Pin Length L	38.10 / 1.500	Pin Length L	18.29 / .720	Pin Length L	18.29 / .720	
Mating X	13.49 / .531	Mating X	31.62 / 1.245	Mating X	11.43 / .450	Mating X	11.43 / .450	
Gold Loc G	OVERALL	Gold Loc G	OVERALL	Gold Loc G	N/A	Gold Loc G	N/A	
PC Tail P	13.69 / .539	PC Tail P	3.18 / .125	PC Tail P	3.84 / .140	PC Tail P	3.84 / .140	
Tin Loc T	N/A	Tin Loc T	N/A	Tin Loc T	OVERALL	Tin Loc T	OVERALL	
Voided Ckts	NONE	Voided Ckts	NONE	Voided Ckts	3, 5, 7, 8, 10	Voided Ckts	3, 10	
Pack Per	PK-41771-003	Pack Per	PK-41771-003	Pack Per	PK-41771-001	Pack Per	PK-41771-001	
CKTS	Material No	Engineer Number	Material No	Engineer Number	Material No	Engineer Number	Material No	Engineer Number
2		A-41771-0695	41771-0882	A-41771-0882				
3		A-41771-0696	41771-0883	A-41771-0883				
4		A-41771-0697	41771-0884	A-41771-0884				
5	26-61-2052	A-41771-0698	41771-0885	A-41771-0885				
6		A-41771-0699	41771-0886	A-41771-0886				
7		A-41771-0700	41771-0887	A-41771-0887				
8	26-61-2082	A-41771-0701	41771-0888	A-41771-0888				
9		A-41771-0702	41771-0889	A-41771-0889				
10		A-41771-0703	41771-0890	A-41771-0890		A-41771-0763	27-66-2101	A-41771-0772
11		A-41771-0704	41771-0891	A-41771-0891	27-66-2110	A-41771-0764		A-41771-0773
12		A-41771-0705	41771-0892	A-41771-0892		A-41771-0765		A-41771-0774
13		A-41771-0706	41771-0893	A-41771-0893		A-41771-0766		A-41771-0775
14		A-41771-0707	41771-0894	A-41771-0894		A-41771-0767		A-41771-0776
15		A-41771-0708	41771-0895	A-41771-0895		A-41771-0768		A-41771-0777
16		A-41771-0709	41771-0896	A-41771-0896		A-41771-0769		A-41771-0778
17		A-41771-0710	41771-0897	A-41771-0897		A-41771-0770		A-41771-0779
18		A-41771-0711	41771-0898	A-41771-0898		A-41771-0771		A-41771-0780

REV:	ECR/ECN INFORMATION:	TITLE:	SHEET No.
H3	EC No.: UCP2010-1257 DATE: 11/30/2009	KK 156 HEADER ASSY FLAT VERT W/O PEGS	- 5 -
DOCUMENT NUMBER:	CREATED / REVISED BY:	CHECKED BY:	APPROVED BY:
SD- 41771-001	MKIPPER	SSOUSEK	FSMITH

Group	A-41771-0781/0787	Group	A-41771-0972/0988	Group	A-41771-1007	Group	
Header No:	41770-0002/0018	Header No:	41770-0002/0018	Header No:	41770-0003	Header No:	
Pin No:	2161-94 (102)	Pin No:	2161-5(102)	Pin No:	43294-0212	Pin No:	
Plating:	102 - TIN	Plating:	102 - TIN	Plating:	222 - TIN	Plating:	
Pin Length L	18.29 / .720	Pin Length L	34.93 / 1.375	Pin Length L	18.29 / .720	Pin Length L	
Mating X	11.43 / .450	Mating X	15.80 / .622	Mating X	11.43 / .450	Mating X	
Gold Loc G	N/A	Gold Loc G	NA	Gold Loc G	N/A	Gold Loc G	
PC Tail P	3.84 / .140	PC Tail P	15.82 / .623	PC Tail P	3.56 / .140	PC Tail P	
Tin Loc T	OVERALL	Tin Loc T	OVERAL	Tin Loc T	OVERALL	Tin Loc T	
Voided Ckts	4, 12	Voided Ckts	NONE	Voided Ckts	2	Voided Ckts	
Pack Per	PK-41771-001	Pack Per	PK-41771-003	Pack Per	PK-41771-001	Pack Per	
CKTS	Material No	Engineer Number	Material No	Material No		Material No	Engineer Number
2			41771-0972				
3			41771-0973		41771-1007		
4			41771-0974				
5			41771-0975				
6			41771-0976				
7			41771-0977				
8			41771-0978				
9			41771-0979				
10			41771-0980				
11			41771-0981				
12	27-66-2122	A-41771-0781	41771-0982				
13		A-41771-0782	41771-0983				
14		A-41771-0783	41771-0984				
15		A-41771-0784	41771-0985				
16		A-41771-0785	41771-0986				
17		A-41771-0786	41771-0987				
18		A-41771-0787	41771-0988				

REV: H3	ECR/ECN NFORMATION: EC No.: UCP2010-1257 DATE: 11/30/2009	TITLE: KK 156 HEADER ASSY FLAT VERT W/O PEGS	SHEET No. - 6 -
DOCUMENT NUMBER: SD- 41771-001	CREATED / REVISED BY: MKIPPER	CHECKED BY: SSOUSEK	APPROVED BY: FSMITH