

# VOLTAGE CONTROLLED OSCILLATOR

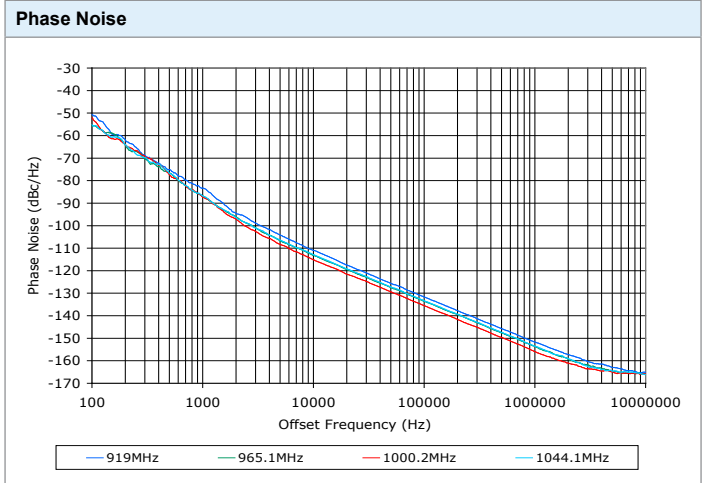
## SURFACE MOUNT MODEL: DCRO92103-5

**OPTIMIZED BANDWIDTH**

**920 - 1030 MHz**

**FEATURES:**

- ▶ Exceptional Phase Noise Performance
- ▶ Small Size, Surface Mount
- ▶ Lead Free REL-PRO® Technology
- ▶ Planar Resonator Construction



**SPECIFICATIONS (Rev. C 11/19/08)**

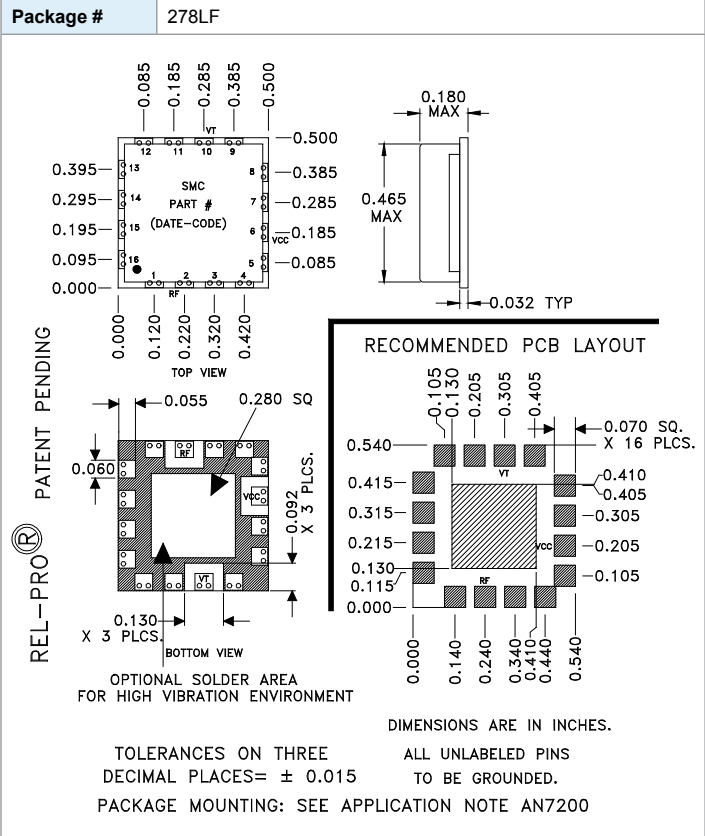
Frequency	920 - 1030 MHz
Tuning Voltage	See table below.
Bias Voltage	+5 VDC @ 25 mA (Max.)
Output Power	+2 dBm (Min.)
Tuning Sensitivity	10 - 25 MHz/V (Typ.)
Output Impedance	50 Ohms (Nom.)
Harmonic Suppression	20 dB (Typ.)
Frequency Pulling	4 MHz (Typ. @ 1.75:1 VSWR)
Frequency Pushing	3 MHz/V (Typ.)
Tuning Port Capacitance	56 pF (Typ.)
Phase Noise @ 10 kHz	-112 dBc/Hz (Typ)
Operating Temperature Range	-40 to +85 °C

**Guaranteed Tuning Specifications**

Tuning Voltage ( V )	Frequency ( MHz )
0.5	920 (Max)
5	970 (Min)
8	1000 (Min)
10	1030 (Min)

**Absolute Maximum Ratings**

Storage Temp. Range	-55 to +125 °C
Bias Voltage	+5.5 V
Tuning Voltage	+10 V
DC Voltage Applied to RF Out	± 25 V



SPECIFICATIONS ARE SUBJECT TO CHANGE WITHOUT NOTICE.

This product is manufactured under one or more of the following patents: **Approved:** 5,160,810; 5,122,621; 5,390,349; 5,416,449; 5,650,754; 5,605,431; 6,525,623; 6,850,575; 7,088,189; 7,180,381; 7,196,591; 7,262,670; 7,265,642; 7,292,113  
**Pending:** 60/493075; 60/501371 & 60/501790; 60/527957 & 60/528670; 60/563481; 60/564173; 60/589090; 60/601823; 60/605791; EV31369834; 11/259766; 60/622485 & 60/710310; 10/937525/60/736901; 60/732787

Copyright © 2008 Synergy Microwave Corporation  
 201 McLean Boulevard • Paterson, New Jersey 07504 • Tel: (973) 881-8800 • Fax: (973) 881-8361  
 E-Mail: sales@synergymw.com • World Wide Web: http://www.synergymw.com



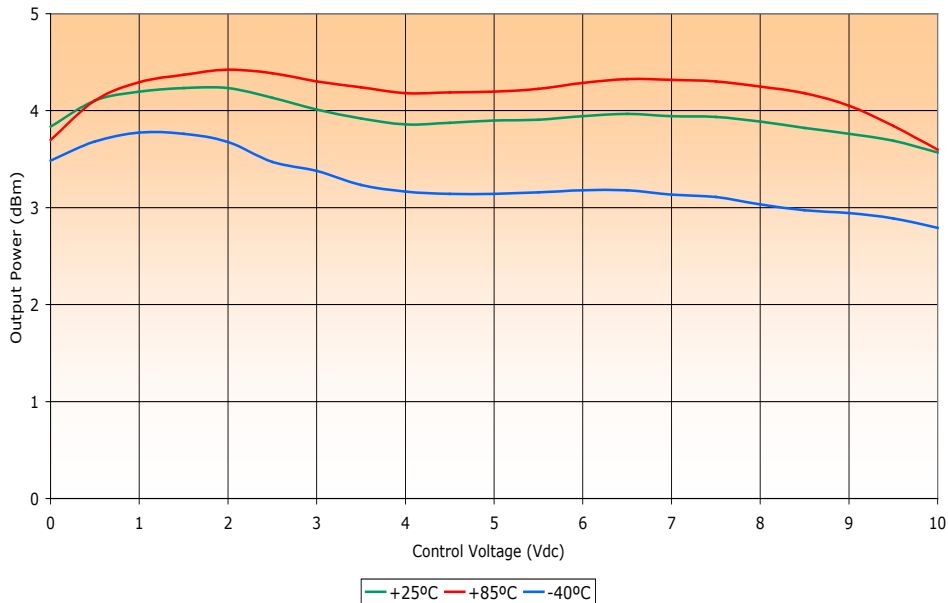
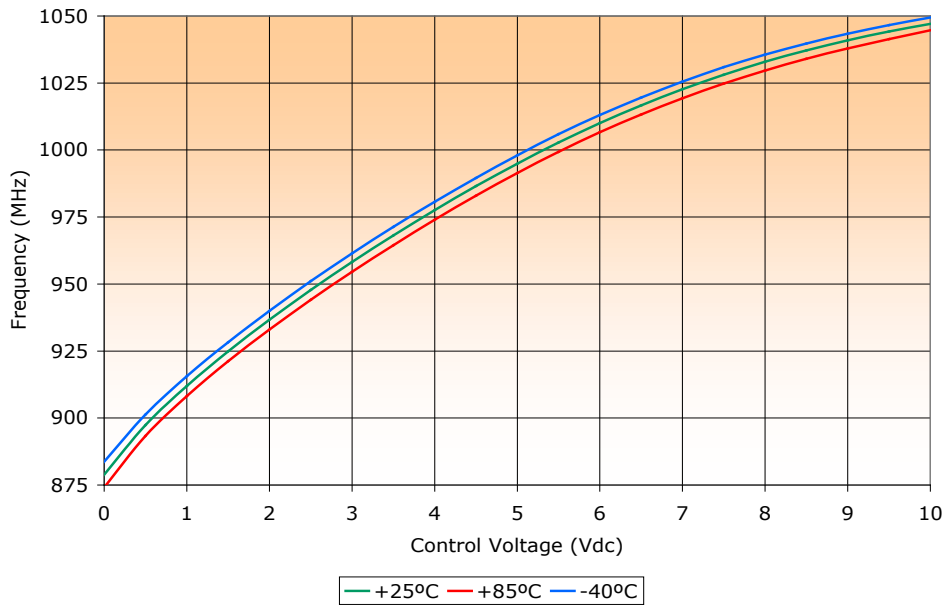
# VOLTAGE CONTROLLED OSCILLATOR

## SURFACE MOUNT MODEL: DCRO92103-5

OPTIMIZED BANDWIDTH

920 - 1030 MHz

PERFORMANCE PLOTS



SPECIFICATIONS ARE SUBJECT TO CHANGE WITHOUT NOTICE.

This product is manufactured under one or more of the following patents: **Approved:** 5,160,810; 5,122,621; 5,390,349; 5,416,449; 5,650,754; 5,605,431; 6,525,623; 6,850,575; 7,088,189; 7,180,381; 7,196,591; 7,262,670; 7,265,642; 7,292,113  
**Pending:** 60/493075; 60/501371 & 60/501790; 60/527957 & 60/528670; 60/563481; 60/564173; 60/589090; 60/601823; 60/605791; EV31369834; 11/259766; 60/622485 & 60/710310; 10/937525/60/736901; 60/732787

Copyright © 2008 Synergy Microwave Corporation  
 201 McLean Boulevard • Paterson, New Jersey 07504 • Tel: (973) 881-8800 • Fax: (973) 881-8361  
 E-Mail: sales@synergymw.com • World Wide Web: http://www.synergymw.com



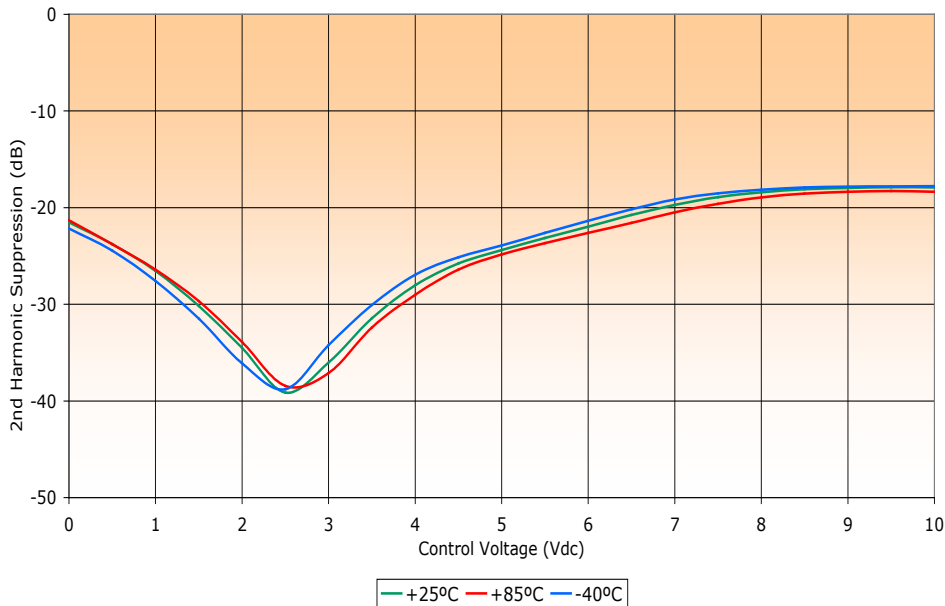
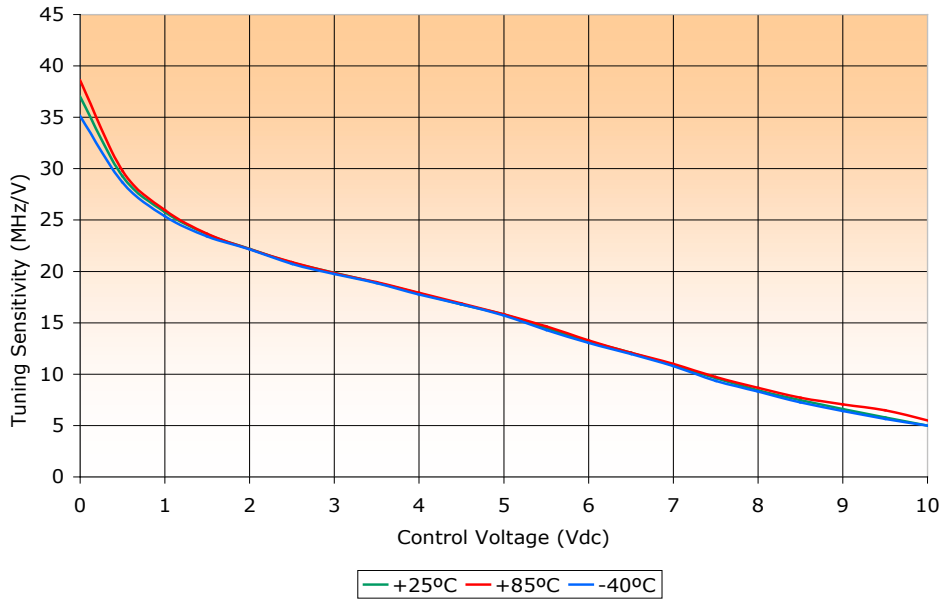
# VOLTAGE CONTROLLED OSCILLATOR

## SURFACE MOUNT MODEL: DCRO92103-5

OPTIMIZED BANDWIDTH

920 - 1030 MHz

PERFORMANCE PLOTS



SPECIFICATIONS ARE SUBJECT TO CHANGE WITHOUT NOTICE.

This product is manufactured under one or more of the following patents: **Approved:** 5,160,810; 5,122,621; 5,390,349; 5,416,449; 5,650,754; 5,605,431; 6,525,623; 6,850,575; 7,088,189; 7,180,381; 7,196,591; 7,262,670; 7,265,642; 7,292,113  
**Pending:** 60/493075; 60/501371 & 60/501790; 60/527957 & 60/528670; 60/563481; 60/564173; 60/589090; 60/601823; 60/605791; EV31369834; 11/259766; 60/622485 & 60/710310; 10/937525/60/736901; 60/732787

Copyright © 2008 Synergy Microwave Corporation  
201 McLean Boulevard • Paterson, New Jersey 07504 • Tel: (973) 881-8800 • Fax: (973) 881-8361  
E-Mail: [sales@synergymw.com](mailto:sales@synergymw.com) • World Wide Web: <http://www.synergymw.com>

