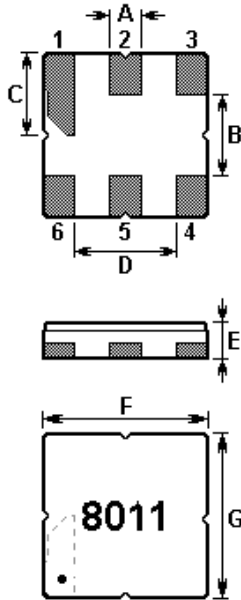


The **ACTF8011/881.5/DCC6C** is a low-loss, compact, and economical surface-acoustic-wave (**SAW**) RF filter in a surface-mount ceramic **DCC6C** case for AMPS, CDMA and TDMA applications.

1. Package Dimensions (DCC6C)



2.

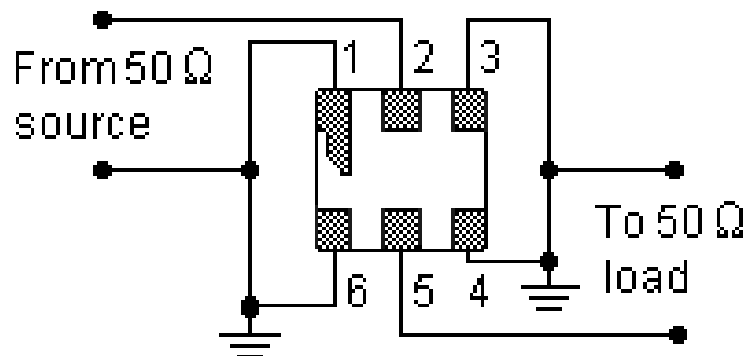
Pin	Configuration
2	Input / Output
5	Output / Input
others	Case Ground

Sign	Data (unit: mm)	Sign	Data (unit: mm)
A	0.6	E	1.1
B	1.5	F	3.0
C	1.5	G	3.0
D	1.8		

2-4.

- The dot indicates terminal 1

3. Test Circuit



No impedance matching required for operation at 50 Ω .

In keeping with our ongoing policy of product evolution and improvement, the above specification is subject to change without notice.

ISO9001: 2000 Registered - Registration number 6830/2

For quotations or further information please contact us at:

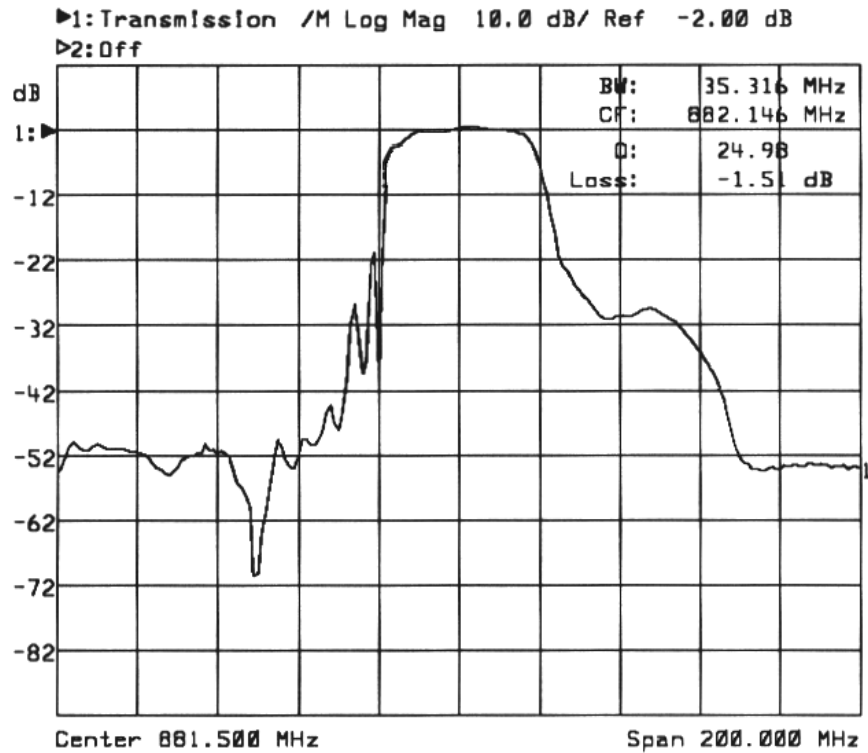
3 The Business Centre, Molly Millars Lane, Wokingham, Berks, RG41 2EY, UK

<http://www.actcrystals.com>

Issue : 1 C1

Date : SEPT 04

4. Frequency Characteristics



5. Performance

5-1. Maximum Ratings

Rating	Value	Units
Input Power Level	10	dBm
DC Voltage	12	V
Storage Temperature	-40 to +85	°C
Soldering Temperature	+235	°C

In keeping with our ongoing policy of product evolution and improvement, the above specification is subject to change without notice.

ISO9001: 2000 Registered - Registration number 6830/2

For quotations or further information please contact us at:

3 The Business Centre, Molly Millars Lane, Wokingham, Berks, RG41 2EY, UK

<http://www.actcrystals.com>

Issue : 1 C1

Date : SEPT 04

5-2. Electronic Characteristics

Parameter	Minimum	Typical	Maximum	Unit
Centre Frequency f_c	--	881.500	--	MHz
3dB Bandwidth BW_3	--	± 17.6	--	MHz
Usable Bandwidth BW_{UES}	--	± 12.5	--	MHz
Insertion Loss 869.00 MHz 894.00 MHz IL	--	2.7	3.5	dB
Amplitude Variation (p-p) 869.00 MHz 894.00 MHz $\Delta \alpha$	--	0.8	1.5	dB
Absolute Attenuation 10.00 MHz 779.00 MHz 779.00 MHz 849.00 MHz 914.00 MHz 970.00 MHz 970.00 MHz 1049.0 MHz 1049.0 MHz 2000.0 MHz α	45 40 20 45 40	50 45 28 55 50	-- -- -- -- --	dB
Input / Output Impedance	50			Ω
Operating Temperature Range T_{OP}	-30	25	+80	$^{\circ}C$

i CAUTION: Electrostatic Sensitive Device. Observe precautions for handling

1. Unless noted otherwise, all measurements are made with the filter installed in the specified test fixture that is connected to a 50 Ω test system with VSWR \leq 1.2:1. The test fixture L and C are adjusted for minimum insertion loss at the filter centre frequency, f_c . Note that insertion loss, bandwidth, and passband shape are dependent on the impedance matching component values and quality.
2. Unless noted otherwise, specifications apply over the entire specified operating temperature range.
3. The specifications of this device are based on the test circuit shown above and subject to change or obsolescence without notice.
4. All equipment designs utilizing this product must be approved by the appropriate government agency prior to manufacture or sale.
5. Our liability is only assumed for the Surface Acoustic Wave (SAW) component(s) per se, not for applications, processes and circuits implemented within components or assemblies.

In keeping with our ongoing policy of product evolution and improvement, the above specification is subject to change without notice.

ISO9001: 2000 Registered - Registration number 6830/2

For quotations or further information please contact us at:

3 The Business Centre, Molly Millars Lane, Wokingham, Berks, RG41 2EY, UK

<http://www.actcrystals.com>

Issue : 1 C1

Date : SEPT 04