



TAI-SAW TECHNOLOGY CO., LTD.

No. 3, Industrial 2nd Rd., Ping-Chen Industrial District,
Taoyuan, 324, Taiwan, R.O.C.

TEL: 886-3-4690038 FAX: 886-3-4697532

E-mail: tstsales@mail.taisaw.com Web: www.taisaw.com

Approval Sheet For Product Specification

Issued Date:

Product Name: SAW IF Filter 43.75MHz for Digital Cable TV

TST Parts No.: TB0258A (package 16.3 mm x 4 mm)

Customer Parts No.: _____

Company: _____
Division: _____
Approved by : _____
Date: _____

Checked by: _____ Andy Lee

Approval by: _____ Francis Chen

Date: _____ 12,6 ,2004



TAI-SAW TECHNOLOGY CO., LTD.

No.3, Industrial 2nd Rd., Ping-Chen Industrial District, Taoyuan, Taiwan, R.O.C.

TEL : 886-3-4690038 FAX : 886-3-4697532

E-mail : tstsales@ms52.hinet.net Web: www.taisaw.com

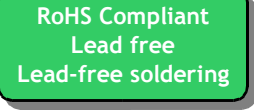
IF SAW Filter 43.75 MHz (package 16.3 mm x 4 mm)

MODEL NO.: TB0258A

REV. NO.:2

A. FEATURES:

1. IF Filter for Digital Cable TV



B. MAXIMUM RATING:

1. DC voltage: 12 V.
2. Storage Temperature: -40°C to +85 °C.
3. Operating Temperature: -25 °C to +65 °C

C. ELECTRICAL CHARACTERISTICS:

Characteristic	Units	Minimum	Typical	Maximum
Center frequency, F_o	MHz	-	43.75	-
Insertion Loss, IL	dB	-	23	26
Bandwidth -3dB	MHz	-	5.93	-
Bandwidth -30dB	MHz	-	7.61	-
Relative attenuation				
41.22MHz	dB	-	0.24	-
46.28MHz	dB	-0.7	0.9	1.2
40.75MHz	dB	1.5	2.9	3.9
46.75MHz	dB	1.5	2.6	4.4
39.75MHz	dB	38	45	-
47.75MHz	dB	37	44	-
Lower Sidelobe (35 ~39MHz)	dB	40	44	-
Lower Sidelobe (39 ~39.75MHz)	dB	37	43	-
Upper Sidelobe (47.75~50MHz)	dB	34	40	-
Upper Sidelobe (50~55MHz)	dB	41	44	-
Temp.coeff.	ppm/K	-	-72	-

Note: Performance is base on below test circuit and will change on different test circuit.

D. FREQUENCY CHARACTERISTICS:

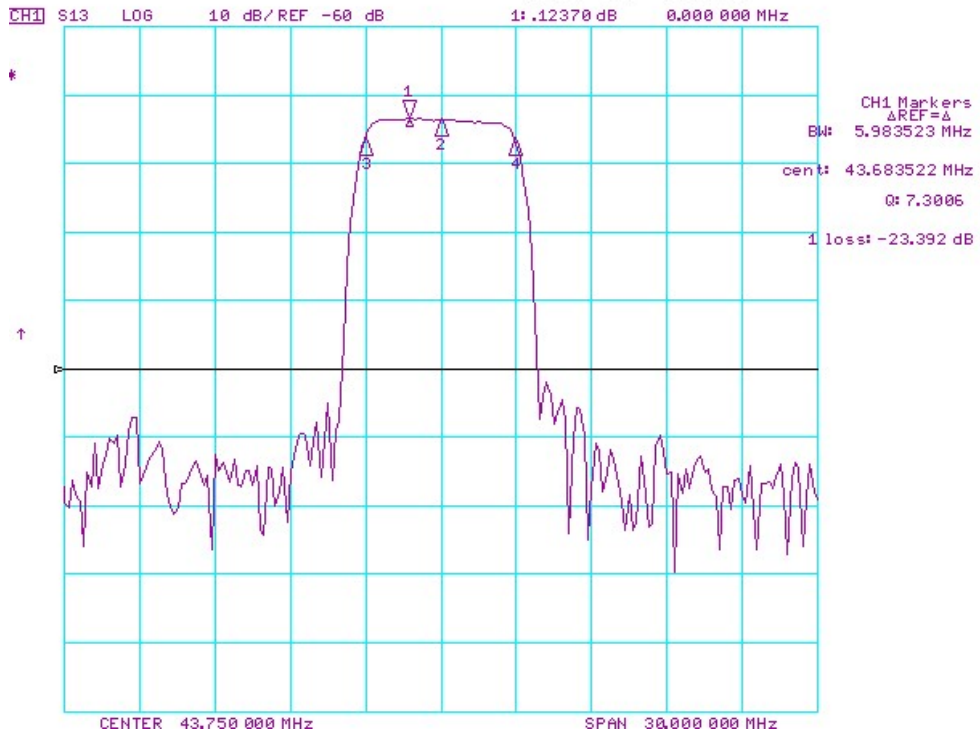


Figure-1 S21 Response(Wide Band/Span=30MHz)

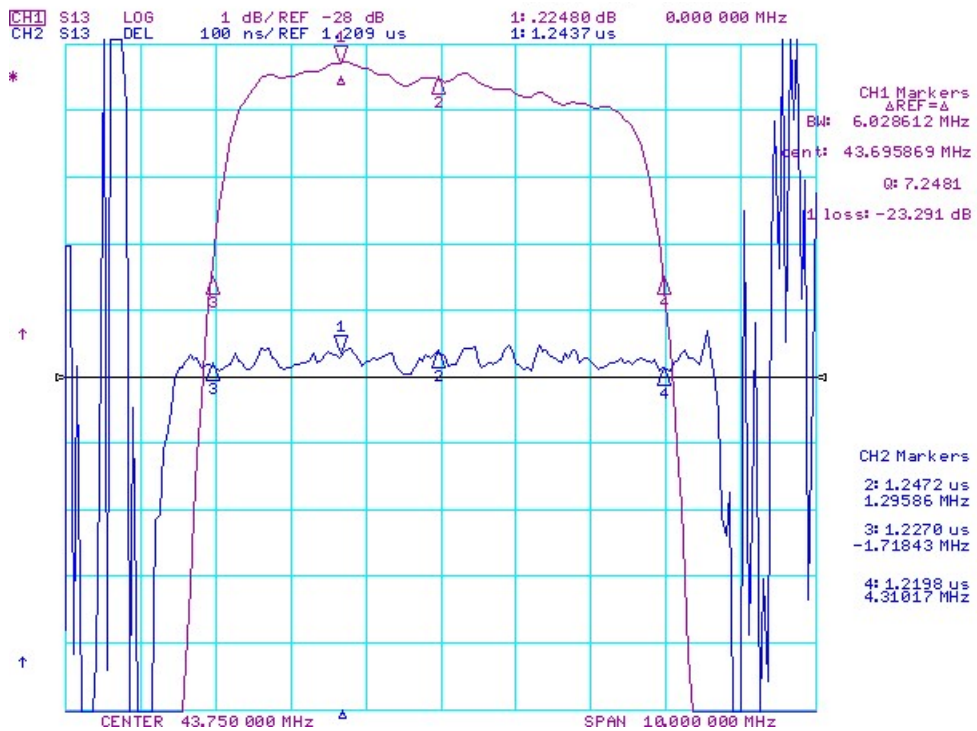
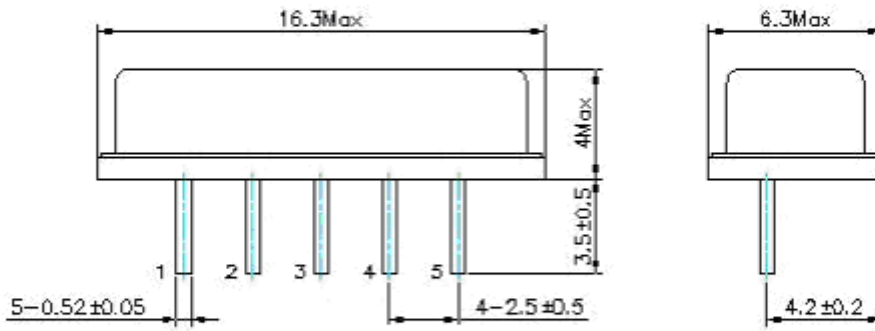


Figure-2 S21 Response(Pass Band/Span=10MHz)

E. OUTLINE DRAWING:



- Pin 1 : Input
- Pin 2 : Input Ground
- Pin 3 : Ground
- Pin 4 : Output Ground
- Pin 5 : Output
- : Date Code
- Unit : mm

F. TEST CIRCUIT

