

# STC358 Low Power Dual OP AMP

## Description

The STC358 consists of two independent high gain Internally frequency compensated operational amplifiers designed to operate from a single power supply over a wide range of voltage.

## Features

- Input common mode voltage range includes ground
- Internally frequency compensated for unity gain
- Large DC voltage gain : 100dB
- Wide bandwidth for unity gain : 1 MHz
- Very low power consumption
- Wide supply voltage range : Single : 3V ~ 30V, Dual :  $\pm 1.5 \sim \pm 15V$

## Applications

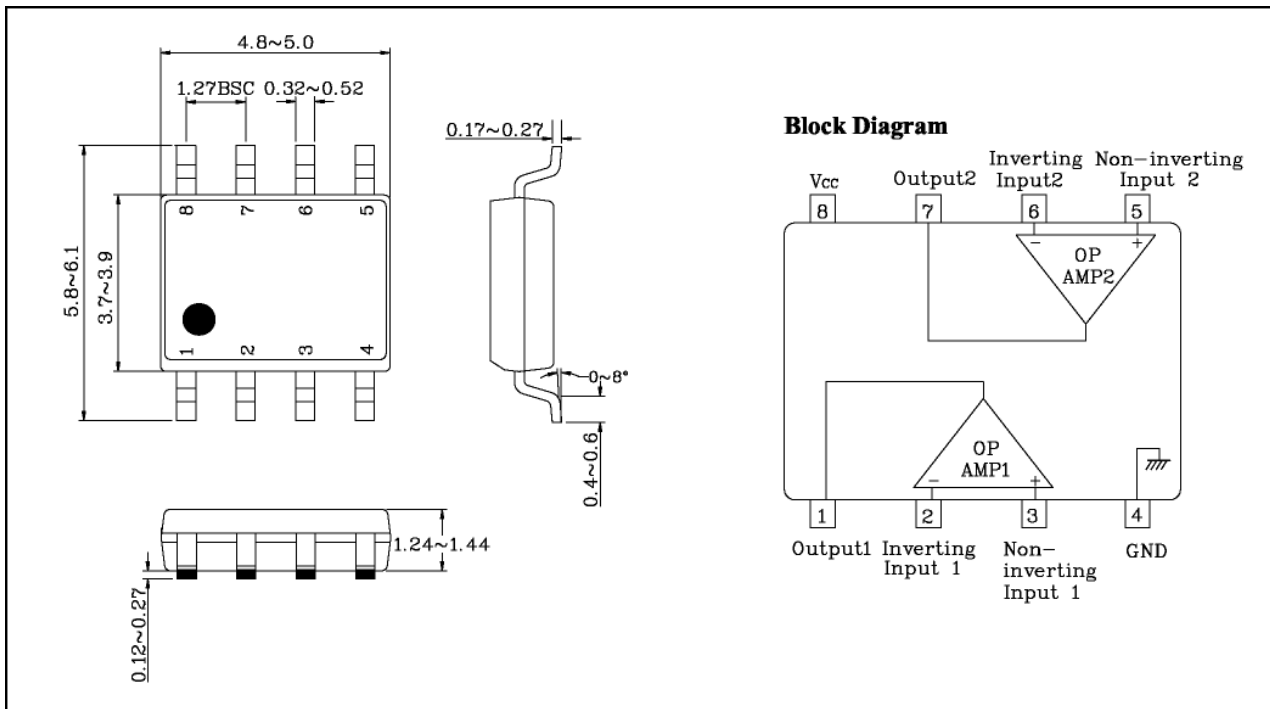
- Transducer amplifier
- DC gain blocks
- Conventional operational amplifiers

## Ordering Information

Type NO.	Marking	Package Code
STC358	STC358	SOP-8

## Outline Dimensions

unit : mm



# STC358

## Absolute maximum ratings

Characteristic	Symbol	Ratings	Unit
Supply voltage	$V_{CC}$	36 or $\pm 18$	V
Differential input voltage	$V_{IND}$	32	V
Input voltage	$V_{IN}$	-0.3 ~ +32	V
Power Dissipation	$P_D$	300	mW
Operating temperature	$T_{opr}$	-45 ~ +85	°C
Storage temperature	$T_{stg}$	-55 ~ 150	°C

## Electrical Characteristics

(Unless otherwise specified.  $V_{CC} = 5V$  and  $-45\text{ °C} \leq T_a \leq +85\text{ °C}$ )

Characteristic	Symbol	Test Condition	Min.	Typ.	Max.	Unit	
Input offset voltage	$V_{IOS}$	$5V \leq V_{CC} \leq 30V$ (Ta=25 °C)	-	$\pm 2$	$\pm 7$	mV	
		$R_g = 0\Omega, 0V \leq V_{IC} \leq V_{CC} - 1.5V$	-	-	$\pm 9$		
Input offset voltage drift	$\Delta V_{IOS}/\Delta T$	$R_g = 0\Omega$	-	7	-	$\mu V/^\circ C$	
Input offset current	$I_{IOS}$	-	(Ta=25 °C)	-	$\pm 5$	$\pm 50$	nA
			-	-	$\pm 150$		
Input offset current drift	$\Delta I_{IOS}/\Delta T$	-	-	10	-	pA/°C	
Input bias current	$I_{IB}$	-	(Ta=25 °C)	-	45	250	nA
			-	-	40	500	
Input common mode voltage range	$V_{ICR}$	$V_{CC} = 30V$	(Ta=25 °C)	0	-	$V_{CC} - 1.5$	V
			0	-	$V_{CC} - 2$	V	
Supply current	$I_{CC}$	$V_{CC} = 30V, R_L = \infty$	-	1	2	mA	
		$V_{CC} = 5V, R_L = \infty$	-	0.7	1.2		
Large signal voltage gain	$G_v$	$V_{CC} = 15V$ $R_L \geq 2\text{ K}\Omega$	(Ta=25 °C)	25	100	-	V/mV
			15	-	-		
Output voltage swing	$V_{OH}$	$V_{CC} = 30V$	$R_L = 2\text{ K}\Omega$	26	-	-	V
			$R_L = 10\text{ K}\Omega$	27	28	-	
	$V_{OL}$	$V_{CC} = 5V, R_L \leq 10\text{ K}\Omega$	-	3	20	mV	
Common mode rejection ratio	CMRR	(Ta=25 °C)	65	90	-	dB	
Power supply rejection ratio	PSRR	(Ta=25 °C)	65	100	-	dB	
Output source current	$I_{O+}$	$V_{CC} = 15V$ (Ta=25 °C)	20	40	-	mA	
		$V_{IN+} = 1V, V_{IN-} = 0V$	10	20	-		
Output sink current	$I_{O-}$	$V_{CC} = 15V$ (Ta=25 °C)	10	20	-	mA	
		$V_{IN+} = 0V, V_{IN-} = 1V$	5	8	-		
		$V_{OUT} = 200mV,$ $V_{IN+} = 0V, V_{IN-} = 1V$ (Ta=25 °C)	12	50	-	$\mu A$	
Output short circuit to ground	$I_{SC}$	Ta=25 °C	-	40	60	mA	

# STC358

## Electrical Characteristic Curves

Fig. 1  $I_{CC}-V_{CC}$

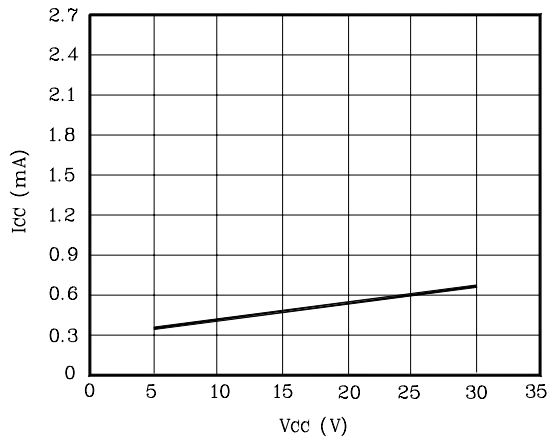


Fig. 2  $I_{IB}-V_{CC}$

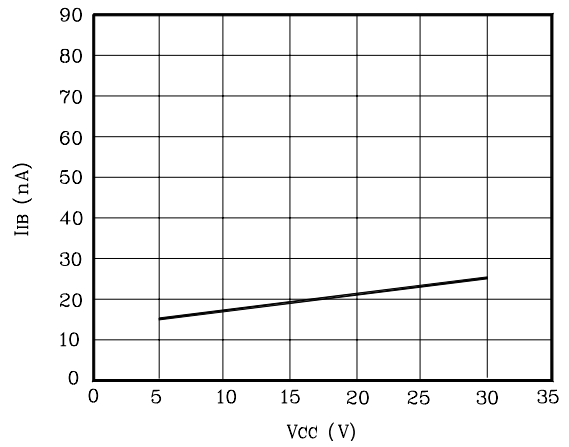


Fig. 3  $V_{IOS}-T_a$

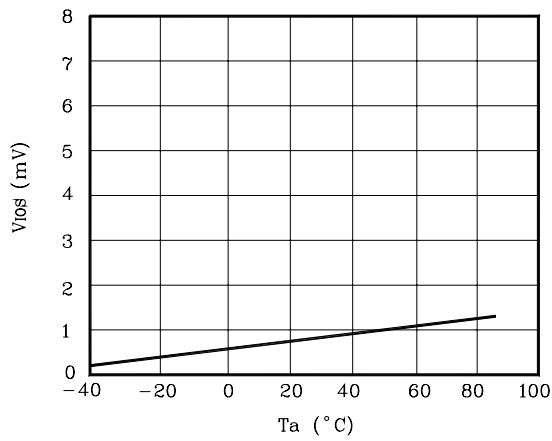


Fig. 4  $I_O-T_a$

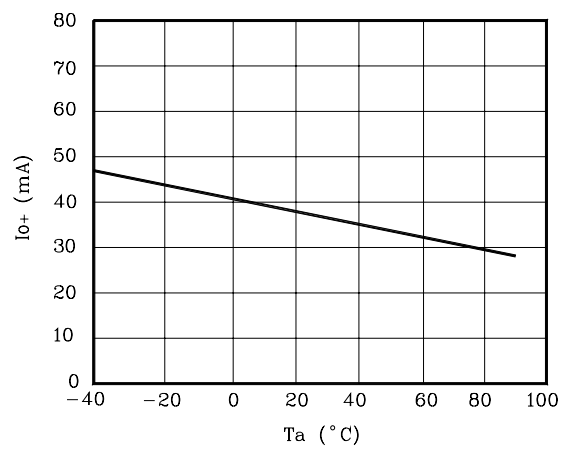


Fig. 5 CMRR-f

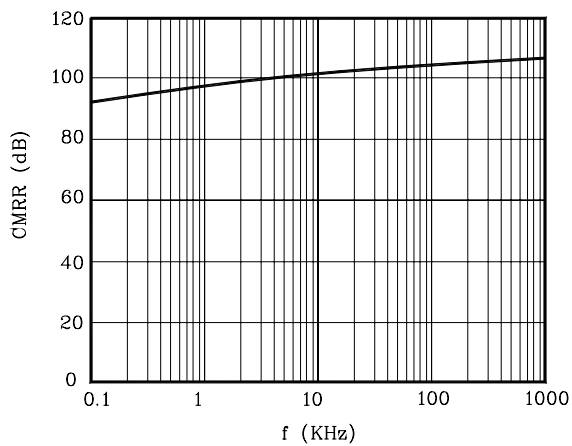


Fig. 6  $V_{OR}-f$

