



Data Sheet



Product Category: RF SAW Filter

Part Number	Package	Application	Last Modified
803-RF914.0M-A	3.8 x 3.8 SMD	Wireless	Jan. 01, 2007

TYPE :
914.0 MHz RF SAW Filter



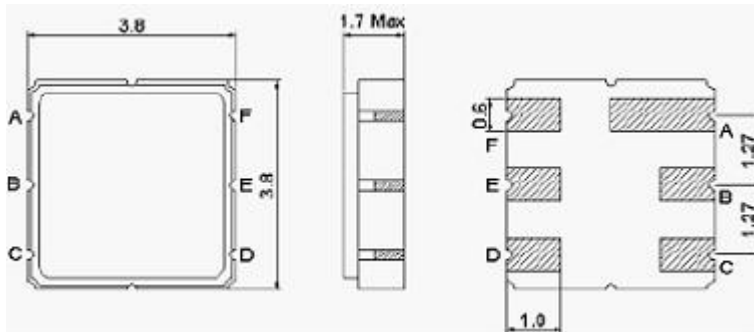
PART NUMBER :
803-RF914.0M-A

OPERATING CONDITIONS / ELECTRICAL CHARACTERISTICS

PARAMETERS	Condition	Minimum	Typical	Maximum	Units
Center Frequency	-	-	914.0	-	MHz
Insertion Loss	910.0 ~ 918 MHz	-	3.3	4.0	dB
DC Voltage	-	-	-	5	V
Input Power	-	-	-	15	dBm
Operating Temperature	-	-30	-	+80	°C
Storage Temperature	-	-40	-	+85	°C
Amplitude Ripple	910 ~ 918 MHz	-	0.7	2.0	dBp-p
Stopband Attenuation	869 ~ 873 MHz	40.0	48.0	-	dB
	891 ~ 894 MHz	30.0	45.0	-	
	934 ~ 937 MHz	18.0	28.0	-	
	955 ~ 960 MHz	40.0	48.0	-	
VSWR	910 ~ 918 MHz	-	2.0	2.5	-
Source Impedance	single ended*	-	50	-	ohm
Load Impedance	single ended*	-	50	-	ohm

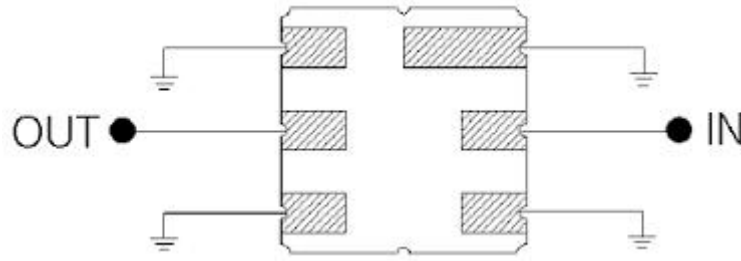
* No Matching Network ((Ref. Testing Environment Circuit as shown)
** Custom SAW RF Filters available. Contact Oscilent for assistance.

PACKAGE DRAWING

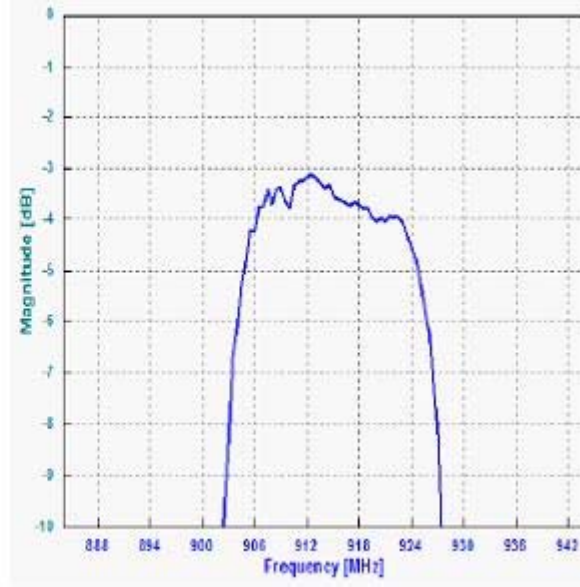
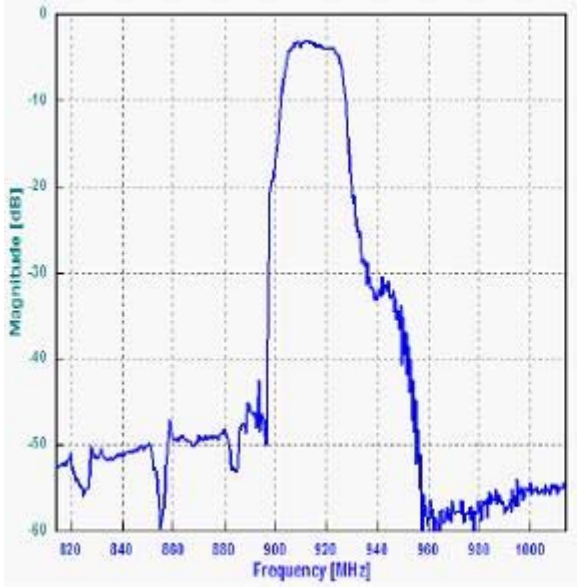


Pin Layout	
A	Ground
B	Input
C	Ground
D	Ground
E	Output
F	Ground

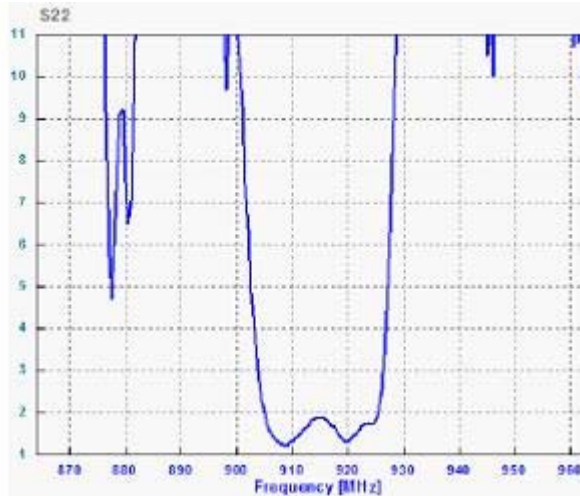
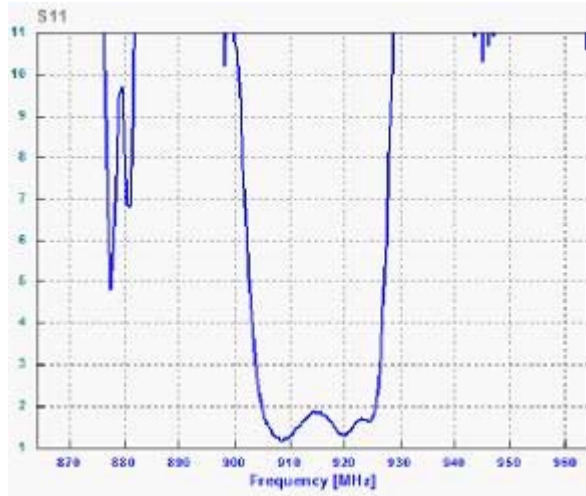
TEST FIXTURE



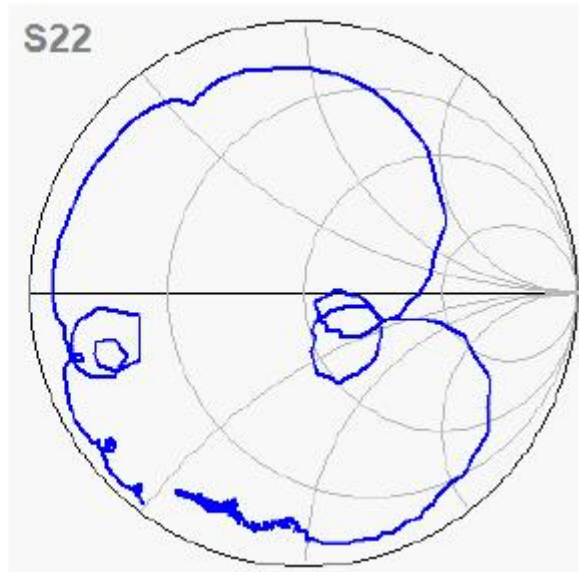
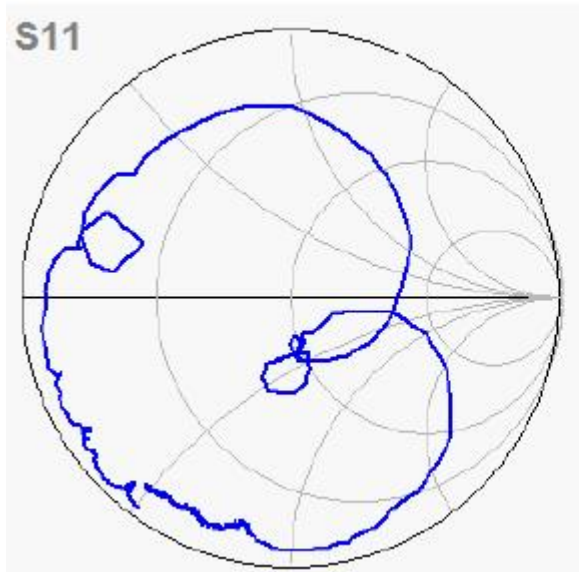
FREQUENCY RESPONSE



VSWR



SMITH CHART



Oscilent Corporation - CALL **949.252.0522**
18195 East McDermott Street . Building D . Irvine . CA 92614 . USA
Fax: 949.252.0599 . E-Mail: Sales@Oscilent.com

Part No.: 803-RF914.0M-A