



NEW!

Flyback Transformer

For Linear Technology LT3751 Capacitor Charger Controller



- Flyback transformer for the Linear Technology LT3751 Capacitor Charger Controller
- 120 – 377 V input; up to 500 V output
- 3000 Vrms isolation from primary to secondary windings

Core material Ferrite

Terminations RoHS tin-silver over tin over nickel over phos bronze. Other terminations available at additional cost.

Weight 37.3 g

Ambient temperature –40°C to +85°C

Storage temperature Component: –40°C to +85°C.
Packaging: –40°C to +80°C

Resistance to soldering heat Max three 40 second reflows at +260°C, parts cooled to room temperature between cycles

Moisture Sensitivity Level (MSL) 1 (unlimited floor life at <30°C / 85% relative humidity)

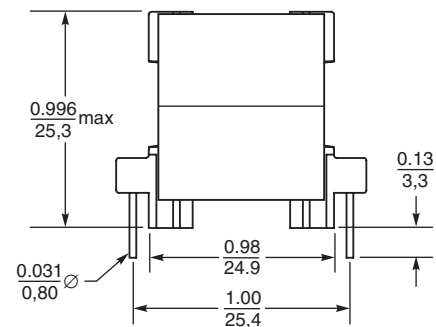
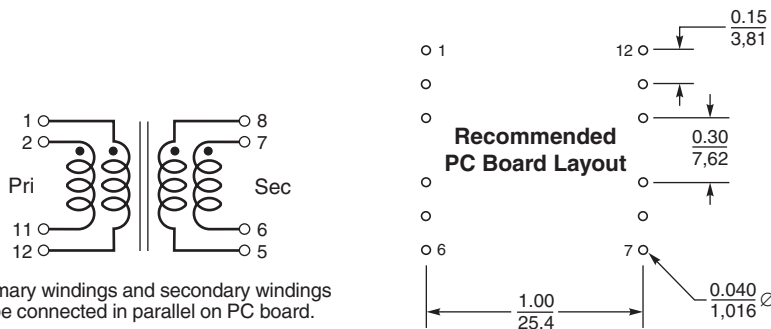
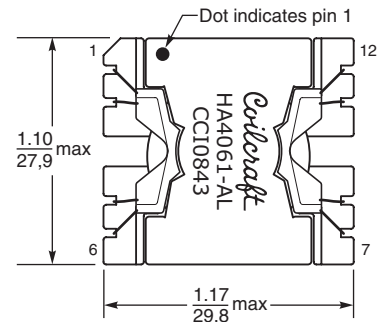
Failures in Time (FIT) / Mean Time Between Failures (MTBF)
38 per billion hours / 26,315,789 hours, calculated per Telcordia SR-332

Packaging 64 per tray

PCB washing Only pure water or alcohol recommended

Part number	Inductance at 0 A ¹ ±10% (µH)	Inductance at I _{pk} ² min (µH)	DCR max (Ohms) ³		Leakage inductance ⁴ max (µH)	Turns ratio ⁵ pri : sec	I _{pk} ² (A)	Volt-time product typ (V µsec)
			pri	sec				
HA4061-AL	125	112.5	0.203	1.40	9.17	1 : 3	5.0	625

1. Inductance is measured at 100 kHz, 0.1 Vrms.
 2. Peak primary current drawn at minimum input voltage.
 3. DCR is with the windings connected in parallel.
 4. Leakage inductance is for both windings of the primary with the secondary windings shorted.
 5. Turns ratios are with the primary and secondary windings connected in parallel.
 6. Electrical specifications at 25°C.
- Refer to Doc 362 "Soldering Surface Mount Components" before soldering.



Specifications subject to change without notice.
Please check our website for latest information.

Document 735 Revised 02/09/09

1102 Silver Lake Road Cary, Illinois 60013 Phone 847/639-6400 Fax 847/639-1469

E-mail info@coilcraft.com Web <http://www.coilcraft.com>