

Precision Fixed Attenuator

BW-N20W5+

50Ω 5W 20dB DC to 18000 MHz



CASE STYLE: DC736

Connectors	Model	Price	Qty.
N-Female N-Male	BW-N20W5+	\$54.95 ea.	(1-49)

Maximum Ratings

Operating Temperature -55°C to 100°C

Storage Temperature -55°C to 100°C**

** With mated connectors; unmated, 85°C max.

Features

- DC to 18000 MHz
- precise attenuation
- excellent VSWR, 1.20 typ
- stainless steel N male and female connectors

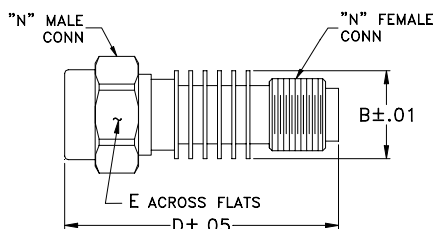
Applications

- matching
- instrumentation
- test set-ups

+ RoHS compliant in accordance
with EU Directive (2002/95/EC)

The +Suffix has been added in order to identify RoHS
Compliance. See our web site for RoHS Compliance
methodologies and qualifications.

Outline Drawing



Outline Dimensions (inch/mm)

B	D	E	wt
.61	1.90	.812	grams
15.49	48.26	20.62	49.7

Electrical Specifications

FREQ. RANGE (MHz)	ATTENUATION ¹ (dB)		VSWR ² (:1)			MAX. INPUT POWER ³ (W)
	Nom.	ACCURACY	DC-4 GHz Max.	4-8 GHz Max.	8-12.4 GHz Max.	
$f_L - f_U$ DC-18000	20	-0.5, +0.8	1.20	1.25	1.30	5

1. At 25°C, accuracy includes frequency and power variations. Temperature coefficient for attenuation: .0004dB/dB/°C typ.

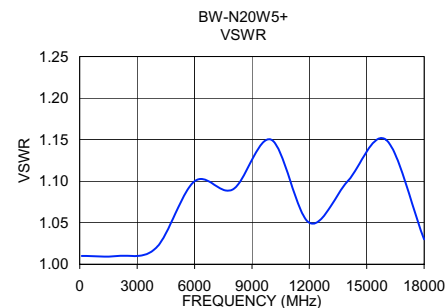
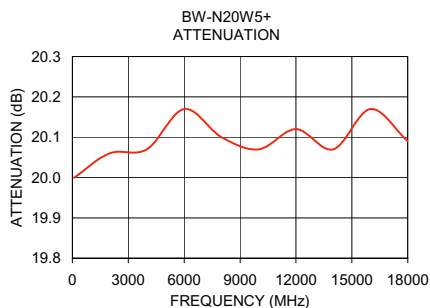
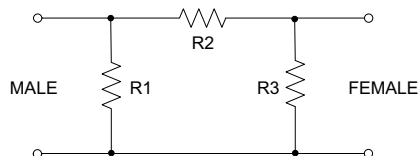
2. VSWR from 12.4 to 18 GHz, 1.6:1 typ.

3. Average power at 25°C ambient, derate linearly to 2W at 100°C. Peak Power 125W max. 5μsec. pulse width, 100 Hz PRF.

Typical Performance Data

Frequency (MHz)	Attenuation (dB)	VSWR (:1)
100	20.00	1.01
2000	20.06	1.01
4000	20.07	1.02
6000	20.17	1.10
8000	20.10	1.09
10000	20.07	1.15
12000	20.12	1.05
14000	20.07	1.10
16000	20.17	1.15
18000	20.09	1.03

Electrical Schematic



Mini-Circuits®
ISO 9001 ISO 14001 CERTIFIED

ALL NEW
minicircuits.com

P.O. Box 350166, Brooklyn, New York 11235-0003 (718) 934-4500 Fax (718) 332-4661 For detailed performance specs & shopping online see Mini-Circuits web site

The Design Engineers Search Engine Provides ACTUAL Data Instantly From MINI-CIRCUITS At: www.minicircuits.com

RF/IF MICROWAVE COMPONENTS

REV. C
M98898
EA-8722
BW-N20W5+
070323
Page 1 of 1