

LED DOT MATRIX

BL-M23A881XXX

■ Features:

- 60.20mm (2.3") F 5.0 dot matrix LED display, RGB COLOR
- Low current operation.
- Excellent character appearance.
- Easy mounting on P.C. Boards or sockets.
- I.C. Compatible.
- ROHS Compliance.



■ Electrical-optical characteristics: (Ta=25) (Test Condition: IF=20mA)

Part No		Chip			VF Unit:V		Iv TYP.(mcd)
Row Cathode Column Anode	Row Anode Column Cathode	Emitted Color	Material	λ P (nm)	Typ	Max	
BL-M23C881RGB- XX	BL-M23D881RGB- XX	Super Red	GaAlAs/GaAs,DH	660	1.85	2.20	280
		Green	GaP/GaP	570	2.20	2.50	250
		Ultra Blue	InGaN	470	2.70	4.20	150
BL-M23C881DUG UB-XX	BL-M23D881DUG UB-XX	Ultra Red	GaAlAs/GaAs,DDH	660	1.85	2.20	310
		Ultra Green	AlGaInP	574	2.20	2.50	380
		Ultra Blue	InGaN	470	2.70	4.20	270

--XX: Surface / Lens color :

Number	0	1	2	3	4	5
Ref Surface Color	White	Black	Gray	Red	Green	
Epoxy Color	Water clear	White diffused	Red Diffused	Green Diffused	Yellow Diffused	

■ Absolute maximum ratings (Ta=25)

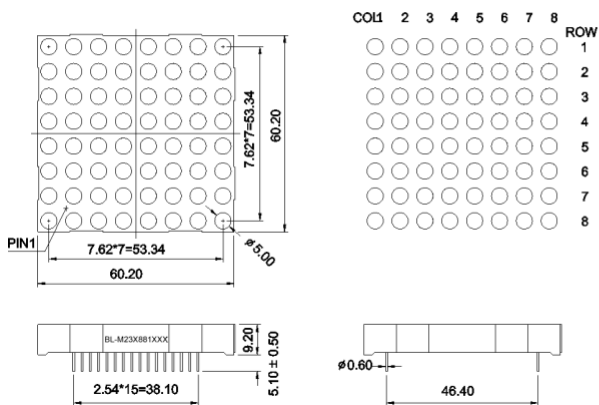
Parameter	S	G	B		D	UG	UB	Unit
Forward Current I _F	25	30	30		25	30	30	mA
Power Dissipation P _d	60	65	120		60	75	120	mW
Reverse Voltage V _R	5	5	5		5	5	5	V
Peak Forward Current I _{PF} (Duty 1/10 @1KHZ)	150	150	100		150	150	100	mA
Operation Temperature T _{OPR}	-40 to +80							
Storage Temperature T _{STG}	-40 to +85							
Lead Soldering Temperature T _{SOI}	Max.260±5 for 3 sec Max. (1.6mm from the base of the epoxy bulb)							

LED DOT MATRIX


BL-M23A881XXX

Package configuration & Internal circuit diagram

BL-M23X881 Series



BL-M23D881XXX (BL-M23C881XXX C.C.)



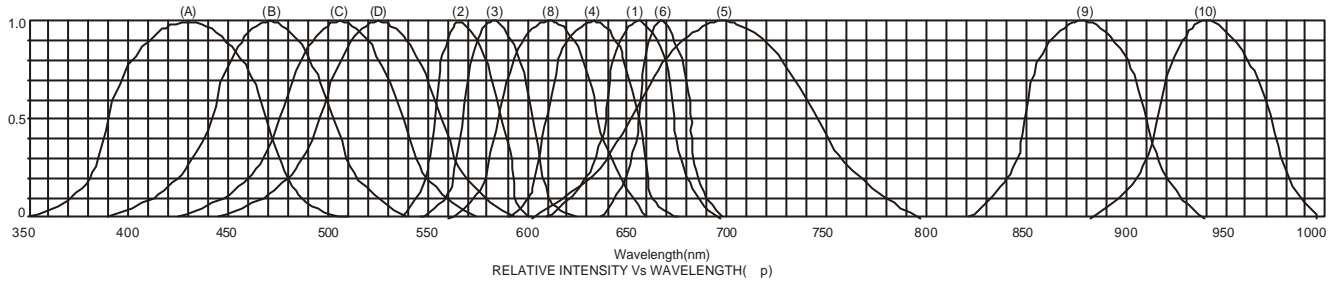
Notes:

1. All dimensions are in millimeters (inches)
2. Tolerance is $\pm 0.25(0.01)$ unless otherwise noted.
3. Specifications are subject to change without notice.

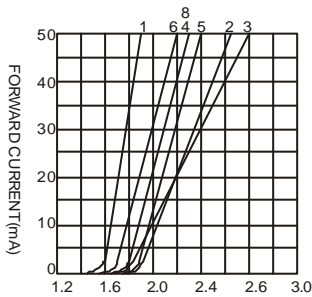
LED DOT MATRIX

BL-M23A881XXX

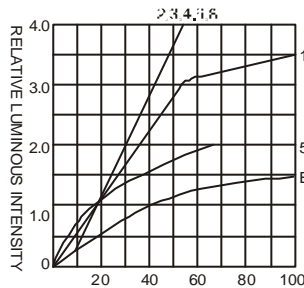
Typical electrical-optical characteristics curves:



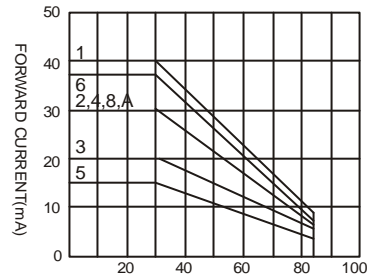
- | | |
|---|--------------------------------------|
| (1) - GaAsP/GaAs 655nm/Red | (9) - GaAlAs 880nm |
| (2) - GaP 570nm/Yellow Green | (10) - GaAs/GaAs & GaAlAs/GaAs 940nm |
| (3) - GaAsP/GaP 585nm/Yellow | (A) - GaN/SiC 430nm/Blue |
| (4) - GaAsP/GaP 635nm/Orange & Hi-Eff Red | (B) - InGaN/SiC 470nm/Blue |
| (5) - GaP 700nm/Bright Red | (C) - InGaN/SiC 505nm/Ultra Green |
| (6) - GaAlAs/GaAs 660nm/Super Red | (D) - InGaAl/SiC 525nm/Ultra Green |
| (8) - GaAsP/GaP 610nm/Super Red | |



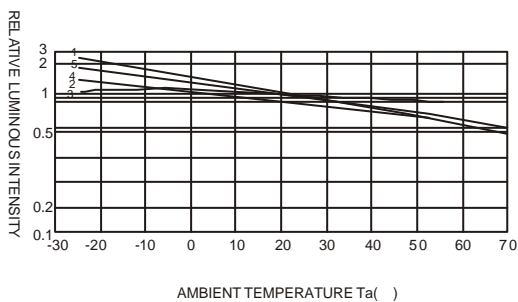
FORWARD VOLTAGE (Vf)
FORWARD CURRENT VS.
FORWARD VOLTAGE



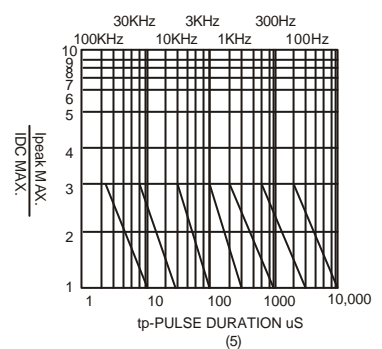
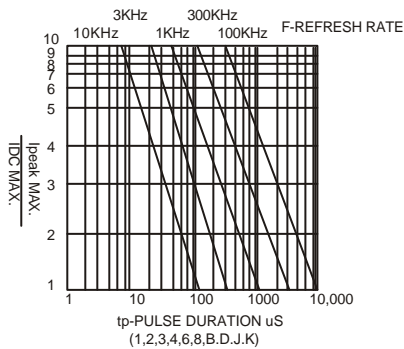
FORWARD CURRENT (mA)
RELATIVE LUMINOUS
INTENSITY VS. FORWARD
CURRENT



AMBIENT TEMPERATURE Ta()
FORWARD CURRENT VS. AMBIENT
TEMPERATURE



AMBIENT TEMPERATURE Ta()



NOTE:25 free air temperature unless otherwise specified